

Real-time Noise Data		RTN1 (Food and Environmental Hygiene Department Depot)									
<u>Normal Day 07:00-19:00</u>		2/9/2013 12:01	66.8	6/9/2013 18:31	65.6	12/9/2013 13:01	66.7	18/9/2013 7:31	66.2	24/9/2013 14:01	68.5
28/8/2013 7:01	65.8	2/9/2013 12:31	67.0	7/9/2013 7:01	64.8	12/9/2013 13:31	67.2	18/9/2013 8:01	66.2	24/9/2013 14:31	68.7
28/8/2013 7:31	66.7	2/9/2013 13:01	67.4	7/9/2013 7:31	65.7	12/9/2013 14:01	67.2	18/9/2013 8:31	66.3	24/9/2013 15:01	67.9
28/8/2013 8:01	66.7	2/9/2013 13:31	67.4	7/9/2013 8:01	66.9	12/9/2013 14:31	67.1	18/9/2013 9:01	66.8	24/9/2013 15:31	68.5
28/8/2013 8:31	66.6	2/9/2013 14:01	67.6	7/9/2013 8:31	67.4	12/9/2013 15:01	66.6	18/9/2013 9:31	67.3	24/9/2013 16:01	69.0
28/8/2013 9:01	66.9	2/9/2013 14:31	67.4	7/9/2013 9:01	66.9	12/9/2013 15:31	67.2	18/9/2013 10:01	67.2	24/9/2013 16:31	67.4
28/8/2013 9:31	68.6	2/9/2013 15:01	68.3	7/9/2013 9:31	68.6	12/9/2013 16:01	67.0	18/9/2013 10:31	67.5	24/9/2013 17:01	67.7
28/8/2013 10:01	67.8	2/9/2013 15:31	67.4	7/9/2013 10:01	67.3	12/9/2013 16:31	67.4	18/9/2013 11:01	67.4	24/9/2013 17:31	67.6
28/8/2013 10:31	67.7	2/9/2013 16:01	67.6	7/9/2013 10:31	66.8	12/9/2013 17:01	67.3	18/9/2013 11:31	67.2	24/9/2013 18:01	67.4
28/8/2013 11:01	67.6	2/9/2013 16:31	67.5	7/9/2013 11:01	67.4	12/9/2013 17:31	66.7	18/9/2013 12:01	66.4	24/9/2013 18:31	67.1
28/8/2013 11:31	66.9	2/9/2013 17:01	67.7	7/9/2013 11:31	66.1	12/9/2013 18:01	66.6	18/9/2013 12:31	66.5	25/9/2013 7:01	66.3
28/8/2013 12:01	66.4	2/9/2013 17:31	67.3	7/9/2013 12:01	65.9	12/9/2013 18:31	65.6	18/9/2013 13:01	67.1	25/9/2013 7:31	66.3
28/8/2013 12:31	66.5	2/9/2013 18:01	66.9	7/9/2013 12:31	65.5	13/9/2013 7:01	65.5	18/9/2013 13:31	67.3	25/9/2013 8:01	66.2
28/8/2013 13:01	66.9	2/9/2013 18:31	66.6	7/9/2013 13:01	65.4	13/9/2013 7:31	66.4	18/9/2013 14:01	66.5	25/9/2013 8:31	66.6
28/8/2013 13:31	67.1	3/9/2013 7:01	66.0	7/9/2013 13:31	65.7	13/9/2013 8:01	66.4	18/9/2013 14:31	67.1	25/9/2013 9:01	66.4
28/8/2013 14:01	66.9	3/9/2013 7:31	66.3	7/9/2013 14:01	65.9	13/9/2013 8:31	66.3	18/9/2013 15:01	67.1	25/9/2013 9:31	67.3
28/8/2013 14:31	66.7	3/9/2013 8:01	66.0	7/9/2013 14:31	65.5	13/9/2013 9:01	66.4	18/9/2013 15:31	66.4	25/9/2013 10:01	68.1
28/8/2013 15:01	67.1	3/9/2013 8:31	66.6	7/9/2013 15:01	65.6	13/9/2013 9:31	66.9	18/9/2013 16:01	66.4	25/9/2013 10:31	71.3
28/8/2013 15:31	66.4	3/9/2013 9:01	67.2	7/9/2013 15:31	66.4	13/9/2013 10:01	67.2	18/9/2013 16:31	67.6	25/9/2013 11:01	68.7
28/8/2013 16:01	67.0	3/9/2013 9:31	68.0	7/9/2013 16:01	67.2	13/9/2013 10:31	67.2	18/9/2013 17:01	67.5	25/9/2013 11:31	69.1
28/8/2013 16:31	67.3	3/9/2013 10:01	67.7	7/9/2013 16:31	68.4	13/9/2013 11:01	66.8	18/9/2013 17:31	67.1	25/9/2013 12:01	71.9
28/8/2013 17:01	66.5	3/9/2013 10:31	67.9	7/9/2013 17:01	68.3	13/9/2013 11:31	66.7	18/9/2013 18:01	66.1	25/9/2013 12:31	71.6
28/8/2013 17:31	66.9	3/9/2013 11:01	68.0	7/9/2013 17:31	66.9	13/9/2013 12:01	66.1	18/9/2013 18:31	65.2	25/9/2013 13:01	71.5
28/8/2013 18:01	67.1	3/9/2013 11:31	67.5	7/9/2013 18:01	66.4	13/9/2013 12:31	66.1	19/9/2013 7:01	65.8	25/9/2013 13:31	69.3
28/8/2013 18:31	66.8	3/9/2013 12:01	67.0	7/9/2013 18:31	66.1	13/9/2013 13:01	67.4	19/9/2013 7:31	66.6	25/9/2013 14:01	67.1
29/8/2013 7:01	65.9	3/9/2013 12:31	67.2	9/9/2013 7:01	65.8	13/9/2013 13:31	68.0	19/9/2013 8:01	66.9	25/9/2013 14:31	67.4
29/8/2013 7:31	66.9	3/9/2013 13:01	67.8	9/9/2013 7:31	66.4	13/9/2013 14:01	67.3	19/9/2013 8:31	66.1	25/9/2013 15:01	67.3
29/8/2013 8:01	66.4	3/9/2013 13:31	67.3	9/9/2013 8:01	66.2	13/9/2013 14:31	67.1	19/9/2013 9:01	66.3	25/9/2013 15:31	67.4
29/8/2013 8:31	66.5	3/9/2013 14:01	67.1	9/9/2013 8:31	66.4	13/9/2013 15:01	66.3	19/9/2013 9:31	66.7	25/9/2013 16:01	67.3
29/8/2013 9:01	66.6	3/9/2013 14:31	67.7	9/9/2013 9:01	66.7	13/9/2013 15:31	66.1	19/9/2013 10:01	66.5	25/9/2013 16:31	67.5
29/8/2013 9:31	66.7	3/9/2013 15:01	67.4	9/9/2013 9:31	67.9	13/9/2013 16:01	66.3	19/9/2013 10:31	66.8	25/9/2013 17:01	66.9
29/8/2013 10:01	67.0	3/9/2013 15:31	67.8	9/9/2013 10:01	67.8	13/9/2013 16:31	66.6	19/9/2013 11:01	65.9	25/9/2013 17:31	67.1
29/8/2013 10:31	67.0	3/9/2013 16:01	67.2	9/9/2013 10:31	67.3	13/9/2013 17:01	66.9	19/9/2013 11:31	66.5	25/9/2013 18:01	66.9
29/8/2013 11:01	66.4	3/9/2013 16:31	67.9	9/9/2013 11:01	67.4	13/9/2013 17:31	65.8	19/9/2013 12:01	66.4	25/9/2013 18:31	66.4
29/8/2013 11:31	66.8	3/9/2013 17:01	67.3	9/9/2013 11:31	67.5	13/9/2013 18:01	65.6	19/9/2013 12:31	66.8	26/9/2013 7:01	66.2
29/8/2013 12:01	66.9	3/9/2013 17:31	67.2	9/9/2013 12:01	65.6	13/9/2013 18:31	65.1	19/9/2013 13:01	67.5	26/9/2013 7:31	66.4
29/8/2013 12:31	66.8	3/9/2013 18:01	67.7	9/9/2013 12:31	66.1	14/9/2013 7:01	65.6	19/9/2013 13:31	67.4	26/9/2013 8:01	66.2
29/8/2013 13:01	66.9	3/9/2013 18:31	67.3	9/9/2013 13:01	66.9	14/9/2013 7:31	66.1	19/9/2013 14:01	67.7	26/9/2013 8:31	66.3
29/8/2013 13:31	66.7	4/9/2013 7:01	68.4	9/9/2013 13:31	67.8	14/9/2013 8:01	67.1	19/9/2013 14:31	67.5	26/9/2013 9:01	66.5
29/8/2013 14:01	67.5	4/9/2013 7:31	69.2	9/9/2013 14:01	67.3	14/9/2013 8:31	67.3	19/9/2013 15:01	67.4	26/9/2013 9:31	66.6
29/8/2013 14:31	67.3	4/9/2013 8:01	68.0	9/9/2013 14:31	66.9	14/9/2013 9:01	67.3	19/9/2013 15:31	66.6	26/9/2013 10:01	67.3
29/8/2013 15:01	67.1	4/9/2013 8:31	68.8	9/9/2013 15:01	66.5	14/9/2013 9:31	66.9	19/9/2013 16:01	66.6	26/9/2013 10:31	67.2
29/8/2013 15:31	66.9	4/9/2013 9:01	70.7	9/9/2013 15:31	66.2	14/9/2013 10:01	66.1	19/9/2013 16:31	67.0	26/9/2013 11:01	67.4
29/8/2013 16:01	66.8	4/9/2013 9:31	69.4	9/9/2013 16:01	66.3	14/9/2013 10:31	67.0	19/9/2013 17:01	67.4	26/9/2013 11:31	67.3
29/8/2013 16:31	66.5	4/9/2013 10:01	68.8	9/9/2013 16:31	66.5	14/9/2013 11:01	67.1	19/9/2013 17:31	65.4	26/9/2013 12:01	66.8
29/8/2013 17:01	67.2	4/9/2013 10:31	69.5	9/9/2013 17:01	66.8	14/9/2013 11:31	66.7	19/9/2013 18:01	64.9	26/9/2013 12:31	66.9
29/8/2013 17:31	66.5	4/9/2013 11:01	68.8	9/9/2013 17:31	67.0	14/9/2013 12:01	66.8	19/9/2013 18:31	64.8	26/9/2013 13:01	67.1
29/8/2013 18:01	66.7	4/9/2013 11:31	69.1	9/9/2013 18:01	66.9	14/9/2013 12:31	66.8	19/9/2013 19:01	64.9	26/9/2013 13:31	67.3
29/8/2013 18:31	66.6	4/9/2013 12:01	68.6	9/9/2013 18:31	67.2	14/9/2013 13:01	66.5	21/9/2013 7:01	65.8	26/9/2013 14:01	66.9
29/8/2013 19:01	66.8	4/9/2013 12:31	67.7	10/9/2013 7:01	65.9	14/9/2013 13:31	66.5	21/9/2013 8:01	66.9	26/9/2013 14:31	66.4
29/8/2013 19:31	66.8	4/9/2013 13:01	68.1	10/9/2013 7:31	66.3	14/9/2013 14:01	65.9	21/9/2013 8:31	67.3	26/9/2013 15:01	66.9
30/8/2013 7:01	66.1	4/9/2013 13:31	69.1	10/9/2013 8:01	66.2	14/9/2013 14:31	66.8	21/9/2013 9:01	69.1	26/9/2013 15:31	67.1
30/8/2013 7:31	66.5	4/9/2013 14:01	69.1	10/9/2013 8:31	66.4	14/9/2013 15:01	66.3	21/9/2013 9:31	68.6	26/9/2013 16:01	67.6
30/8/2013 8:01	68.0	4/9/2013 14:31	68.5	10/9/2013 9:01	66.5	14/9/2013 15:31	66.3	21/9/2013 10:01	69.4	26/9/2013 16:31	67.1
30/8/2013 8:31	68.4	4/9/2013 15:01	67.8	10/9/2013 9:31	68.2	14/9/2013 16:01	66.3	21/9/2013 10:31	69.6	26/9/2013 17:01	66.9
30/8/2013 9:01	67.7	4/9/2013 15:31	67.1	10/9/2013 10:01	67.7	14/9/2013 16:31	66.2	21/9/2013 11:01	67.9	26/9/2013 17:31	66.4
30/8/2013 9:31	68.7	4/9/2013 16:01	67.3	10/9/2013 10:31	67.8	14/9/2013 17:01	67.8	21/9/2013 11:31	69.0	26/9/2013 18:01	65.9
30/8/2013 10:01	68.3	4/9/2013 16:31	67.2	10/9/2013 11:01	68.2	14/9/2013 17:31	68.5	21/9/2013 12:01	68.1	26/9/2013 18:31	65.7
30/8/2013 10:31	68.4	4/9/2013 17:01	67.3	10/9/2013 11:31	67.3	14/9/2013 18:01	66.0	21/9/2013 12:31	66.0	27/9/2013 7:01	65.9
30/8/2013 11:01	68.4	4/9/2013 17:31	67.7	10/9/2013 12:01	66.9	14/9/2013 18:31	65.4	21/9/2013 13:01	66.6	27/9/2013 7:31	66.9
30/8/2013 11:31	67.8	4/9/2013 18:01	67.1	10/9/2013 12:31	66.6	16/9/2013 7:01	65.8	21/9/2013 13:31	66.0	27/9/2013 8:01	66.5
30/8/2013 12:01	66.1	4/9/2013 18:31	66.0	10/9/2013 13:01	67.2	16/9/2013 7:31	66.1	21/9/2013 14:01	66.3	27/9/2013 8:31	66.6
30/8/2013 12:31	67.1	5/9/2013 7:01	65.5	10/9/2013 13:31	67.6	16/9/2013 8:01	66.1	21/9/2013 14:31	66.2	27/9/2013 9:01	66.7
30/8/2013 13:01	68.1	5/9/2013 7:31	65.7	10/9/2013 14:01	67.6	16/9/2013 8:31	66.9	21/9/2013 15:01	65.7	27/9/2013 9:31	66.7
30/8/2013 13:31	68.0	5/9/2013 8:01	65.1	10/9/2013 14:31	67.5	16/9/2013 9:01	66.8	21/9/2013 15:31	65.7	27/9/2013 10:01	66.8
30/8/2013 14:01	67.7	5/9/2013 8:31	65.7	10/9/2013 15:01	66.9	16/9/2013 9:31	67.8	21/9/2013 16:01	66.1	27/9/2013 10:31	66.9
30/8/2013 14:31	67.7	5/9/2013 9:01	66.1	10/9/2013 15:31	67.2	16/9/2013 10:01	68.4	21/9/2013 16:31	66.0	27/9/2013 11:01	66.7</

Real-time Noise Data	RTN1 (Food and Environmental Hygiene Department Depot)										
28/8/2013 20:51	66.3	30/8/2013 21:56	65.7	1/9/2013 11:01	65.8	1/9/2013 20:06	65.3	3/9/2013 21:11	65.3	5/9/2013 22:16	65.0
28/8/2013 20:56	65.7	30/8/2013 22:01	65.3	1/9/2013 11:06	66.1	1/9/2013 20:11	65.3	3/9/2013 21:16	65.8	5/9/2013 22:21	64.9
28/8/2013 21:01	65.4	30/8/2013 22:06	65.4	1/9/2013 11:11	66.6	1/9/2013 20:16	65.5	3/9/2013 21:21	65.6	5/9/2013 22:26	64.5
28/8/2013 21:06	65.5	30/8/2013 22:11	65.6	1/9/2013 11:16	66.1	1/9/2013 20:21	65.1	3/9/2013 21:26	65.7	5/9/2013 22:31	64.5
28/8/2013 21:11	65.3	30/8/2013 22:16	65.7	1/9/2013 11:21	66.0	1/9/2013 20:26	65.5	3/9/2013 21:31	65.6	5/9/2013 22:36	64.6
28/8/2013 21:16	65.4	30/8/2013 22:21	65.4	1/9/2013 11:26	65.8	1/9/2013 20:31	65.2	3/9/2013 21:36	66.1	5/9/2013 22:41	64.7
28/8/2013 21:21	65.3	30/8/2013 22:26	65.7	1/9/2013 11:31	65.6	1/9/2013 20:36	65.3	3/9/2013 21:41	65.3	5/9/2013 22:46	64.9
28/8/2013 21:26	65.5	30/8/2013 22:31	65.7	1/9/2013 11:36	66.2	1/9/2013 20:41	65.2	3/9/2013 21:46	65.6	5/9/2013 22:51	65.1
28/8/2013 21:31	65.4	30/8/2013 22:36	65.4	1/9/2013 11:41	66.2	1/9/2013 20:46	65.1	3/9/2013 21:51	65.3	5/9/2013 22:56	64.5
28/8/2013 21:36	65.2	30/8/2013 22:41	65.7	1/9/2013 11:46	65.7	1/9/2013 20:51	65.1	3/9/2013 21:56	65.4	6/9/2013 19:01	64.6
28/8/2013 21:41	64.7	30/8/2013 22:46	65.3	1/9/2013 11:51	65.8	1/9/2013 20:56	65.0	3/9/2013 22:01	65.3	6/9/2013 19:06	64.1
28/8/2013 21:46	64.8	30/8/2013 22:51	65.5	1/9/2013 11:56	66.5	1/9/2013 21:01	64.9	3/9/2013 22:06	65.6	6/9/2013 19:11	64.3
28/8/2013 21:51	65.3	30/8/2013 22:56	65.3	1/9/2013 12:01	65.8	1/9/2013 21:06	64.8	3/9/2013 22:11	65.6	6/9/2013 19:16	64.6
28/8/2013 21:56	65.1	31/8/2013 19:01	66.9	1/9/2013 12:06	66.2	1/9/2013 21:11	64.8	3/9/2013 22:16	65.5	6/9/2013 19:21	64.1
28/8/2013 22:01	65.1	31/8/2013 19:06	66.5	1/9/2013 12:11	66.1	1/9/2013 21:16	65.2	3/9/2013 22:21	65.4	6/9/2013 19:26	64.7
28/8/2013 22:06	65.2	31/8/2013 19:11	66.1	1/9/2013 12:16	65.8	1/9/2013 21:21	65.1	3/9/2013 22:26	65.5	6/9/2013 19:31	64.8
28/8/2013 22:11	65.5	31/8/2013 19:16	66.2	1/9/2013 12:21	65.6	1/9/2013 21:26	65.0	3/9/2013 22:31	65.5	6/9/2013 19:36	63.9
28/8/2013 22:16	65.4	31/8/2013 19:21	66.6	1/9/2013 12:26	65.8	1/9/2013 21:31	65.1	3/9/2013 22:36	65.0	6/9/2013 19:41	65.5
28/8/2013 22:21	65.2	31/8/2013 19:26	66.8	1/9/2013 12:31	65.8	1/9/2013 21:36	65.4	3/9/2013 22:41	65.1	6/9/2013 19:46	66.1
28/8/2013 22:26	64.6	31/8/2013 19:31	66.5	1/9/2013 12:36	66.9	1/9/2013 21:41	65.7	3/9/2013 22:46	65.6	6/9/2013 19:51	65.9
28/8/2013 22:31	64.9	31/8/2013 19:36	66.6	1/9/2013 12:41	66.3	1/9/2013 21:46	65.0	3/9/2013 22:51	65.7	6/9/2013 19:56	65.7
28/8/2013 22:36	64.9	31/8/2013 19:41	66.3	1/9/2013 12:46	66.2	1/9/2013 21:51	65.0	3/9/2013 22:56	65.2	6/9/2013 20:01	65.6
28/8/2013 22:41	65.0	31/8/2013 19:46	66.7	1/9/2013 12:51	66.2	1/9/2013 21:56	66.5	4/9/2013 19:01	65.7	6/9/2013 20:06	65.2
28/8/2013 22:46	64.6	31/8/2013 19:51	66.5	1/9/2013 12:56	65.9	1/9/2013 22:01	64.9	4/9/2013 19:06	66.0	6/9/2013 20:11	63.9
28/8/2013 22:51	64.9	31/8/2013 19:56	66.3	1/9/2013 13:01	65.8	1/9/2013 22:06	65.0	4/9/2013 19:11	66.9	6/9/2013 20:16	64.4
28/8/2013 22:56	64.7	31/8/2013 20:01	66.2	1/9/2013 13:06	65.5	1/9/2013 22:11	64.6	4/9/2013 19:16	66.6	6/9/2013 20:21	64.5
29/8/2013 19:01	67.0	31/8/2013 20:06	66.6	1/9/2013 13:11	66.6	1/9/2013 22:16	64.9	4/9/2013 19:21	66.6	6/9/2013 20:26	63.6
29/8/2013 19:06	66.8	31/8/2013 20:11	66.1	1/9/2013 13:16	67.3	1/9/2013 22:21	65.2	4/9/2013 19:26	66.7	6/9/2013 20:31	64.7
29/8/2013 19:11	66.4	31/8/2013 20:16	66.2	1/9/2013 13:21	67.3	1/9/2013 22:26	65.0	4/9/2013 19:31	66.8	6/9/2013 20:36	64.4
29/8/2013 19:16	67.0	31/8/2013 20:21	66.3	1/9/2013 13:26	66.7	1/9/2013 22:31	65.0	4/9/2013 19:36	66.4	6/9/2013 20:41	64.2
29/8/2013 19:21	66.5	31/8/2013 20:26	66.1	1/9/2013 13:31	66.4	1/9/2013 22:36	65.1	4/9/2013 19:41	66.2	6/9/2013 20:46	64.5
29/8/2013 19:26	67.0	31/8/2013 20:31	66.2	1/9/2013 13:36	66.9	1/9/2013 22:41	64.5	4/9/2013 19:46	66.6	6/9/2013 20:51	64.1
29/8/2013 19:31	66.7	31/8/2013 20:36	66.5	1/9/2013 13:41	68.0	1/9/2013 22:46	64.9	4/9/2013 19:51	66.4	6/9/2013 20:56	65.0
29/8/2013 19:36	66.2	31/8/2013 20:41	65.8	1/9/2013 13:46	67.9	1/9/2013 22:51	66.4	4/9/2013 19:56	66.0	6/9/2013 21:01	64.8
29/8/2013 19:41	65.9	31/8/2013 20:46	66.0	1/9/2013 13:51	67.3	1/9/2013 22:56	64.8	4/9/2013 20:01	66.1	6/9/2013 21:06	65.3
29/8/2013 19:46	65.8	31/8/2013 20:51	65.7	1/9/2013 13:56	66.4	2/9/2013 19:01	66.3	4/9/2013 20:06	66.1	6/9/2013 21:11	65.5
29/8/2013 19:51	65.6	31/8/2013 20:56	65.8	1/9/2013 14:01	66.5	2/9/2013 19:06	66.6	4/9/2013 20:11	65.9	6/9/2013 21:16	65.6
29/8/2013 19:56	65.7	31/8/2013 21:01	65.6	1/9/2013 14:06	66.0	2/9/2013 19:11	66.8	4/9/2013 20:16	66.0	6/9/2013 21:21	65.1
29/8/2013 20:01	65.3	31/8/2013 21:06	66.4	1/9/2013 14:11	65.9	2/9/2013 19:16	66.5	4/9/2013 20:21	66.3	6/9/2013 21:26	65.3
29/8/2013 20:06	66.3	31/8/2013 21:11	65.8	1/9/2013 14:16	65.7	2/9/2013 19:21	66.6	4/9/2013 20:26	66.2	6/9/2013 21:31	65.1
29/8/2013 20:11	65.6	31/8/2013 21:16	66.1	1/9/2013 14:21	65.4	2/9/2013 19:26	66.2	4/9/2013 20:31	65.4	6/9/2013 21:36	65.0
29/8/2013 20:16	65.8	31/8/2013 21:21	65.7	1/9/2013 14:26	65.5	2/9/2013 19:31	65.9	4/9/2013 20:36	65.8	6/9/2013 21:41	65.0
29/8/2013 20:21	65.7	31/8/2013 21:26	65.7	1/9/2013 14:31	65.8	2/9/2013 19:36	65.5	4/9/2013 20:41	65.6	6/9/2013 21:46	64.7
29/8/2013 20:26	65.7	31/8/2013 21:31	66.0	1/9/2013 14:36	65.5	2/9/2013 19:41	64.9	4/9/2013 20:46	65.9	6/9/2013 21:51	65.1
29/8/2013 20:31	65.5	31/8/2013 21:36	66.1	1/9/2013 14:41	65.5	2/9/2013 19:46	65.1	4/9/2013 20:51	65.8	6/9/2013 21:56	64.8
29/8/2013 20:36	65.7	31/8/2013 21:41	65.9	1/9/2013 14:46	65.7	2/9/2013 19:51	65.1	4/9/2013 20:56	65.8	6/9/2013 22:01	65.5
29/8/2013 20:41	65.6	31/8/2013 21:46	65.4	1/9/2013 14:51	65.6	2/9/2013 19:56	65.0	4/9/2013 21:01	65.8	6/9/2013 22:06	64.6
29/8/2013 20:46	64.9	31/8/2013 21:51	66.1	1/9/2013 14:56	65.7	2/9/2013 20:01	65.0	4/9/2013 21:06	65.7	6/9/2013 22:11	65.4
29/8/2013 20:51	65.8	31/8/2013 21:56	66.0	1/9/2013 15:01	66.3	2/9/2013 20:06	65.1	4/9/2013 21:11	65.8	6/9/2013 22:16	65.1
29/8/2013 20:56	65.5	31/8/2013 22:01	65.6	1/9/2013 15:06	66.9	2/9/2013 20:11	65.9	4/9/2013 21:16	65.6	6/9/2013 22:21	64.8
29/8/2013 21:01	65.3	31/8/2013 22:06	65.6	1/9/2013 15:11	66.5	2/9/2013 20:16	67.0	4/9/2013 21:21	65.7	6/9/2013 22:26	64.8
29/8/2013 21:06	65.1	31/8/2013 22:11	65.6	1/9/2013 15:16	65.9	2/9/2013 20:21	66.6	4/9/2013 21:26	65.8	6/9/2013 22:31	64.7
29/8/2013 21:11	64.9	31/8/2013 22:16	65.8	1/9/2013 15:21	66.1	2/9/2013 20:26	67.8	4/9/2013 21:31	65.8	6/9/2013 22:36	65.2
29/8/2013 21:16	65.2	31/8/2013 22:21	65.7	1/9/2013 15:26	66.8	2/9/2013 20:31	68.2	4/9/2013 21:36	65.9	6/9/2013 22:41	64.9
29/8/2013 21:21	64.8	31/8/2013 22:26	65.7	1/9/2013 15:31	66.2	2/9/2013 20:36	68.9	4/9/2013 21:41	65.5	6/9/2013 22:46	64.4
29/8/2013 21:26	65.0	31/8/2013 22:31	65.6	1/9/2013 15:36	66.1	2/9/2013 20:41	68.1	4/9/2013 21:46	65.3	6/9/2013 22:51	64.9
29/8/2013 21:31	64.8	31/8/2013 22:36	65.8	1/9/2013 15:41	66.7	2/9/2013 20:46	67.0	4/9/2013 21:51	65.6	6/9/2013 22:56	65.3
29/8/2013 21:36	65.0	31/8/2013 22:41	66.0	1/9/2013 15:46	66.6	2/9/2013 20:51	66.2	4/9/2013 21:56	65.5	7/9/2013 19:01	65.2
29/8/2013 21:41	64.8	31/8/2013 22:46	65.9	1/9/2013 15:51	66.8	2/9/2013 20:56	66.8	4/9/2013 22:01	67.9	7/9/2013 19:06	65.4
29/8/2013 21:46	64.6	31/8/2013 22:51	65.7	1/9/2013 15:56	66.8	2/9/2013 21:01	66.4	4/9/2013 22:06	67.2	7/9/2013 19:11	65.5
29/8/2013 21:51	64.8	31/8/2013 22:56	65.1	1/9/2013 16:01	66.8	2/9/2013 21:06	66.5	4/9/2013 22:11	66.5	7/9/2013 19:16	65.1
29/8/2013 21:56	64.8	1/9/2013 7:01	64.3	1/9/2013 16:06	66.5	2/9/2013 21:11	65.5	4/9/2013 22:16	67.0	7/9/2013 19:21	65.7
29/8/2013 22:01	64.5	1/9/2013 7:06	64.2	1/9/2013 16:11	66.8	2/9/2013 21:16	65.7	4/9/2013 22:21	67.3	7/9/2013 19:26	65.9
29/8/2013 22:06	65.2	1/9/2013 7:11	64.6	1/9/2013 16:16	66.6	2/9/2013 21:21	66.1	4/9/2013 22:26	66.4	7/9/2013 19:31	66.4
29/8/2013 22:11	64.8	1/9/2013 7:16	64.4	1/9/2013 16:21	66.5	2/9/2013 21:26	65.5	4/9/2013 22:31	66.4	7/9/2013 19:36	66.1
29/8/2013 22:16	64.9	1/9/2013 7:21	66.5	1/9/2013 16:26	66.6	2/9/2013 21:31	65.4	4/9/2013 22:36	66.6	7/9/2013 19:41	65.6
29/8/2013 22:21	64.9	1/9/2013 7:26	67.2	1/9/2013 16:31	66.7	2/9/2013 21:36	66.0	4/9/2013 22:41	66.9	7/9/2013 19:46	65.6
29/8/2013 22:26	64.8	1/9/2013 7:31	64.8	1/9/2013 16:36	66.5	2/9/2013 21:41	64.8	4/9/2013 22:46	61.4	7/9/2013 19:51	66.1
29/8/2013 22:31	64.4	1/9/2013 7:36	66.1	1/9/2013 16:41	66.5	2/9/2013 21:46	60.1	4/9/2013 22:51	67.6	7/9/2013 19:56	65.3
29/8/2013 22:36	65.3	1/9/2013 7:41	64.6	1/9/2013 16:46	66.1	2/9/2013 21:51	60.4	4/9/2013 22:56	67.0	7/9/2013 20:01	65.5
29/8/2013 22:41	65.0	1/9/2013 7:46	64.7	1/9/2013 1							

Real-time Noise Data		RTN1 (Food and Environmental Hygiene Department Depot)									
8/9/2013 7:21	65.6	8/9/2013 16:26	65.5	9/9/2013 21:31	65.4	11/9/2013 22:36	64.6	14/9/2013 19:41	65.8	15/9/2013 12:46	65.7
8/9/2013 7:26	65.5	8/9/2013 16:31	65.7	9/9/2013 21:36	65.6	11/9/2013 22:41	64.8	14/9/2013 19:46	65.9	15/9/2013 12:51	66.8
8/9/2013 7:31	64.2	8/9/2013 16:36	65.5	9/9/2013 21:41	65.7	11/9/2013 22:46	65.9	14/9/2013 19:51	65.9	15/9/2013 12:56	66.4
8/9/2013 7:36	64.6	8/9/2013 16:41	65.8	9/9/2013 21:46	65.3	11/9/2013 22:51	64.8	14/9/2013 19:56	65.5	15/9/2013 13:01	66.8
8/9/2013 7:41	64.4	8/9/2013 16:46	65.8	9/9/2013 21:51	65.0	11/9/2013 22:56	65.0	14/9/2013 20:01	65.3	15/9/2013 13:06	67.3
8/9/2013 7:46	64.4	8/9/2013 16:51	65.6	9/9/2013 21:56	64.8	11/9/2013 23:01	64.4	14/9/2013 20:06	65.6	15/9/2013 13:11	67.1
8/9/2013 7:51	64.5	8/9/2013 16:56	65.9	9/9/2013 22:01	65.2	11/9/2013 23:06	65.4	14/9/2013 20:11	65.8	15/9/2013 13:16	66.7
8/9/2013 7:56	64.6	8/9/2013 17:01	65.8	9/9/2013 22:06	64.7	11/9/2013 23:11	64.6	14/9/2013 20:16	65.3	15/9/2013 13:21	65.9
8/9/2013 8:01	64.3	8/9/2013 17:06	66.1	9/9/2013 22:11	64.9	11/9/2013 23:16	64.5	14/9/2013 20:21	65.1	15/9/2013 13:26	66.4
8/9/2013 8:06	64.8	8/9/2013 17:11	65.8	9/9/2013 22:16	64.9	11/9/2013 23:21	64.8	14/9/2013 20:26	65.6	15/9/2013 13:31	65.8
8/9/2013 8:11	64.5	8/9/2013 17:16	66.0	9/9/2013 22:21	65.1	11/9/2013 23:26	65.7	14/9/2013 20:31	65.3	15/9/2013 13:36	66.0
8/9/2013 8:16	64.8	8/9/2013 17:21	65.8	9/9/2013 22:26	65.0	11/9/2013 23:31	65.2	14/9/2013 20:36	64.9	15/9/2013 13:41	65.8
8/9/2013 8:21	65.8	8/9/2013 17:26	65.9	9/9/2013 22:31	65.1	11/9/2013 23:36	64.7	14/9/2013 20:41	65.3	15/9/2013 13:46	66.2
8/9/2013 8:26	64.9	8/9/2013 17:31	66.0	9/9/2013 22:36	65.1	11/9/2013 23:41	64.9	14/9/2013 20:46	65.0	15/9/2013 13:51	65.5
8/9/2013 8:31	65.2	8/9/2013 17:36	66.3	9/9/2013 22:41	64.8	11/9/2013 23:46	65.0	14/9/2013 20:51	65.1	15/9/2013 13:56	65.7
8/9/2013 8:36	65.4	8/9/2013 17:41	66.5	9/9/2013 22:46	65.2	11/9/2013 23:51	65.3	14/9/2013 20:56	65.0	15/9/2013 14:01	66.3
8/9/2013 8:41	65.5	8/9/2013 17:46	65.8	9/9/2013 22:51	65.0	11/9/2013 23:56	65.1	14/9/2013 21:01	65.4	15/9/2013 14:06	66.2
8/9/2013 8:46	65.6	8/9/2013 17:51	65.8	9/9/2013 22:56	64.9	11/9/2013 24:01	65.9	14/9/2013 21:06	65.4	15/9/2013 14:11	66.3
8/9/2013 8:51	65.4	8/9/2013 17:56	65.4	10/9/2013 19:01	65.9	11/9/2013 24:06	65.4	14/9/2013 21:11	65.2	15/9/2013 14:16	66.4
8/9/2013 8:56	66.2	8/9/2013 18:01	65.7	10/9/2013 19:06	65.8	11/9/2013 24:11	65.5	14/9/2013 21:16	65.3	15/9/2013 14:21	66.3
8/9/2013 9:01	65.5	8/9/2013 18:06	65.9	10/9/2013 19:11	65.8	11/9/2013 24:16	66.1	14/9/2013 21:21	65.8	15/9/2013 14:26	65.8
8/9/2013 9:06	65.8	8/9/2013 18:11	65.6	10/9/2013 19:16	66.0	11/9/2013 24:21	65.5	14/9/2013 21:26	65.0	15/9/2013 14:31	65.4
8/9/2013 9:11	65.3	8/9/2013 18:16	65.6	10/9/2013 19:21	66.2	11/9/2013 24:26	65.4	14/9/2013 21:31	65.0	15/9/2013 14:36	66.8
8/9/2013 9:16	65.8	8/9/2013 18:21	65.8	10/9/2013 19:26	66.4	11/9/2013 24:31	65.5	14/9/2013 21:36	65.2	15/9/2013 14:41	67.1
8/9/2013 9:21	66.0	8/9/2013 18:26	65.8	10/9/2013 19:31	66.3	11/9/2013 24:36	65.3	14/9/2013 21:41	65.5	15/9/2013 14:46	66.9
8/9/2013 9:26	65.8	8/9/2013 18:31	65.8	10/9/2013 19:36	66.2	11/9/2013 24:41	65.0	14/9/2013 21:46	65.0	15/9/2013 14:51	66.6
8/9/2013 9:31	66.2	8/9/2013 18:36	66.2	10/9/2013 19:41	66.0	11/9/2013 24:46	65.1	14/9/2013 21:51	65.1	15/9/2013 14:56	66.2
8/9/2013 9:36	65.8	8/9/2013 18:41	65.9	10/9/2013 19:46	66.0	11/9/2013 24:51	65.3	14/9/2013 21:56	65.2	15/9/2013 15:01	66.3
8/9/2013 9:41	67.2	8/9/2013 18:46	65.9	10/9/2013 19:51	65.8	11/9/2013 24:56	65.2	14/9/2013 22:01	65.1	15/9/2013 15:06	65.8
8/9/2013 9:46	65.6	8/9/2013 18:51	65.6	10/9/2013 19:56	66.0	11/9/2013 25:01	65.2	14/9/2013 22:06	65.0	15/9/2013 15:11	66.1
8/9/2013 9:51	65.9	8/9/2013 18:56	65.7	10/9/2013 20:01	65.5	11/9/2013 25:06	65.3	14/9/2013 22:11	65.2	15/9/2013 15:16	66.6
8/9/2013 9:56	65.9	8/9/2013 19:01	65.5	10/9/2013 20:06	66.1	11/9/2013 25:11	65.4	14/9/2013 22:16	65.3	15/9/2013 15:21	66.4
8/9/2013 10:01	65.7	8/9/2013 19:06	65.5	10/9/2013 20:11	65.9	11/9/2013 25:16	65.1	14/9/2013 22:21	65.4	15/9/2013 15:26	66.0
8/9/2013 10:06	66.0	8/9/2013 19:11	65.7	10/9/2013 20:16	65.8	11/9/2013 25:21	65.9	14/9/2013 22:26	65.1	15/9/2013 15:31	66.2
8/9/2013 10:11	65.4	8/9/2013 19:16	65.8	10/9/2013 20:21	66.0	11/9/2013 25:26	65.8	14/9/2013 22:31	65.8	15/9/2013 15:36	65.6
8/9/2013 10:16	65.9	8/9/2013 19:21	65.2	10/9/2013 20:26	65.4	11/9/2013 25:31	65.5	14/9/2013 22:36	64.6	15/9/2013 15:41	66.2
8/9/2013 10:21	66.1	8/9/2013 19:26	65.3	10/9/2013 20:31	65.2	11/9/2013 25:36	65.4	14/9/2013 22:41	64.3	15/9/2013 15:46	65.7
8/9/2013 10:26	66.0	8/9/2013 19:31	65.6	10/9/2013 20:36	65.5	11/9/2013 25:41	64.8	14/9/2013 22:46	64.9	15/9/2013 15:51	66.1
8/9/2013 10:31	65.8	8/9/2013 19:36	66.1	10/9/2013 20:41	65.8	11/9/2013 25:46	65.0	14/9/2013 22:51	64.5	15/9/2013 15:56	66.1
8/9/2013 10:36	65.7	8/9/2013 19:41	65.0	10/9/2013 20:46	65.4	11/9/2013 25:51	65.3	14/9/2013 22:56	65.0	15/9/2013 16:01	65.7
8/9/2013 10:41	66.1	8/9/2013 19:46	65.2	10/9/2013 20:51	65.6	11/9/2013 25:56	65.5	15/9/2013 7:01	63.9	15/9/2013 16:06	65.8
8/9/2013 10:46	66.0	8/9/2013 19:51	65.1	10/9/2013 20:56	65.5	11/9/2013 26:01	65.2	15/9/2013 7:06	63.8	15/9/2013 16:11	65.8
8/9/2013 10:51	65.4	8/9/2013 19:56	65.7	10/9/2013 21:01	65.7	11/9/2013 26:06	65.3	15/9/2013 7:11	64.2	15/9/2013 16:16	66.4
8/9/2013 10:56	65.4	8/9/2013 20:01	65.3	10/9/2013 21:06	65.4	11/9/2013 26:11	65.2	15/9/2013 7:16	64.0	15/9/2013 16:21	66.1
8/9/2013 11:01	65.5	8/9/2013 20:06	65.4	10/9/2013 21:11	66.0	11/9/2013 26:16	65.0	15/9/2013 7:21	65.4	15/9/2013 16:26	65.5
8/9/2013 11:06	65.6	8/9/2013 20:11	64.9	10/9/2013 21:16	65.5	11/9/2013 26:21	65.1	15/9/2013 7:26	64.2	15/9/2013 16:31	65.5
8/9/2013 11:11	65.8	8/9/2013 20:16	64.7	10/9/2013 21:21	65.3	11/9/2013 26:26	65.1	15/9/2013 7:31	64.7	15/9/2013 16:36	65.4
8/9/2013 11:16	65.7	8/9/2013 20:21	65.0	10/9/2013 21:26	65.2	11/9/2013 26:31	65.0	15/9/2013 7:36	63.8	15/9/2013 16:41	65.8
8/9/2013 11:21	65.9	8/9/2013 20:26	65.0	10/9/2013 21:31	65.8	11/9/2013 26:36	64.9	15/9/2013 7:41	64.9	15/9/2013 16:46	65.4
8/9/2013 11:26	65.9	8/9/2013 20:31	65.0	10/9/2013 21:36	66.1	11/9/2013 26:41	65.2	15/9/2013 7:46	64.4	15/9/2013 16:51	65.2
8/9/2013 11:31	66.7	8/9/2013 20:36	65.5	10/9/2013 21:41	65.3	11/9/2013 26:46	65.2	15/9/2013 7:51	64.7	15/9/2013 16:56	65.4
8/9/2013 11:36	66.0	8/9/2013 20:41	65.3	10/9/2013 21:46	65.7	11/9/2013 26:51	64.7	15/9/2013 7:56	63.8	15/9/2013 17:01	65.3
8/9/2013 11:41	65.9	8/9/2013 20:46	65.2	10/9/2013 21:51	65.2	11/9/2013 26:56	65.2	15/9/2013 8:01	64.3	15/9/2013 17:06	65.3
8/9/2013 11:46	65.9	8/9/2013 20:51	65.0	10/9/2013 21:56	65.6	11/9/2013 27:01	64.5	15/9/2013 8:06	65.1	15/9/2013 17:11	65.2
8/9/2013 11:51	66.6	8/9/2013 20:56	65.6	10/9/2013 22:01	65.0	11/9/2013 27:06	64.4	15/9/2013 8:11	65.3	15/9/2013 17:16	65.3
8/9/2013 11:56	65.9	8/9/2013 21:01	64.8	10/9/2013 22:06	65.2	11/9/2013 27:11	64.6	15/9/2013 8:16	64.9	15/9/2013 17:21	65.6
8/9/2013 12:01	65.5	8/9/2013 21:06	65.4	10/9/2013 22:11	65.1	11/9/2013 27:16	64.1	15/9/2013 8:21	65.4	15/9/2013 17:26	65.7
8/9/2013 12:06	65.9	8/9/2013 21:11	65.0	10/9/2013 22:16	65.1	11/9/2013 27:21	64.3	15/9/2013 8:26	65.4	15/9/2013 17:31	65.5
8/9/2013 12:11	65.4	8/9/2013 21:16	65.1	10/9/2013 22:21	64.8	11/9/2013 27:26	65.2	15/9/2013 8:31	65.5	15/9/2013 17:36	65.6
8/9/2013 12:16	65.5	8/9/2013 21:21	65.1	10/9/2013 22:26	65.4	11/9/2013 27:31	64.5	15/9/2013 8:36	65.1	15/9/2013 17:41	65.9
8/9/2013 12:21	65.5	8/9/2013 21:26	64.8	10/9/2013 22:31	64.8	11/9/2013 27:36	64.1	15/9/2013 8:41	65.8	15/9/2013 17:46	65.8
8/9/2013 12:26	65.5	8/9/2013 21:31	64.9	10/9/2013 22:36	64.8	11/9/2013 27:41	63.7	15/9/2013 8:46	65.5	15/9/2013 17:51	65.7
8/9/2013 12:31	65.4	8/9/2013 21:36	65.2	10/9/2013 22:41	65.2	11/9/2013 27:46	64.8	15/9/2013 8:51	65.3	15/9/2013 17:56	65.6
8/9/2013 12:36	65.4	8/9/2013 21:41	65.3	10/9/2013 22:46	65.4	11/9/2013 27:51	64.3	15/9/2013 8:56	65.7	15/9/2013 18:01	65.9
8/9/2013 12:41	65.7	8/9/2013 21:46	65.1	10/9/2013 22:51	65.1	11/9/2013 27:56	65.3	15/9/2013 9:01	65.8	15/9/2013 18:06	65.6
8/9/2013 12:46	65.8	8/9/2013 21:51	64.8	10/9/2013 22:56	65.4	11/9/2013 28:01	65.8	15/9/2013 9:06	65.7	15/9/2013 18:11	65.2
8/9/2013 12:51	65.8	8/9/2013 21:56	64.7	11/9/2013 19:01	65.4	11/9/2013 28:06	66.1	15/9/2013 9:11	65.9	15/9/2013 18:16	65.3
8/9/2013 12:56	65.7	8/9/2013 22:01	64.6	11/9/2013 19:06	65.4	11/9/2013 28:11	66.4	15/9/2013 9:16	65.7	15/9/2013 18:21	65.6
8/9/2013 13:01	65.9	8/9/2013 22:06	64.6	11/9/2013 19:11	65.8	11/9/2013 28:16	66.3	15/9/2013 9:21	65.8	15/9/2013 18:26	65.4
8/9/2013 13:06	65.9	8/9/2013 22:11	64.9	11/9/2013 19:16	65.7	11/9/2013 28:21	66.7	15/9/2013 9:26	66.0		

Real-time Noise Data	RTN1 (Food and Environmental Hygiene Department Depot)										
15/9/2013 21:51	64.0	17/9/2013 22:56	64.9	20/9/2013 8:01	64.4	20/9/2013 17:06	65.0	21/9/2013 22:11	64.9	22/9/2013 15:16	67.0
15/9/2013 21:56	64.3	18/9/2013 19:01	65.1	20/9/2013 8:06	64.3	20/9/2013 17:11	65.0	21/9/2013 22:16	65.2	22/9/2013 15:21	67.2
15/9/2013 22:01	65.0	18/9/2013 19:06	64.7	20/9/2013 8:11	64.6	20/9/2013 17:16	65.6	21/9/2013 22:21	65.1	22/9/2013 15:26	67.1
15/9/2013 22:06	64.6	18/9/2013 19:11	64.8	20/9/2013 8:16	65.0	20/9/2013 17:21	65.6	21/9/2013 22:26	65.1	22/9/2013 15:31	67.3
15/9/2013 22:11	65.1	18/9/2013 19:16	64.7	20/9/2013 8:21	64.9	20/9/2013 17:26	64.7	21/9/2013 22:31	65.4	22/9/2013 15:36	67.2
15/9/2013 22:16	64.5	18/9/2013 19:21	64.8	20/9/2013 8:26	65.0	20/9/2013 17:31	64.9	21/9/2013 22:36	65.1	22/9/2013 15:41	67.5
15/9/2013 22:21	64.7	18/9/2013 19:26	64.6	20/9/2013 8:31	65.0	20/9/2013 17:36	65.0	21/9/2013 22:41	65.2	22/9/2013 15:46	67.2
15/9/2013 22:26	64.3	18/9/2013 19:31	64.8	20/9/2013 8:36	65.4	20/9/2013 17:41	65.2	21/9/2013 22:46	64.9	22/9/2013 15:51	67.1
15/9/2013 22:31	64.3	18/9/2013 19:36	63.7	20/9/2013 8:41	65.6	20/9/2013 17:46	64.9	21/9/2013 22:51	65.5	22/9/2013 15:56	67.4
15/9/2013 22:36	64.6	18/9/2013 19:41	63.9	20/9/2013 8:46	65.8	20/9/2013 17:51	65.3	21/9/2013 22:56	64.9	22/9/2013 16:01	67.6
15/9/2013 22:41	64.7	18/9/2013 19:46	64.1	20/9/2013 8:51	65.3	20/9/2013 17:56	64.8	22/9/2013 7:01	63.6	22/9/2013 16:06	67.3
15/9/2013 22:46	64.3	18/9/2013 19:51	64.6	20/9/2013 8:56	65.0	20/9/2013 18:01	64.6	22/9/2013 7:06	64.5	22/9/2013 16:11	67.0
15/9/2013 22:51	64.6	18/9/2013 19:56	65.6	20/9/2013 9:01	65.3	20/9/2013 18:06	65.0	22/9/2013 7:11	63.8	22/9/2013 16:16	67.7
15/9/2013 22:56	65.1	18/9/2013 20:01	65.5	20/9/2013 9:06	65.3	20/9/2013 18:11	65.0	22/9/2013 7:16	64.4	22/9/2013 16:21	67.5
16/9/2013 19:01	66.1	18/9/2013 20:06	65.6	20/9/2013 9:11	65.1	20/9/2013 18:16	65.3	22/9/2013 7:21	63.8	22/9/2013 16:26	67.6
16/9/2013 19:06	66.2	18/9/2013 20:11	66.0	20/9/2013 9:16	65.4	20/9/2013 18:21	65.3	22/9/2013 7:26	63.9	22/9/2013 16:31	67.2
16/9/2013 19:11	66.5	18/9/2013 20:16	65.6	20/9/2013 9:21	65.4	20/9/2013 18:26	64.9	22/9/2013 7:31	63.6	22/9/2013 16:36	67.8
16/9/2013 19:16	66.5	18/9/2013 20:21	65.6	20/9/2013 9:26	65.5	20/9/2013 18:31	64.9	22/9/2013 7:36	64.0	22/9/2013 16:41	67.4
16/9/2013 19:21	66.6	18/9/2013 20:26	65.5	20/9/2013 9:31	65.9	20/9/2013 18:36	65.1	22/9/2013 7:41	64.7	22/9/2013 16:46	66.8
16/9/2013 19:26	66.6	18/9/2013 20:31	65.3	20/9/2013 9:36	65.9	20/9/2013 18:41	65.4	22/9/2013 7:46	64.5	22/9/2013 16:51	67.3
16/9/2013 19:31	66.7	18/9/2013 20:36	65.2	20/9/2013 9:41	66.0	20/9/2013 18:46	64.8	22/9/2013 7:51	64.7	22/9/2013 16:56	67.1
16/9/2013 19:36	66.7	18/9/2013 20:41	65.5	20/9/2013 9:46	65.9	20/9/2013 18:51	64.9	22/9/2013 7:56	63.7	22/9/2013 17:01	66.9
16/9/2013 19:41	66.4	18/9/2013 20:46	65.3	20/9/2013 9:51	66.1	20/9/2013 18:56	64.9	22/9/2013 8:01	64.3	22/9/2013 17:06	67.2
16/9/2013 19:46	66.4	18/9/2013 20:51	65.2	20/9/2013 9:56	66.3	20/9/2013 19:01	65.4	22/9/2013 8:06	64.0	22/9/2013 17:11	67.2
16/9/2013 19:51	66.3	18/9/2013 20:56	65.2	20/9/2013 10:01	65.5	20/9/2013 19:06	65.0	22/9/2013 8:11	64.4	22/9/2013 17:16	67.0
16/9/2013 19:56	66.1	18/9/2013 21:01	65.4	20/9/2013 10:06	65.5	20/9/2013 19:11	65.0	22/9/2013 8:16	64.6	22/9/2013 17:21	66.5
16/9/2013 20:01	66.2	18/9/2013 21:06	64.7	20/9/2013 10:11	65.5	20/9/2013 19:16	65.0	22/9/2013 8:21	64.4	22/9/2013 17:26	67.2
16/9/2013 20:06	66.1	18/9/2013 21:11	65.5	20/9/2013 10:16	66.1	20/9/2013 19:21	65.0	22/9/2013 8:26	64.9	22/9/2013 17:31	67.1
16/9/2013 20:11	66.1	18/9/2013 21:16	65.5	20/9/2013 10:21	66.3	20/9/2013 19:26	65.1	22/9/2013 8:31	64.3	22/9/2013 17:36	66.8
16/9/2013 20:16	66.1	18/9/2013 21:21	65.3	20/9/2013 10:26	66.6	20/9/2013 19:31	65.0	22/9/2013 8:36	64.7	22/9/2013 17:41	66.9
16/9/2013 20:21	65.9	18/9/2013 21:26	65.3	20/9/2013 10:31	66.5	20/9/2013 19:36	64.7	22/9/2013 8:41	64.7	22/9/2013 17:46	66.7
16/9/2013 20:26	66.1	18/9/2013 21:31	64.8	20/9/2013 10:36	66.3	20/9/2013 19:41	64.6	22/9/2013 8:46	64.6	22/9/2013 17:51	66.6
16/9/2013 20:31	65.8	18/9/2013 21:36	65.8	20/9/2013 10:41	66.3	20/9/2013 19:46	64.9	22/9/2013 8:51	64.6	22/9/2013 17:56	66.8
16/9/2013 20:36	65.9	18/9/2013 21:41	65.4	20/9/2013 10:46	65.7	20/9/2013 19:51	64.6	22/9/2013 8:56	65.1	22/9/2013 18:01	65.9
16/9/2013 20:41	65.6	18/9/2013 21:46	65.2	20/9/2013 10:51	65.7	20/9/2013 19:56	64.5	22/9/2013 9:01	64.8	22/9/2013 18:06	66.7
16/9/2013 20:46	66.0	18/9/2013 21:51	64.6	20/9/2013 10:56	66.1	20/9/2013 20:01	64.2	22/9/2013 9:06	64.8	22/9/2013 18:11	66.0
16/9/2013 20:51	66.1	18/9/2013 21:56	64.9	20/9/2013 11:01	65.8	20/9/2013 20:06	64.6	22/9/2013 9:11	64.9	22/9/2013 18:16	66.6
16/9/2013 20:56	65.8	18/9/2013 22:01	64.6	20/9/2013 11:06	66.3	20/9/2013 20:11	64.6	22/9/2013 9:16	65.3	22/9/2013 18:21	66.2
16/9/2013 21:01	65.7	18/9/2013 22:06	65.5	20/9/2013 11:11	66.3	20/9/2013 20:16	64.2	22/9/2013 9:21	65.2	22/9/2013 18:26	66.4
16/9/2013 21:06	65.6	18/9/2013 22:11	65.1	20/9/2013 11:16	66.4	20/9/2013 20:21	64.5	22/9/2013 9:26	65.6	22/9/2013 18:31	66.1
16/9/2013 21:11	65.6	18/9/2013 22:16	66.2	20/9/2013 11:21	66.0	20/9/2013 20:26	64.1	22/9/2013 9:31	65.7	22/9/2013 18:36	66.0
16/9/2013 21:16	65.7	18/9/2013 22:21	65.5	20/9/2013 11:26	66.4	20/9/2013 20:31	64.5	22/9/2013 9:36	65.7	22/9/2013 18:41	66.7
16/9/2013 21:21	65.6	18/9/2013 22:26	65.1	20/9/2013 11:31	65.6	20/9/2013 20:36	64.6	22/9/2013 9:41	65.4	22/9/2013 18:46	66.5
16/9/2013 21:26	65.7	18/9/2013 22:31	65.6	20/9/2013 11:36	66.2	20/9/2013 20:41	64.5	22/9/2013 9:46	65.0	22/9/2013 18:51	65.8
16/9/2013 21:31	65.7	18/9/2013 22:36	64.5	20/9/2013 11:41	65.6	20/9/2013 20:46	64.6	22/9/2013 9:51	65.1	22/9/2013 18:56	66.1
16/9/2013 21:36	66.0	18/9/2013 22:41	65.0	20/9/2013 11:46	65.4	20/9/2013 20:51	64.5	22/9/2013 9:56	65.7	22/9/2013 19:01	66.0
16/9/2013 21:41	65.4	18/9/2013 22:46	65.2	20/9/2013 11:51	65.2	20/9/2013 20:56	65.1	22/9/2013 10:01	65.4	22/9/2013 19:06	67.1
16/9/2013 21:46	65.5	18/9/2013 22:51	65.9	20/9/2013 11:56	65.8	20/9/2013 21:01	64.5	22/9/2013 10:06	65.1	22/9/2013 19:11	67.3
16/9/2013 21:51	65.4	18/9/2013 22:56	65.0	20/9/2013 12:01	66.0	20/9/2013 21:06	65.7	22/9/2013 10:11	65.4	22/9/2013 19:16	67.3
16/9/2013 21:56	65.4	19/9/2013 19:01	64.8	20/9/2013 12:06	65.6	20/9/2013 21:11	64.7	22/9/2013 10:16	65.6	22/9/2013 19:21	67.0
16/9/2013 22:01	66.6	19/9/2013 19:06	65.4	20/9/2013 12:11	65.4	20/9/2013 21:16	64.5	22/9/2013 10:21	64.7	22/9/2013 19:26	67.1
16/9/2013 22:06	66.4	19/9/2013 19:11	65.1	20/9/2013 12:16	65.6	20/9/2013 21:21	64.5	22/9/2013 10:26	64.8	22/9/2013 19:31	67.5
16/9/2013 22:11	66.1	19/9/2013 19:16	65.1	20/9/2013 12:21	65.4	20/9/2013 21:26	64.6	22/9/2013 10:31	65.0	22/9/2013 19:36	66.5
16/9/2013 22:16	66.3	19/9/2013 19:21	65.2	20/9/2013 12:26	65.7	20/9/2013 21:31	64.4	22/9/2013 10:36	65.7	22/9/2013 19:41	66.2
16/9/2013 22:21	66.3	19/9/2013 19:26	65.2	20/9/2013 12:31	66.1	20/9/2013 21:36	64.5	22/9/2013 10:41	64.9	22/9/2013 19:46	65.4
16/9/2013 22:26	66.0	19/9/2013 19:31	65.4	20/9/2013 12:36	65.5	20/9/2013 21:41	64.7	22/9/2013 10:46	65.4	22/9/2013 19:51	65.9
16/9/2013 22:31	66.0	19/9/2013 19:36	65.2	20/9/2013 12:41	66.1	20/9/2013 21:46	64.5	22/9/2013 10:51	66.2	22/9/2013 19:56	66.0
16/9/2013 22:36	65.8	19/9/2013 19:41	65.2	20/9/2013 12:46	66.9	20/9/2013 21:51	65.2	22/9/2013 10:56	65.9	22/9/2013 20:01	66.2
16/9/2013 22:41	66.0	19/9/2013 19:46	65.4	20/9/2013 12:51	66.6	20/9/2013 21:56	64.8	22/9/2013 11:01	65.9	22/9/2013 20:06	66.1
16/9/2013 22:46	67.8	19/9/2013 19:51	64.9	20/9/2013 12:56	66.4	20/9/2013 22:01	64.7	22/9/2013 11:06	66.0	22/9/2013 20:11	65.8
16/9/2013 22:51	66.7	19/9/2013 19:56	65.2	20/9/2013 13:01	65.9	20/9/2013 22:06	64.9	22/9/2013 11:11	66.1	22/9/2013 20:16	66.0
16/9/2013 22:56	66.1	19/9/2013 20:01	64.7	20/9/2013 13:06	66.4	20/9/2013 22:11	64.9	22/9/2013 11:16	65.5	22/9/2013 20:21	66.6
17/9/2013 19:01	66.4	19/9/2013 20:06	65.1	20/9/2013 13:11	65.8	20/9/2013 22:16	64.7	22/9/2013 11:21	66.8	22/9/2013 20:26	66.4
17/9/2013 19:06	66.6	19/9/2013 20:11	65.1	20/9/2013 13:16	65.6	20/9/2013 22:21	65.1	22/9/2013 11:26	65.7	22/9/2013 20:31	67.7
17/9/2013 19:11	66.4	19/9/2013 20:16	65.0	20/9/2013 13:21	65.7	20/9/2013 22:26	64.8	22/9/2013 11:31	66.2	22/9/2013 20:36	67.5
17/9/2013 19:16	66.3	19/9/2013 20:21	65.3	20/9/2013 13:26	65.8	20/9/2013 22:31	65.3	22/9/2013 11:36	66.3	22/9/2013 20:41	66.9
17/9/2013 19:21	66.4	19/9/2013 20:26	64.9	20/9/2013 13:31	65.2	20/9/2013 22:36	64.9	22/9/2013 11:41	66.0	22/9/2013 20:46	68.3
17/9/2013 19:26	66.2	19/9/2013 20:31	64.7	20/9/2013 13:36	65.8	20/9/2013 22:41	65.6	22/9/2013 11:46	66.2	22/9/2013 20:51	67.2
17/9/2013 19:31	66.2	19/9/2013 20:36	64.8	20/9/2013 13:41	65.4	20/9/2013 22:46	64.8	22/9/2013 11:51	66.2	22/9/2013 20:56	68.0
17/9/20											

Real-time Noise Data	RTN1 (Food and Environmental Hygiene Department Depot)										
23/9/2013 20:21	67.1	25/9/2013 21:26	65.5	27/9/2013 22:31	65.0	29/8/2013 0:21	59.9	30/8/2013 1:26	54.8	31/8/2013 2:31	57.2
23/9/2013 20:26	66.7	25/9/2013 21:31	66.0	27/9/2013 22:36	65.5	29/8/2013 0:26	59.5	30/8/2013 1:31	53.7	31/8/2013 2:36	57.7
23/9/2013 20:31	67.1	25/9/2013 21:36	65.8	27/9/2013 22:41	65.3	29/8/2013 0:31	60.1	30/8/2013 1:36	55.1	31/8/2013 2:41	59.5
23/9/2013 20:36	66.7	25/9/2013 21:41	65.7	27/9/2013 22:46	65.1	29/8/2013 0:36	58.2	30/8/2013 1:41	55.8	31/8/2013 2:46	57.8
23/9/2013 20:41	66.7	25/9/2013 21:46	65.8	27/9/2013 22:51	64.9	29/8/2013 0:41	59.3	30/8/2013 1:46	61.0	31/8/2013 2:51	56.4
23/9/2013 20:46	66.5	25/9/2013 21:51	65.6			29/8/2013 0:46	59.1	30/8/2013 1:51	63.9	31/8/2013 2:56	57.7
23/9/2013 20:51	66.6	25/9/2013 21:56	65.8			29/8/2013 0:51	56.8	30/8/2013 1:56	62.6	31/8/2013 3:01	61.4
23/9/2013 20:56	66.7	25/9/2013 22:01	65.7			29/8/2013 0:56	56.6	30/8/2013 2:01	62.6	31/8/2013 3:06	55.0
23/9/2013 21:01	66.5	25/9/2013 22:06	65.4			29/8/2013 1:01	58.9	30/8/2013 2:06	63.2	31/8/2013 3:11	54.3
23/9/2013 21:06	66.4	25/9/2013 22:11	65.6			29/8/2013 1:06	56.6	30/8/2013 2:11	61.6	31/8/2013 3:16	52.9
23/9/2013 21:11	66.8	25/9/2013 22:16	65.4			29/8/2013 1:11	54.7	30/8/2013 2:16	59.5	31/8/2013 3:21	48.4
23/9/2013 21:16	67.4	25/9/2013 22:21	65.8			29/8/2013 1:16	57.3	30/8/2013 2:21	58.5	31/8/2013 3:26	61.8
23/9/2013 21:21	66.4	25/9/2013 22:26	65.2			29/8/2013 1:21	52.5	30/8/2013 2:26	54.4	31/8/2013 3:31	48.8
23/9/2013 21:26	66.7	25/9/2013 22:31	64.8			29/8/2013 1:26	56.7	30/8/2013 2:31	56.7	31/8/2013 3:36	52.3
23/9/2013 21:31	66.5	25/9/2013 22:36	65.3			29/8/2013 1:31	52.6	30/8/2013 2:36	57.2	31/8/2013 3:41	51.9
23/9/2013 21:36	66.4	25/9/2013 22:41	65.2			29/8/2013 1:36	53.4	30/8/2013 2:41	56.6	31/8/2013 3:46	49.6
23/9/2013 21:41	66.4	25/9/2013 22:46	65.2			29/8/2013 1:41	50.9	30/8/2013 2:46	54.3	31/8/2013 3:51	49.6
23/9/2013 21:46	66.2	25/9/2013 22:51	65.3			29/8/2013 1:46	35.5	30/8/2013 2:51	53.7	31/8/2013 3:56	61.9
23/9/2013 21:51	66.4	25/9/2013 22:56	65.3			29/8/2013 1:51	54.4	30/8/2013 2:56	51.7	31/8/2013 4:01	54.8
23/9/2013 21:56	66.6	26/9/2013 19:01	67.6			29/8/2013 1:56	50.1	30/8/2013 3:01	61.9	31/8/2013 4:06	51.9
23/9/2013 22:01	66.4	26/9/2013 19:06	66.0			29/8/2013 2:01	52.3	30/8/2013 3:06	50.7	31/8/2013 4:11	57.2
23/9/2013 22:06	66.5	26/9/2013 19:11	66.3			29/8/2013 2:06	52.1	30/8/2013 3:11	46.0	31/8/2013 4:16	60.2
23/9/2013 22:11	66.6	26/9/2013 19:16	66.3			29/8/2013 2:11	52.4	30/8/2013 3:16	49.8	31/8/2013 4:21	56.9
23/9/2013 22:16	66.5	26/9/2013 19:21	67.2			29/8/2013 2:16	46.0	30/8/2013 3:21	46.0	31/8/2013 4:26	58.4
23/9/2013 22:21	66.7	26/9/2013 19:26	67.1			29/8/2013 2:21	50.0	30/8/2013 3:26	44.0	31/8/2013 4:31	58.2
23/9/2013 22:26	66.2	26/9/2013 19:31	66.1			29/8/2013 1:21	54.7	30/8/2013 3:31	61.7	31/8/2013 4:36	58.0
23/9/2013 22:31	66.9	26/9/2013 19:36	66.2			29/8/2013 1:26	54.9	30/8/2013 3:36	61.7	31/8/2013 4:41	57.7
23/9/2013 22:36	66.4	26/9/2013 19:41	65.7			29/8/2013 1:31	54.6	30/8/2013 3:41	61.7	31/8/2013 4:46	57.9
23/9/2013 22:41	66.3	26/9/2013 19:46	65.7			29/8/2013 1:36	55.2	30/8/2013 3:46	51.9	31/8/2013 4:51	57.7
23/9/2013 22:46	66.1	26/9/2013 19:51	65.4			29/8/2013 1:41	53.5	30/8/2013 3:51	44.6	31/8/2013 4:56	60.0
23/9/2013 22:51	66.3	26/9/2013 19:56	65.4			29/8/2013 1:46	47.9	30/8/2013 3:56	61.8	31/8/2013 5:01	60.1
23/9/2013 22:56	65.9	26/9/2013 20:01	65.2			29/8/2013 1:51	50.7	30/8/2013 4:01	47.9	31/8/2013 5:06	61.9
24/9/2013 19:01	66.1	26/9/2013 20:06	65.2			29/8/2013 1:56	49.1	30/8/2013 4:06	61.6	31/8/2013 5:11	59.9
24/9/2013 19:06	66.2	26/9/2013 20:11	65.5			29/8/2013 2:01	50.3	30/8/2013 4:11	61.8	31/8/2013 5:16	68.1
24/9/2013 19:11	66.0	26/9/2013 20:16	66.2			29/8/2013 2:06	61.8	30/8/2013 4:16	61.8	31/8/2013 5:21	63.0
24/9/2013 19:16	66.1	26/9/2013 20:21	65.9			29/8/2013 2:11	61.9	30/8/2013 4:21	61.3	31/8/2013 5:26	60.9
24/9/2013 19:21	66.2	26/9/2013 20:26	65.9			29/8/2013 2:16	52.5	30/8/2013 4:26	61.0	31/8/2013 5:31	61.1
24/9/2013 19:26	65.9	26/9/2013 20:31	65.9			29/8/2013 2:21	52.7	30/8/2013 4:31	61.5	31/8/2013 5:36	62.4
24/9/2013 19:31	65.8	26/9/2013 20:36	65.7			29/8/2013 2:26	61.5	30/8/2013 4:36	61.4	31/8/2013 5:41	61.8
24/9/2013 19:36	66.2	26/9/2013 20:41	66.3			29/8/2013 2:31	61.8	30/8/2013 4:41	61.2	31/8/2013 5:46	62.8
24/9/2013 19:41	66.1	26/9/2013 20:46	66.3			29/8/2013 2:36	61.9	30/8/2013 4:46	61.6	31/8/2013 5:51	61.5
24/9/2013 19:46	66.7	26/9/2013 20:51	66.5			29/8/2013 2:41	61.8	30/8/2013 4:51	61.2	31/8/2013 5:56	60.5
24/9/2013 19:51	66.5	26/9/2013 20:56	66.4			29/8/2013 2:46	54.9	30/8/2013 4:56	44.6	31/8/2013 6:01	60.3
24/9/2013 19:56	66.0	26/9/2013 21:01	66.4			29/8/2013 2:51	47.6	30/8/2013 5:01	48.6	31/8/2013 6:06	60.0
24/9/2013 20:01	66.0	26/9/2013 21:06	65.8			29/8/2013 2:56	61.5	30/8/2013 5:06	61.6	31/8/2013 6:11	62.3
24/9/2013 20:06	66.1	26/9/2013 21:11	65.7			29/8/2013 3:01	61.4	30/8/2013 5:11	51.5	31/8/2013 6:16	62.3
24/9/2013 20:11	66.0	26/9/2013 21:16	66.1			29/8/2013 3:06	61.5	30/8/2013 5:16	61.9	31/8/2013 6:21	61.1
24/9/2013 20:16	66.0	26/9/2013 21:21	66.4			29/8/2013 3:11	61.5	30/8/2013 5:21	61.9	31/8/2013 6:26	63.0
24/9/2013 20:21	66.5	26/9/2013 21:26	66.5			29/8/2013 3:16	61.3	30/8/2013 5:26	61.7	31/8/2013 6:31	61.8
24/9/2013 20:26	66.6	26/9/2013 21:31	66.2			29/8/2013 3:21	61.5	30/8/2013 5:31	61.7	31/8/2013 6:36	62.0
24/9/2013 20:31	66.5	26/9/2013 21:36	66.1			29/8/2013 3:26	61.0	30/8/2013 5:36	44.0	31/8/2013 6:41	63.0
24/9/2013 20:36	66.6	26/9/2013 21:41	66.1			29/8/2013 3:31	61.3	30/8/2013 5:41	52.6	31/8/2013 6:46	62.7
24/9/2013 20:41	66.2	26/9/2013 21:46	66.1			29/8/2013 3:36	61.6	30/8/2013 5:46	52.3	31/8/2013 6:51	62.9
24/9/2013 20:46	66.2	26/9/2013 21:51	66.4			29/8/2013 3:41	61.5	30/8/2013 5:51	55.2	31/8/2013 6:56	63.8
24/9/2013 20:51	66.1	26/9/2013 21:56	66.0			29/8/2013 3:46	61.3	30/8/2013 5:56	55.4	31/8/2013 23:01	62.8
24/9/2013 20:56	65.9	26/9/2013 22:01	65.9			29/8/2013 3:51	61.5	30/8/2013 6:01	53.8	31/8/2013 23:06	62.7
24/9/2013 21:01	66.6	26/9/2013 22:06	65.8			29/8/2013 3:56	61.1	30/8/2013 6:06	54.7	31/8/2013 23:11	63.0
24/9/2013 21:06	66.8	26/9/2013 22:11	65.8			29/8/2013 4:01	61.0	30/8/2013 6:11	58.4	31/8/2013 23:16	63.2
24/9/2013 21:11	66.3	26/9/2013 22:16	66.0			29/8/2013 4:06	61.2	30/8/2013 6:16	58.1	31/8/2013 23:21	62.5
24/9/2013 21:16	66.4	26/9/2013 22:21	65.4			29/8/2013 4:11	61.3	30/8/2013 6:21	58.6	31/8/2013 23:26	63.2
24/9/2013 21:21	65.9	26/9/2013 22:26	65.9			29/8/2013 4:16	61.3	30/8/2013 6:26	59.7	31/8/2013 23:31	62.6
24/9/2013 21:26	66.3	26/9/2013 22:31	65.5			29/8/2013 4:21	61.1	30/8/2013 6:31	60.0	31/8/2013 23:36	63.2
24/9/2013 21:31	66.3	26/9/2013 22:36	65.9			29/8/2013 4:26	61.5	30/8/2013 6:36	62.0	31/8/2013 23:41	62.9
24/9/2013 21:36	66.4	26/9/2013 22:41	65.5			29/8/2013 4:31	61.3	30/8/2013 6:41	61.7	31/8/2013 23:46	63.2
24/9/2013 21:41	66.0	26/9/2013 22:46	65.6			29/8/2013 4:36	61.3	30/8/2013 6:46	62.2	31/8/2013 23:51	62.8
24/9/2013 21:46	65.9	26/9/2013 22:51	65.8			29/8/2013 4:41	61.3	30/8/2013 6:51	63.7	31/8/2013 23:56	62.9
24/9/2013 21:51	66.1	26/9/2013 22:56	65.9			29/8/2013 4:46	45.1	30/8/2013 6:56	62.8	1/9/2013 0:01	62.4
24/9/2013 21:56	65.6	27/9/2013 19:01	64.8			29/8/2013 4:51	61.5	30/8/2013 23:01	63.1	1/9/2013 0:06	62.6
24/9/2013 22:01	66.1	27/9/2013 19:06	64.8			29/8/2013 4:56	61.8	30/8/2013 23:06	62.6	1/9/2013 0:11	62.4
24/9/2013 22:06	66.6	27/9/2013 19:11	66.0			29/8/2013 5:01	61.7	30/8/2013 23:11	63.7	1/9/2013 0:16	62.7
24/9/2013 22:11	65.7	27/9/2013 19:16	66.0			29/8/2013 5:06	61.8	30/8/2013 23:16	63.7	1/9/2013 0:21	62.5
24/9/2013 22:16	66.2	27/9/2013 19:21	66.4			29/8/2013 5:11	53.6	30/8/2013 23:21	63.2	1/9/2013 0:26	61.8
24/9/2013 22:21	65.9	27/9/2013 19:26	66.1			29/8/2013 5:16	44.6	30/8/2013 23:26	61.9	1/9/2013 0:31	61.6
24/9/2013 22:26	65.4	27/9/2013 19:31	65.7			29/8/2013 5:21	61.4	30/8/2013 23:31	62.9	1/9/2013 0:36	61.1
24/9/2013 22:31	65.6	27/9/2013 19:36	65.5			29/8/2013 5:26	61.9	30/8/2013 23:36	62.8	1/9/2013 0:41	59.4
24/9/2013 22:36	65.6	27/9/2013 19:41	65.3			29/8/2013 5:31	49.4	30/8/2013 23:41	62.6	1/9/2013 0:46	61.4
24/9/2013 22:41	65.3	27/9/2013 19:46	66.3			29/8/2013 5:36	61.8	30/8/2013 23:46	62.7	1/9/2013 0:51	60.9
24/9/2013 22:46	65.8	27/9/2013 19:51	66.2			29/8/2013 5:41	38.5	30/8/2013 23:51	63.1	1/9/2013 0:56	60.6
24/9/2013 22:51	65.7	27/9/2013 19:56	67.5			29/8/2013 5:46	51.6				

Real-time Noise Data		RTN1 (Food and Environmental Hygiene Department Depot)									
1/9/2013 3:36	57.2	2/9/2013 4:41	61.9	3/9/2013 5:46	56.5	4/9/2013 6:51	63.1	5/9/2013 23:56	59.3	7/9/2013 1:01	56.8
1/9/2013 3:41	57.2	2/9/2013 4:46	60.9	3/9/2013 5:51	51.9	4/9/2013 6:56	62.6	6/9/2013 0:01	59.2	7/9/2013 1:06	55.8
1/9/2013 3:46	55.1	2/9/2013 4:51	61.6	3/9/2013 5:56	58.0	4/9/2013 23:01	66.8	6/9/2013 0:06	58.5	7/9/2013 1:11	57.2
1/9/2013 3:51	55.2	2/9/2013 4:56	61.4	3/9/2013 6:01	56.2	4/9/2013 23:06	67.9	6/9/2013 0:11	57.8	7/9/2013 1:16	57.9
1/9/2013 3:56	54.4	2/9/2013 5:01	61.6	3/9/2013 6:06	58.3	4/9/2013 23:11	68.8	6/9/2013 0:16	57.7	7/9/2013 1:21	54.7
1/9/2013 4:01	54.8	2/9/2013 5:06	61.7	3/9/2013 6:11	57.7	4/9/2013 23:16	69.4	6/9/2013 0:21	57.3	7/9/2013 1:26	53.4
1/9/2013 4:06	54.6	2/9/2013 5:11	61.6	3/9/2013 6:16	59.6	4/9/2013 23:21	69.4	6/9/2013 0:26	56.2	7/9/2013 1:31	60.2
1/9/2013 4:11	54.3	2/9/2013 5:16	52.6	3/9/2013 6:21	60.1	4/9/2013 23:26	68.7	6/9/2013 0:31	55.7	7/9/2013 1:36	56.1
1/9/2013 4:16	54.7	2/9/2013 5:21	61.8	3/9/2013 6:26	61.2	4/9/2013 23:31	67.1	6/9/2013 0:36	55.4	7/9/2013 1:41	56.4
1/9/2013 4:21	55.8	2/9/2013 5:26	51.4	3/9/2013 6:31	61.7	4/9/2013 23:36	65.0	6/9/2013 0:41	57.2	7/9/2013 1:46	53.9
1/9/2013 4:26	57.3	2/9/2013 5:31	51.7	3/9/2013 6:36	62.3	4/9/2013 23:41	63.5	6/9/2013 0:46	53.6	7/9/2013 1:51	53.2
1/9/2013 4:31	55.1	2/9/2013 5:36	53.4	3/9/2013 6:41	62.4	4/9/2013 23:46	64.3	6/9/2013 0:51	56.3	7/9/2013 1:56	52.3
1/9/2013 4:36	53.3	2/9/2013 5:41	55.8	3/9/2013 6:46	63.2	4/9/2013 23:51	65.5	6/9/2013 0:56	54.6	7/9/2013 2:01	54.8
1/9/2013 4:41	53.1	2/9/2013 5:46	53.7	3/9/2013 6:51	63.6	4/9/2013 23:56	67.9	6/9/2013 1:01	61.8	7/9/2013 2:06	53.8
1/9/2013 4:46	54.5	2/9/2013 5:51	56.1	3/9/2013 6:56	62.5	5/9/2013 0:01	67.8	6/9/2013 1:06	44.6	7/9/2013 2:11	53.4
1/9/2013 4:51	53.4	2/9/2013 5:56	55.7	3/9/2013 23:01	62.8	5/9/2013 0:06	66.2	6/9/2013 1:11	54.3	7/9/2013 2:16	53.5
1/9/2013 4:56	55.3	2/9/2013 6:01	56.7	3/9/2013 23:06	63.0	5/9/2013 0:11	64.8	6/9/2013 1:16	61.6	7/9/2013 2:21	44.0
1/9/2013 5:01	56.1	2/9/2013 6:06	57.8	3/9/2013 23:11	62.5	5/9/2013 0:16	64.0	6/9/2013 1:21	40.3	7/9/2013 2:26	52.4
1/9/2013 5:06	54.5	2/9/2013 6:11	58.0	3/9/2013 23:16	62.6	5/9/2013 0:21	64.3	6/9/2013 1:26	61.7	7/9/2013 2:31	61.8
1/9/2013 5:11	56.2	2/9/2013 6:16	59.8	3/9/2013 23:21	61.5	5/9/2013 0:26	63.9	6/9/2013 1:31	60.5	7/9/2013 2:36	54.3
1/9/2013 5:16	56.7	2/9/2013 6:21	60.1	3/9/2013 23:26	62.2	5/9/2013 0:31	65.0	6/9/2013 1:36	61.8	7/9/2013 2:41	44.6
1/9/2013 5:21	55.8	2/9/2013 6:26	60.9	3/9/2013 23:31	61.8	5/9/2013 0:36	66.3	6/9/2013 1:41	61.1	7/9/2013 2:46	61.8
1/9/2013 5:26	55.9	2/9/2013 6:31	62.1	3/9/2013 23:36	62.1	5/9/2013 0:41	66.4	6/9/2013 1:46	61.1	7/9/2013 2:51	61.6
1/9/2013 5:31	52.4	2/9/2013 6:36	61.1	3/9/2013 23:41	61.7	5/9/2013 0:46	67.9	6/9/2013 1:51	60.8	7/9/2013 2:56	61.7
1/9/2013 5:36	53.8	2/9/2013 6:41	62.5	3/9/2013 23:46	61.1	5/9/2013 0:51	67.3	6/9/2013 1:56	61.0	7/9/2013 3:01	61.7
1/9/2013 5:41	56.5	2/9/2013 6:46	62.3	3/9/2013 23:51	61.2	5/9/2013 0:56	65.2	6/9/2013 2:01	60.4	7/9/2013 3:06	61.6
1/9/2013 5:46	57.2	2/9/2013 6:51	63.3	3/9/2013 23:56	60.9	5/9/2013 1:01	66.5	6/9/2013 2:06	60.2	7/9/2013 3:11	61.5
1/9/2013 5:51	58.0	2/9/2013 6:56	63.3	4/9/2013 0:01	62.2	5/9/2013 1:06	69.6	6/9/2013 2:11	60.3	7/9/2013 3:16	61.7
1/9/2013 5:56	56.0	2/9/2013 23:01	63.4	4/9/2013 0:06	60.1	5/9/2013 1:11	68.9	6/9/2013 2:16	60.7	7/9/2013 3:21	61.7
1/9/2013 6:01	56.6	2/9/2013 23:06	63.2	4/9/2013 0:11	60.8	5/9/2013 1:16	66.0	6/9/2013 2:21	60.3	7/9/2013 3:26	61.7
1/9/2013 6:06	58.2	2/9/2013 23:11	62.7	4/9/2013 0:16	61.5	5/9/2013 1:21	67.9	6/9/2013 2:26	60.3	7/9/2013 3:31	61.8
1/9/2013 6:11	57.7	2/9/2013 23:16	62.7	4/9/2013 0:21	60.6	5/9/2013 1:26	67.8	6/9/2013 2:31	60.2	7/9/2013 3:36	61.4
1/9/2013 6:16	59.2	2/9/2013 23:21	62.6	4/9/2013 0:26	60.3	5/9/2013 1:31	66.6	6/9/2013 2:36	60.4	7/9/2013 3:41	60.9
1/9/2013 6:21	58.0	2/9/2013 23:26	61.4	4/9/2013 0:31	60.1	5/9/2013 1:36	66.8	6/9/2013 2:41	59.8	7/9/2013 3:46	60.9
1/9/2013 6:26	58.9	2/9/2013 23:31	61.7	4/9/2013 0:36	59.6	5/9/2013 1:41	68.5	6/9/2013 2:46	59.3	7/9/2013 3:51	61.1
1/9/2013 6:31	58.7	2/9/2013 23:36	61.8	4/9/2013 0:41	58.6	5/9/2013 1:46	65.3	6/9/2013 2:51	59.6	7/9/2013 3:56	60.7
1/9/2013 6:36	58.9	2/9/2013 23:41	61.1	4/9/2013 0:46	59.3	5/9/2013 1:51	68.6	6/9/2013 2:56	59.7	7/9/2013 4:01	60.6
1/9/2013 6:41	60.4	2/9/2013 23:46	61.0	4/9/2013 0:51	56.6	5/9/2013 1:56	66.0	6/9/2013 3:01	60.1	7/9/2013 4:06	60.4
1/9/2013 6:46	61.2	2/9/2013 23:51	59.6	4/9/2013 0:56	58.2	5/9/2013 2:01	59.6	6/9/2013 3:06	59.4	7/9/2013 4:11	60.8
1/9/2013 6:51	60.4	2/9/2013 23:56	61.2	4/9/2013 1:01	57.5	5/9/2013 2:06	63.7	6/9/2013 3:11	59.3	7/9/2013 4:16	60.7
1/9/2013 6:56	60.6	3/9/2013 0:01	60.7	4/9/2013 1:06	57.6	5/9/2013 2:11	63.4	6/9/2013 3:16	59.9	7/9/2013 4:21	60.4
1/9/2013 23:01	61.6	3/9/2013 0:06	59.8	4/9/2013 1:11	58.6	5/9/2013 2:16	62.7	6/9/2013 3:21	59.6	7/9/2013 4:26	60.6
1/9/2013 23:06	61.4	3/9/2013 0:11	59.4	4/9/2013 1:16	55.4	5/9/2013 2:21	60.9	6/9/2013 3:26	59.0	7/9/2013 4:31	60.0
1/9/2013 23:11	60.6	3/9/2013 0:16	60.3	4/9/2013 1:21	55.6	5/9/2013 2:26	64.5	6/9/2013 3:31	59.8	7/9/2013 4:36	60.3
1/9/2013 23:16	61.3	3/9/2013 0:21	59.8	4/9/2013 1:26	52.1	5/9/2013 2:31	64.8	6/9/2013 3:36	60.0	7/9/2013 4:41	59.7
1/9/2013 23:21	59.6	3/9/2013 0:26	59.9	4/9/2013 1:31	55.3	5/9/2013 2:36	63.6	6/9/2013 3:41	58.7	7/9/2013 4:46	60.0
1/9/2013 23:26	60.9	3/9/2013 0:31	59.9	4/9/2013 1:36	52.8	5/9/2013 2:41	60.2	6/9/2013 3:46	58.7	7/9/2013 4:51	60.1
1/9/2013 23:31	60.2	3/9/2013 0:36	58.9	4/9/2013 1:41	54.1	5/9/2013 2:46	60.1	6/9/2013 3:51	59.2	7/9/2013 4:56	60.3
1/9/2013 23:36	61.2	3/9/2013 0:41	58.3	4/9/2013 1:46	56.6	5/9/2013 2:51	61.6	6/9/2013 3:56	59.0	7/9/2013 5:01	60.5
1/9/2013 23:41	62.0	3/9/2013 0:46	59.9	4/9/2013 1:51	56.5	5/9/2013 2:56	66.9	6/9/2013 4:01	58.8	7/9/2013 5:06	61.3
1/9/2013 23:46	61.1	3/9/2013 0:51	58.7	4/9/2013 1:56	55.4	5/9/2013 3:01	68.5	6/9/2013 4:06	59.4	7/9/2013 5:11	60.2
1/9/2013 23:51	64.4	3/9/2013 0:56	59.4	4/9/2013 2:01	46.0	5/9/2013 3:06	66.7	6/9/2013 4:11	59.7	7/9/2013 5:16	61.5
1/9/2013 23:56	60.4	3/9/2013 1:01	56.7	4/9/2013 2:06	49.6	5/9/2013 3:11	63.2	6/9/2013 4:16	60.0	7/9/2013 5:21	60.1
2/9/2013 0:01	60.3	3/9/2013 1:06	58.7	4/9/2013 2:11	54.5	5/9/2013 3:16	61.2	6/9/2013 4:21	59.9	7/9/2013 5:26	60.9
2/9/2013 0:06	60.1	3/9/2013 1:11	56.3	4/9/2013 2:16	49.6	5/9/2013 3:21	60.8	6/9/2013 4:26	59.5	7/9/2013 5:31	60.0
2/9/2013 0:11	59.2	3/9/2013 1:16	57.7	4/9/2013 2:21	54.4	5/9/2013 3:26	59.1	6/9/2013 4:31	58.8	7/9/2013 5:36	60.9
2/9/2013 0:16	59.4	3/9/2013 1:21	57.0	4/9/2013 2:26	50.4	5/9/2013 3:31	60.2	6/9/2013 4:36	60.0	7/9/2013 5:41	60.3
2/9/2013 0:21	58.5	3/9/2013 1:26	55.8	4/9/2013 2:31	54.4	5/9/2013 3:36	58.8	6/9/2013 4:41	59.6	7/9/2013 5:46	61.6
2/9/2013 0:26	58.0	3/9/2013 1:31	54.6	4/9/2013 2:36	52.8	5/9/2013 3:41	61.3	6/9/2013 4:46	60.0	7/9/2013 5:51	61.1
2/9/2013 0:31	58.3	3/9/2013 1:36	54.0	4/9/2013 2:41	48.8	5/9/2013 3:46	61.5	6/9/2013 4:51	60.2	7/9/2013 5:56	61.4
2/9/2013 0:36	57.4	3/9/2013 1:41	54.4	4/9/2013 2:46	61.7	5/9/2013 3:51	59.7	6/9/2013 4:56	59.4	7/9/2013 6:01	43.3
2/9/2013 0:41	55.4	3/9/2013 1:46	48.2	4/9/2013 2:51	50.6	5/9/2013 3:56	60.2	6/9/2013 5:01	60.1	7/9/2013 6:06	49.1
2/9/2013 0:46	57.8	3/9/2013 1:51	54.6	4/9/2013 2:56	61.8	5/9/2013 4:01	59.6	6/9/2013 5:06	60.5	7/9/2013 6:11	52.8
2/9/2013 0:51	55.8	3/9/2013 1:56	57.2	4/9/2013 3:01	47.6	5/9/2013 4:06	58.9	6/9/2013 5:11	60.0	7/9/2013 6:16	51.0
2/9/2013 0:56	55.2	3/9/2013 2:01	51.6	4/9/2013 3:06	61.8	5/9/2013 4:11	46.7	6/9/2013 5:16	60.4	7/9/2013 6:21	54.2
2/9/2013 1:01	55.0	3/9/2013 2:06	49.4	4/9/2013 3:11	47.4	5/9/2013 4:16	64.3	6/9/2013 5:21	60.1	7/9/2013 6:26	56.2
2/9/2013 1:06	56.9	3/9/2013 2:11	51.3	4/9/2013 3:16	61.7	5/9/2013 4:21	65.4	6/9/2013 5:26	61.0	7/9/2013 6:31	55.6
2/9/2013 1:11	52.6	3/9/2013 2:16	47.6	4/9/2013 3:21	61.6	5/9/2013 4:26	66.9	6/9/2013 5:31	60.2	7/9/2013 6:36	58.2
2/9/2013 1:16	54.9	3/9/2013 2:21	50.9	4/9/2013 3:26	61.5	5/9/2013 4:31	66.8	6/9/2013 5:36	60.3	7/9/2013 6:41	59.9
2/9/2013 1:21	53.4	3/9/2013 2:26	51.6	4/9/2013 3:31	61.8	5/9/2013 4:36	61.1	6/9/2013 5:41	60.3	7/9/2013 6:46	58.0
2/9/2013 1:26	55.1	3/9/2013 2:31	49.1	4/9/2013 3:36	61.8	5/9/2013 4:41	61.8	6/9/2013 5:46	61.3	7/9/2013 6:51	61.4
2/9/2013 1:31	57.8	3/9/2013 2:36	61.8	4/9/2013 3:41	61.3	5/9/2013 4:46	60.6	6/9/2013 5:51	61.4	7/9/2013 6:56	60.0
2/9/2013 1:36	53.8	3/9/2013 2:41	43.3	4/9/2013 3:46	52.3	5/9/2013 4:51	61.4	6/9/2013 5:56	48.8	7/9/2013 23:01	62.5
2/9/2013 1:41	48.4	3/9/2013 2:46	61.8								

Real-time Noise Data		RTN1 (Food and Environmental Hygiene Department Depot)									
8/9/2013 2:06	59.4	9/9/2013 3:11	61.4	10/9/2013 4:16	61.4	11/9/2013 5:21	47.1	12/9/2013 6:26	59.3	13/9/2013 23:31	62.7
8/9/2013 2:11	56.9	9/9/2013 3:16	61.1	10/9/2013 4:21	61.6	11/9/2013 5:26	61.8	12/9/2013 6:31	60.7	13/9/2013 23:36	62.6
8/9/2013 2:16	58.9	9/9/2013 3:21	61.5	10/9/2013 4:26	61.6	11/9/2013 5:31	49.3	12/9/2013 6:36	61.5	13/9/2013 23:41	62.0
8/9/2013 2:21	57.7	9/9/2013 3:26	60.9	10/9/2013 4:31	61.0	11/9/2013 5:36	51.1	12/9/2013 6:41	62.0	13/9/2013 23:46	62.3
8/9/2013 2:26	58.2	9/9/2013 3:31	61.5	10/9/2013 4:36	61.8	11/9/2013 5:41	48.8	12/9/2013 6:46	61.3	13/9/2013 23:51	62.1
8/9/2013 2:31	59.6	9/9/2013 3:36	38.5	10/9/2013 4:41	61.4	11/9/2013 5:46	53.0	12/9/2013 6:51	62.4	13/9/2013 23:56	61.8
8/9/2013 2:36	57.1	9/9/2013 3:41	61.4	10/9/2013 4:46	61.5	11/9/2013 5:51	54.7	12/9/2013 6:56	62.3	14/9/2013 0:01	62.1
8/9/2013 2:41	57.8	9/9/2013 3:46	61.3	10/9/2013 4:51	61.4	11/9/2013 5:56	56.4	12/9/2013 23:01	63.2	14/9/2013 0:06	62.4
8/9/2013 2:46	58.3	9/9/2013 3:51	61.5	10/9/2013 4:56	61.8	11/9/2013 6:01	55.2	12/9/2013 23:06	61.7	14/9/2013 0:11	61.4
8/9/2013 2:51	58.1	9/9/2013 3:56	61.3	10/9/2013 5:01	61.5	11/9/2013 6:06	57.0	12/9/2013 23:11	61.5	14/9/2013 0:16	62.6
8/9/2013 2:56	57.7	9/9/2013 4:01	61.1	10/9/2013 5:06	61.8	11/9/2013 6:11	57.7	12/9/2013 23:16	61.7	14/9/2013 0:21	62.5
8/9/2013 3:01	55.9	9/9/2013 4:06	61.7	10/9/2013 5:11	61.8	11/9/2013 6:16	58.2	12/9/2013 23:21	62.0	14/9/2013 0:26	61.3
8/9/2013 3:06	52.6	9/9/2013 4:11	61.3	10/9/2013 5:16	56.4	11/9/2013 6:21	59.4	12/9/2013 23:26	61.7	14/9/2013 0:31	62.2
8/9/2013 3:11	56.3	9/9/2013 4:16	61.3	10/9/2013 5:21	40.3	11/9/2013 6:26	60.9	12/9/2013 23:31	61.8	14/9/2013 0:36	61.0
8/9/2013 3:16	54.5	9/9/2013 4:21	61.5	10/9/2013 5:26	61.8	11/9/2013 6:31	60.9	12/9/2013 23:36	60.9	14/9/2013 0:41	61.8
8/9/2013 3:21	54.7	9/9/2013 4:26	61.1	10/9/2013 5:31	61.7	11/9/2013 6:36	61.2	12/9/2013 23:41	61.0	14/9/2013 0:46	62.2
8/9/2013 3:26	53.4	9/9/2013 4:31	61.6	10/9/2013 5:36	48.8	11/9/2013 6:41	61.5	12/9/2013 23:46	61.3	14/9/2013 0:51	61.2
8/9/2013 3:31	54.7	9/9/2013 4:36	61.7	10/9/2013 5:41	48.8	11/9/2013 6:46	62.0	12/9/2013 23:51	61.3	14/9/2013 0:56	61.0
8/9/2013 3:36	52.2	9/9/2013 4:41	61.2	10/9/2013 5:46	52.2	11/9/2013 6:51	62.5	12/9/2013 23:56	62.0	14/9/2013 1:01	60.8
8/9/2013 3:41	55.9	9/9/2013 4:46	61.3	10/9/2013 5:51	53.7	11/9/2013 6:56	62.9	13/9/2013 0:01	61.3	14/9/2013 1:06	59.5
8/9/2013 3:46	55.6	9/9/2013 4:51	61.5	10/9/2013 5:56	55.0	11/9/2013 23:01	61.2	13/9/2013 0:06	61.0	14/9/2013 1:11	60.1
8/9/2013 3:51	56.7	9/9/2013 4:56	61.8	10/9/2013 6:01	52.7	11/9/2013 23:06	61.3	13/9/2013 0:11	61.5	14/9/2013 1:16	60.4
8/9/2013 3:56	53.4	9/9/2013 5:01	61.8	10/9/2013 6:06	58.0	11/9/2013 23:11	61.7	13/9/2013 0:16	60.8	14/9/2013 1:21	58.7
8/9/2013 4:01	54.9	9/9/2013 5:06	61.7	10/9/2013 6:11	57.6	11/9/2013 23:16	61.6	13/9/2013 0:21	60.6	14/9/2013 1:26	59.1
8/9/2013 4:06	52.2	9/9/2013 5:11	61.7	10/9/2013 6:16	58.1	11/9/2013 23:21	61.2	13/9/2013 0:26	61.2	14/9/2013 1:31	58.9
8/9/2013 4:11	51.3	9/9/2013 5:16	44.0	10/9/2013 6:21	59.4	11/9/2013 23:26	61.5	13/9/2013 0:31	58.5	14/9/2013 1:36	58.8
8/9/2013 4:16	58.7	9/9/2013 5:21	61.9	10/9/2013 6:26	59.6	11/9/2013 23:31	62.3	13/9/2013 0:36	60.3	14/9/2013 1:41	60.2
8/9/2013 4:21	55.4	9/9/2013 5:26	38.5	10/9/2013 6:31	61.1	11/9/2013 23:36	60.8	13/9/2013 0:41	59.5	14/9/2013 1:46	59.2
8/9/2013 4:26	51.9	9/9/2013 5:31	61.6	10/9/2013 6:36	61.5	11/9/2013 23:41	61.4	13/9/2013 0:46	59.7	14/9/2013 1:51	58.6
8/9/2013 4:31	52.2	9/9/2013 5:36	50.6	10/9/2013 6:41	62.2	11/9/2013 23:46	61.0	13/9/2013 0:51	57.4	14/9/2013 1:56	58.4
8/9/2013 4:36	52.4	9/9/2013 5:41	53.4	10/9/2013 6:46	61.5	11/9/2013 23:51	60.8	13/9/2013 0:56	56.8	14/9/2013 2:01	58.6
8/9/2013 4:41	57.5	9/9/2013 5:46	54.5	10/9/2013 6:51	63.9	11/9/2013 23:56	60.3	13/9/2013 1:01	59.4	14/9/2013 2:06	59.2
8/9/2013 4:46	51.5	9/9/2013 5:51	55.5	10/9/2013 6:56	62.8	12/9/2013 0:01	61.7	13/9/2013 1:06	55.2	14/9/2013 2:11	57.5
8/9/2013 4:51	49.1	9/9/2013 5:56	56.5	10/9/2013 23:01	60.9	12/9/2013 0:06	60.4	13/9/2013 1:11	58.6	14/9/2013 2:16	58.7
8/9/2013 4:56	52.2	9/9/2013 6:01	55.6	10/9/2013 23:06	61.3	12/9/2013 0:11	62.1	13/9/2013 1:16	56.9	14/9/2013 2:21	57.9
8/9/2013 5:01	43.3	9/9/2013 6:06	56.9	10/9/2013 23:11	61.0	12/9/2013 0:16	60.1	13/9/2013 1:21	53.8	14/9/2013 2:26	58.7
8/9/2013 5:06	51.5	9/9/2013 6:11	58.8	10/9/2013 23:16	61.3	12/9/2013 0:21	60.9	13/9/2013 1:26	56.5	14/9/2013 2:31	57.3
8/9/2013 5:11	54.8	9/9/2013 6:16	58.8	10/9/2013 23:21	61.6	12/9/2013 0:26	59.1	13/9/2013 1:31	53.1	14/9/2013 2:36	55.4
8/9/2013 5:16	54.6	9/9/2013 6:21	59.9	10/9/2013 23:26	60.7	12/9/2013 0:31	60.2	13/9/2013 1:36	53.0	14/9/2013 2:41	56.1
8/9/2013 5:21	56.1	9/9/2013 6:26	60.7	10/9/2013 23:31	61.5	12/9/2013 0:36	59.3	13/9/2013 1:41	53.6	14/9/2013 2:46	56.9
8/9/2013 5:26	54.8	9/9/2013 6:31	61.3	10/9/2013 23:36	61.3	12/9/2013 0:41	56.8	13/9/2013 1:46	54.6	14/9/2013 2:51	57.6
8/9/2013 5:31	50.9	9/9/2013 6:36	61.3	10/9/2013 23:41	60.7	12/9/2013 0:46	58.8	13/9/2013 1:51	52.6	14/9/2013 2:56	58.0
8/9/2013 5:36	54.1	9/9/2013 6:41	61.7	10/9/2013 23:46	61.1	12/9/2013 0:51	56.9	13/9/2013 1:56	50.3	14/9/2013 3:01	57.4
8/9/2013 5:41	57.6	9/9/2013 6:46	62.6	10/9/2013 23:51	61.3	12/9/2013 0:56	58.2	13/9/2013 2:01	55.7	14/9/2013 3:06	57.5
8/9/2013 5:46	56.1	9/9/2013 6:51	63.5	10/9/2013 23:56	60.3	12/9/2013 1:01	56.8	13/9/2013 2:06	47.4	14/9/2013 3:11	56.5
8/9/2013 5:51	57.6	9/9/2013 6:56	63.4	11/9/2013 0:01	59.5	12/9/2013 1:06	55.1	13/9/2013 2:11	61.8	14/9/2013 3:16	55.9
8/9/2013 5:56	55.0	9/9/2013 23:01	61.4	11/9/2013 0:06	59.0	12/9/2013 1:11	55.0	13/9/2013 2:16	61.8	14/9/2013 3:21	56.9
8/9/2013 6:01	55.9	9/9/2013 23:06	62.4	11/9/2013 0:11	60.0	12/9/2013 1:16	61.4	13/9/2013 2:21	49.3	14/9/2013 3:26	55.1
8/9/2013 6:06	58.3	9/9/2013 23:11	61.4	11/9/2013 0:16	59.9	12/9/2013 1:21	55.5	13/9/2013 2:26	44.0	14/9/2013 3:31	54.6
8/9/2013 6:11	60.6	9/9/2013 23:16	61.5	11/9/2013 0:21	60.7	12/9/2013 1:26	56.9	13/9/2013 2:31	52.1	14/9/2013 3:36	56.8
8/9/2013 6:16	60.6	9/9/2013 23:21	61.9	11/9/2013 0:26	61.5	12/9/2013 1:31	57.8	13/9/2013 2:36	49.4	14/9/2013 3:41	56.2
8/9/2013 6:21	59.6	9/9/2013 23:26	60.6	11/9/2013 0:31	63.1	12/9/2013 1:36	54.7	13/9/2013 2:41	48.4	14/9/2013 3:46	51.6
8/9/2013 6:26	59.7	9/9/2013 23:31	61.4	11/9/2013 0:36	59.0	12/9/2013 1:41	50.7	13/9/2013 2:46	49.6	14/9/2013 3:51	53.7
8/9/2013 6:31	59.5	9/9/2013 23:36	60.2	11/9/2013 0:41	58.3	12/9/2013 1:46	49.1	13/9/2013 2:51	51.1	14/9/2013 3:56	53.5
8/9/2013 6:36	57.6	9/9/2013 23:41	60.7	11/9/2013 0:46	58.1	12/9/2013 1:51	50.0	13/9/2013 2:56	57.3	14/9/2013 4:01	53.7
8/9/2013 6:41	60.3	9/9/2013 23:46	59.8	11/9/2013 0:51	56.8	12/9/2013 1:56	57.1	13/9/2013 3:01	61.4	14/9/2013 4:06	53.2
8/9/2013 6:46	61.3	9/9/2013 23:51	58.9	11/9/2013 0:56	59.2	12/9/2013 2:01	48.2	13/9/2013 3:06	61.7	14/9/2013 4:11	47.6
8/9/2013 6:51	62.2	9/9/2013 23:56	59.9	11/9/2013 1:01	54.1	12/9/2013 2:06	49.6	13/9/2013 3:11	61.9	14/9/2013 4:16	52.0
8/9/2013 6:56	60.6	10/9/2013 0:01	60.1	11/9/2013 1:06	61.9	12/9/2013 2:11	61.8	13/9/2013 3:16	61.7	14/9/2013 4:21	51.3
8/9/2013 23:01	61.3	10/9/2013 0:06	59.5	11/9/2013 1:11	57.2	12/9/2013 2:16	61.8	13/9/2013 3:21	61.5	14/9/2013 4:26	52.1
8/9/2013 23:06	61.3	10/9/2013 0:11	60.3	11/9/2013 1:16	57.0	12/9/2013 2:21	49.3	13/9/2013 3:26	61.0	14/9/2013 4:31	52.5
8/9/2013 23:11	61.0	10/9/2013 0:16	60.2	11/9/2013 1:21	57.6	12/9/2013 2:26	49.8	13/9/2013 3:31	61.1	14/9/2013 4:36	56.6
8/9/2013 23:16	61.7	10/9/2013 0:21	60.6	11/9/2013 1:26	56.3	12/9/2013 2:31	48.4	13/9/2013 3:36	61.5	14/9/2013 4:41	54.7
8/9/2013 23:21	62.3	10/9/2013 0:26	58.7	11/9/2013 1:31	55.5	12/9/2013 2:36	50.0	13/9/2013 3:41	61.1	14/9/2013 4:46	53.6
8/9/2013 23:26	61.5	10/9/2013 0:31	60.0	11/9/2013 1:36	58.5	12/9/2013 2:41	45.6	13/9/2013 3:46	61.5	14/9/2013 4:51	52.4
8/9/2013 23:31	61.6	10/9/2013 0:36	57.4	11/9/2013 1:41	57.2	12/9/2013 2:46	61.9	13/9/2013 3:51	61.3	14/9/2013 4:56	48.4
8/9/2013 23:36	61.5	10/9/2013 0:41	58.9	11/9/2013 1:46	51.4	12/9/2013 2:51	61.8	13/9/2013 3:56	61.3	14/9/2013 5:01	49.1
8/9/2013 23:41	62.4	10/9/2013 0:46	59.0	11/9/2013 1:51	59.0	12/9/2013 2:56	61.8	13/9/2013 4:01	61.3	14/9/2013 5:06	55.0
8/9/2013 23:46	60.4	10/9/2013 0:51	55.8	11/9/2013 1:56	52.1	12/9/2013 3:01	61.6	13/9/2013 4:06	60.9	14/9/2013 5:11	55.9
8/9/2013 23:51	60.7	10/9/2013 0:56	56.8	11/9/2013 2:01	51.6	12/9/2013 3:06	61.3	13/9/2013 4:11	61.2	14/9/2013 5:16	53.8
8/9/2013 23:56	61.2	10/9/2013 1:01	56.5	11/9/2013 2:06	51.5	12/9/2013 3:11	61.6	13/9/2013 4:16	61.3	14/9/2013 5:21	53.6
9/9/2013 0:01	60.4	10/9/2013 1:06	59.9	11/9/2013 2:11							

Real-time Noise Data		RTN1 (Food and Environmental Hygiene Department Depot)									
15/9/2013 0:36	59.7	16/9/2013 1:41	48.2	17/9/2013 2:46	48.6	18/9/2013 3:51	61.4	19/9/2013 4:56	61.4	20/9/2013 6:01	54.6
15/9/2013 0:41	60.2	16/9/2013 1:46	61.1	17/9/2013 2:51	44.0	18/9/2013 3:56	61.5	19/9/2013 5:01	61.3	20/9/2013 6:06	56.5
15/9/2013 0:46	60.2	16/9/2013 1:51	61.9	17/9/2013 2:56	61.5	18/9/2013 4:01	51.4	19/9/2013 5:06	51.0	20/9/2013 6:11	55.5
15/9/2013 0:51	62.5	16/9/2013 1:56	61.8	17/9/2013 3:01	61.5	18/9/2013 4:06	61.8	19/9/2013 5:11	61.0	20/9/2013 6:16	56.6
15/9/2013 0:56	57.6	16/9/2013 2:01	61.4	17/9/2013 3:06	61.4	18/9/2013 4:11	61.3	19/9/2013 5:16	61.3	20/9/2013 6:21	58.7
15/9/2013 1:01	60.2	16/9/2013 2:06	61.7	17/9/2013 3:11	61.7	18/9/2013 4:16	61.8	19/9/2013 5:21	61.3	20/9/2013 6:26	58.1
15/9/2013 1:06	58.8	16/9/2013 2:11	61.3	17/9/2013 3:16	61.5	18/9/2013 4:21	61.0	19/9/2013 5:26	61.5	20/9/2013 6:31	57.8
15/9/2013 1:11	59.0	16/9/2013 2:16	61.0	17/9/2013 3:21	61.6	18/9/2013 4:26	61.6	19/9/2013 5:31	61.6	20/9/2013 6:36	58.2
15/9/2013 1:16	56.7	16/9/2013 2:21	61.2	17/9/2013 3:26	41.6	18/9/2013 4:31	61.5	19/9/2013 5:36	61.6	20/9/2013 6:41	58.1
15/9/2013 1:21	56.6	16/9/2013 2:26	61.5	17/9/2013 3:31	61.3	18/9/2013 4:36	61.6	19/9/2013 5:41	61.9	20/9/2013 6:46	59.5
15/9/2013 1:26	57.8	16/9/2013 2:31	61.2	17/9/2013 3:36	35.5	18/9/2013 4:41	61.5	19/9/2013 5:46	54.8	20/9/2013 6:51	59.5
15/9/2013 1:31	57.3	16/9/2013 2:36	61.1	17/9/2013 3:41	61.4	18/9/2013 4:46	61.4	19/9/2013 5:51	52.8	20/9/2013 6:56	62.7
15/9/2013 1:36	58.2	16/9/2013 2:41	61.5	17/9/2013 3:46	61.2	18/9/2013 4:51	61.8	19/9/2013 5:56	54.3	20/9/2013 23:01	61.8
15/9/2013 1:41	58.0	16/9/2013 2:46	60.7	17/9/2013 3:51	61.4	18/9/2013 4:56	61.6	19/9/2013 6:01	55.8	20/9/2013 23:06	61.9
15/9/2013 1:46	59.8	16/9/2013 2:51	61.1	17/9/2013 3:56	61.5	18/9/2013 5:01	61.6	19/9/2013 6:06	56.3	20/9/2013 23:11	61.4
15/9/2013 1:51	58.5	16/9/2013 2:56	61.4	17/9/2013 4:01	51.4	18/9/2013 5:06	61.8	19/9/2013 6:11	58.0	20/9/2013 23:16	60.9
15/9/2013 1:56	57.1	16/9/2013 3:01	61.5	17/9/2013 4:06	61.8	18/9/2013 5:11	61.5	19/9/2013 6:16	57.6	20/9/2013 23:21	60.9
15/9/2013 2:01	56.1	16/9/2013 3:06	60.8	17/9/2013 4:11	61.3	18/9/2013 5:16	61.9	19/9/2013 6:21	59.3	20/9/2013 23:26	61.0
15/9/2013 2:06	57.0	16/9/2013 3:11	61.8	17/9/2013 4:16	61.8	18/9/2013 5:21	47.4	19/9/2013 6:26	58.8	20/9/2013 23:31	60.5
15/9/2013 2:11	56.0	16/9/2013 3:16	60.6	17/9/2013 4:21	61.0	18/9/2013 5:26	46.4	19/9/2013 6:31	61.6	20/9/2013 23:36	61.5
15/9/2013 2:16	57.9	16/9/2013 3:21	60.5	17/9/2013 4:26	61.6	18/9/2013 5:31	45.6	19/9/2013 6:36	61.5	20/9/2013 23:41	62.2
15/9/2013 2:21	54.5	16/9/2013 3:26	60.8	17/9/2013 4:31	61.5	18/9/2013 5:36	61.9	19/9/2013 6:41	61.3	20/9/2013 23:46	62.7
15/9/2013 2:26	54.5	16/9/2013 3:31	60.5	17/9/2013 4:36	61.6	18/9/2013 5:41	52.0	19/9/2013 6:46	62.6	20/9/2013 23:51	61.0
15/9/2013 2:31	57.2	16/9/2013 3:36	61.1	17/9/2013 4:41	61.5	18/9/2013 5:46	55.5	19/9/2013 6:51	61.8	20/9/2013 23:56	60.8
15/9/2013 2:36	58.4	16/9/2013 3:41	60.6	17/9/2013 4:46	61.4	18/9/2013 5:51	56.2	19/9/2013 6:56	63.0	21/9/2013 0:01	61.1
15/9/2013 2:41	51.0	16/9/2013 3:46	61.7	17/9/2013 4:51	61.8	18/9/2013 5:56	56.1	19/9/2013 23:01	62.6	21/9/2013 0:06	61.1
15/9/2013 2:46	53.5	16/9/2013 3:51	56.0	17/9/2013 4:56	61.6	18/9/2013 6:01	55.5	19/9/2013 23:06	61.5	21/9/2013 0:11	61.0
15/9/2013 2:51	55.5	16/9/2013 3:56	61.3	17/9/2013 5:01	61.6	18/9/2013 6:06	55.5	19/9/2013 23:11	61.8	21/9/2013 0:16	60.5
15/9/2013 2:56	57.3	16/9/2013 4:01	61.6	17/9/2013 5:06	61.8	18/9/2013 6:11	55.6	19/9/2013 23:16	61.1	21/9/2013 0:21	61.4
15/9/2013 3:01	58.1	16/9/2013 4:06	61.7	17/9/2013 5:11	61.5	18/9/2013 6:16	58.6	19/9/2013 23:21	61.5	21/9/2013 0:26	60.1
15/9/2013 3:06	57.3	16/9/2013 4:11	61.0	17/9/2013 5:16	61.9	18/9/2013 6:21	58.1	19/9/2013 23:26	61.4	21/9/2013 0:31	61.6
15/9/2013 3:11	54.6	16/9/2013 4:16	61.4	17/9/2013 5:21	47.4	18/9/2013 6:26	60.6	19/9/2013 23:31	61.6	21/9/2013 0:36	61.5
15/9/2013 3:16	55.4	16/9/2013 4:21	61.1	17/9/2013 5:26	46.4	18/9/2013 6:31	60.5	19/9/2013 23:36	61.5	21/9/2013 0:41	61.2
15/9/2013 3:21	53.5	16/9/2013 4:26	61.4	17/9/2013 5:31	45.6	18/9/2013 6:36	61.3	19/9/2013 23:41	61.9	21/9/2013 0:46	59.6
15/9/2013 3:26	56.2	16/9/2013 4:31	54.4	17/9/2013 5:36	61.9	18/9/2013 6:41	63.1	19/9/2013 23:46	60.9	21/9/2013 0:51	58.6
15/9/2013 3:31	57.0	16/9/2013 4:36	61.8	17/9/2013 5:41	52.0	18/9/2013 6:46	62.6	19/9/2013 23:51	60.6	21/9/2013 0:56	63.7
15/9/2013 3:36	55.4	16/9/2013 4:41	47.1	17/9/2013 5:46	55.5	18/9/2013 6:51	62.6	19/9/2013 23:56	61.1	21/9/2013 1:01	58.6
15/9/2013 3:41	52.7	16/9/2013 4:46	46.7	17/9/2013 5:51	56.2	18/9/2013 6:56	63.3	20/9/2013 0:01	61.1	21/9/2013 1:06	58.3
15/9/2013 3:46	51.3	16/9/2013 4:51	61.5	17/9/2013 5:56	56.1	18/9/2013 23:01	60.6	20/9/2013 0:06	61.4	21/9/2013 1:11	59.5
15/9/2013 3:51	53.5	16/9/2013 4:56	61.3	17/9/2013 6:01	55.5	18/9/2013 23:06	61.6	20/9/2013 0:11	61.0	21/9/2013 1:16	60.9
15/9/2013 3:56	53.8	16/9/2013 5:01	38.5	17/9/2013 6:06	55.5	18/9/2013 23:11	62.0	20/9/2013 0:16	61.1	21/9/2013 1:21	58.9
15/9/2013 4:01	56.4	16/9/2013 5:06	51.9	17/9/2013 6:11	55.6	18/9/2013 23:16	62.3	20/9/2013 0:21	60.5	21/9/2013 1:26	57.1
15/9/2013 4:06	52.7	16/9/2013 5:11	38.5	17/9/2013 6:16	58.6	18/9/2013 23:21	61.3	20/9/2013 0:26	60.2	21/9/2013 1:31	57.9
15/9/2013 4:11	51.9	16/9/2013 5:16	52.9	17/9/2013 6:21	58.1	18/9/2013 23:26	61.5	20/9/2013 0:31	61.1	21/9/2013 1:36	57.3
15/9/2013 4:16	61.9	16/9/2013 5:21	52.2	17/9/2013 6:26	60.6	18/9/2013 23:31	63.0	20/9/2013 0:36	60.3	21/9/2013 1:41	58.7
15/9/2013 4:21	54.4	16/9/2013 5:26	49.1	17/9/2013 6:31	60.5	18/9/2013 23:36	62.3	20/9/2013 0:41	59.3	21/9/2013 1:46	59.4
15/9/2013 4:26	51.7	16/9/2013 5:31	57.2	17/9/2013 6:36	61.3	18/9/2013 23:41	61.1	20/9/2013 0:46	59.4	21/9/2013 1:51	56.1
15/9/2013 4:31	49.4	16/9/2013 5:36	49.6	17/9/2013 6:41	63.1	18/9/2013 23:46	61.3	20/9/2013 0:51	58.6	21/9/2013 1:56	56.3
15/9/2013 4:36	61.9	16/9/2013 5:41	57.0	17/9/2013 6:46	62.6	18/9/2013 23:51	61.5	20/9/2013 0:56	57.9	21/9/2013 2:01	55.1
15/9/2013 4:41	53.3	16/9/2013 5:46	55.3	17/9/2013 6:51	62.6	18/9/2013 23:56	62.0	20/9/2013 1:01	58.2	21/9/2013 2:06	58.0
15/9/2013 4:46	50.3	16/9/2013 5:51	54.7	17/9/2013 6:56	63.3	19/9/2013 0:01	62.2	20/9/2013 1:06	58.5	21/9/2013 2:11	56.9
15/9/2013 4:51	44.0	16/9/2013 5:56	56.5	17/9/2013 23:01	62.4	19/9/2013 0:06	60.8	20/9/2013 1:11	58.0	21/9/2013 2:16	52.8
15/9/2013 4:56	44.0	16/9/2013 6:01	56.6	17/9/2013 23:06	61.8	19/9/2013 0:11	60.6	20/9/2013 1:16	58.1	21/9/2013 2:21	54.7
15/9/2013 5:01	54.1	16/9/2013 6:06	55.2	17/9/2013 23:11	62.3	19/9/2013 0:16	64.5	20/9/2013 1:21	58.5	21/9/2013 2:26	53.8
15/9/2013 5:06	52.0	16/9/2013 6:11	59.3	17/9/2013 23:16	62.2	19/9/2013 0:21	60.9	20/9/2013 1:26	57.4	21/9/2013 2:31	56.4
15/9/2013 5:11	58.1	16/9/2013 6:16	61.6	17/9/2013 23:21	61.7	19/9/2013 0:26	61.2	20/9/2013 1:31	56.6	21/9/2013 2:36	55.3
15/9/2013 5:16	52.8	16/9/2013 6:21	59.7	17/9/2013 23:26	61.0	19/9/2013 0:31	59.9	20/9/2013 1:36	57.7	21/9/2013 2:41	57.3
15/9/2013 5:21	46.7	16/9/2013 6:26	61.7	17/9/2013 23:31	61.3	19/9/2013 0:36	60.7	20/9/2013 1:41	56.8	21/9/2013 2:46	54.7
15/9/2013 5:26	52.0	16/9/2013 6:31	62.1	17/9/2013 23:36	61.0	19/9/2013 0:41	59.4	20/9/2013 1:46	56.5	21/9/2013 2:51	54.5
15/9/2013 5:31	50.4	16/9/2013 6:36	61.8	17/9/2013 23:41	62.2	19/9/2013 0:46	59.8	20/9/2013 1:51	58.1	21/9/2013 2:56	54.6
15/9/2013 5:36	54.7	16/9/2013 6:41	63.6	17/9/2013 23:46	61.0	19/9/2013 0:51	58.7	20/9/2013 1:56	56.7	21/9/2013 3:01	55.1
15/9/2013 5:41	54.2	16/9/2013 6:46	63.4	17/9/2013 23:51	61.0	19/9/2013 0:56	57.0	20/9/2013 2:01	58.0	21/9/2013 3:06	53.7
15/9/2013 5:46	50.6	16/9/2013 6:51	63.5	17/9/2013 23:56	62.2	19/9/2013 1:01	58.5	20/9/2013 2:06	56.5	21/9/2013 3:11	51.0
15/9/2013 5:51	53.4	16/9/2013 6:56	63.1	18/9/2013 0:01	61.1	19/9/2013 1:06	56.7	20/9/2013 2:11	55.0	21/9/2013 3:16	49.4
15/9/2013 5:56	54.2	16/9/2013 23:01	62.4	18/9/2013 0:06	60.8	19/9/2013 1:11	56.3	20/9/2013 2:16	62.8	21/9/2013 3:21	48.8
15/9/2013 6:01	51.5	16/9/2013 23:06	61.8	18/9/2013 0:11	59.7	19/9/2013 1:16	55.2	20/9/2013 2:21	55.1	21/9/2013 3:26	53.8
15/9/2013 6:06	56.9	16/9/2013 23:11	62.3	18/9/2013 0:16	60.5	19/9/2013 1:21	57.0	20/9/2013 2:26	58.5	21/9/2013 3:31	57.5
15/9/2013 6:11	54.4	16/9/2013 23:16	62.2	18/9/2013 0:21	59.9	19/9/2013 1:26	54.7	20/9/2013 2:31	59.6	21/9/2013 3:36	54.5
15/9/2013 6:16	57.0	16/9/2013 23:21	61.7	18/9/2013 0:26	60.9	19/9/2013 1:31	57.0	20/9/2013 2:36	52.6	21/9/2013 3:41	40.3
15/9/2013 6:21	57.8	16/9/2013 23:26	61.0	18/9/2013 0:31	59.8	19/9/2013 1:36	54.5	20/9/2013 2:41	50.9	21/9/2013 3:46	61.8
15/9/2013 6:26	59.5	16/9/2013 23:31	61.3	18/9/2013 0:36	58.6	19/9/2013 1:41	54.4	20/9/2013 2:46			

Real-time Noise Data		RTN1 (Food and Environmental Hygiene Department Depot)									
21/9/2013 23:06	61.5	23/9/2013 0:11	61.6	24/9/2013 1:16	64.5	25/9/2013 2:21	54.7	26/9/2013 3:26	61.4	27/9/2013 4:31	48.6
21/9/2013 23:11	61.9	23/9/2013 0:16	60.5	24/9/2013 1:21	64.8	25/9/2013 2:26	54.1	26/9/2013 3:31	61.8	27/9/2013 4:36	61.9
21/9/2013 23:16	61.7	23/9/2013 0:21	60.0	24/9/2013 1:26	64.6	25/9/2013 2:31	53.5	26/9/2013 3:36	54.6	27/9/2013 4:41	52.8
21/9/2013 23:21	64.4	23/9/2013 0:26	64.1	24/9/2013 1:31	64.7	25/9/2013 2:36	55.1	26/9/2013 3:41	46.0	27/9/2013 4:46	51.5
21/9/2013 23:26	62.0	23/9/2013 0:31	62.3	24/9/2013 1:36	64.5	25/9/2013 2:41	56.2	26/9/2013 3:46	61.6	27/9/2013 4:51	50.9
21/9/2013 23:31	61.9	23/9/2013 0:36	63.2	24/9/2013 1:41	64.3	25/9/2013 2:46	54.7	26/9/2013 3:51	61.7	27/9/2013 4:56	48.6
21/9/2013 23:36	62.5	23/9/2013 0:41	64.8	24/9/2013 1:46	63.9	25/9/2013 2:51	51.9	26/9/2013 3:56	48.6	27/9/2013 5:01	55.9
21/9/2013 23:41	61.6	23/9/2013 0:46	62.8	24/9/2013 1:51	64.6	25/9/2013 2:56	54.7	26/9/2013 4:01	61.6	27/9/2013 5:06	55.0
21/9/2013 23:46	61.4	23/9/2013 0:51	64.4	24/9/2013 1:56	59.4	25/9/2013 3:01	53.4	26/9/2013 4:06	53.8	27/9/2013 5:11	55.2
21/9/2013 23:51	61.2	23/9/2013 0:56	65.4	24/9/2013 2:01	53.8	25/9/2013 3:06	54.0	26/9/2013 4:11	61.7	27/9/2013 5:16	53.1
21/9/2013 23:56	61.5	23/9/2013 1:01	64.9	24/9/2013 2:06	54.5	25/9/2013 3:11	54.7	26/9/2013 4:16	46.7	27/9/2013 5:21	54.8
22/9/2013 0:01	62.3	23/9/2013 1:06	66.7	24/9/2013 2:11	55.8	25/9/2013 3:16	51.4	26/9/2013 4:21	61.4	27/9/2013 5:26	55.1
22/9/2013 0:06	62.1	23/9/2013 1:11	64.4	24/9/2013 2:16	54.2	25/9/2013 3:21	52.2	26/9/2013 4:26	61.7	27/9/2013 5:31	53.8
22/9/2013 0:11	62.5	23/9/2013 1:16	63.5	24/9/2013 2:21	55.0	25/9/2013 3:26	50.0	26/9/2013 4:31	61.9	27/9/2013 5:36	54.9
22/9/2013 0:16	62.4	23/9/2013 1:21	62.2	24/9/2013 2:26	52.3	25/9/2013 3:31	50.1	26/9/2013 4:36	48.2	27/9/2013 5:41	55.9
22/9/2013 0:21	60.9	23/9/2013 1:26	59.9	24/9/2013 2:31	53.8	25/9/2013 3:36	53.7	26/9/2013 4:41	61.8	27/9/2013 5:46	57.2
22/9/2013 0:26	60.3	23/9/2013 1:31	59.6	24/9/2013 2:36	47.9	25/9/2013 3:41	51.1	26/9/2013 4:46	61.8	27/9/2013 5:51	57.3
22/9/2013 0:31	59.4	23/9/2013 1:36	60.8	24/9/2013 2:41	54.9	25/9/2013 3:46	45.6	26/9/2013 4:51	53.9	27/9/2013 5:56	58.8
22/9/2013 0:36	60.3	23/9/2013 1:41	63.0	24/9/2013 2:46	61.8	25/9/2013 3:51	54.7	26/9/2013 4:56	61.8	27/9/2013 6:01	58.2
22/9/2013 0:41	60.6	23/9/2013 1:46	60.8	24/9/2013 2:51	61.7	25/9/2013 3:56	53.2	26/9/2013 5:01	61.9	27/9/2013 6:06	58.4
22/9/2013 0:46	60.5	23/9/2013 1:51	61.1	24/9/2013 2:56	49.3	25/9/2013 4:01	46.0	26/9/2013 5:06	52.1	27/9/2013 6:11	60.5
22/9/2013 0:51	62.7	23/9/2013 1:56	65.0	24/9/2013 3:01	49.4	25/9/2013 4:06	52.5	26/9/2013 5:11	49.1	27/9/2013 6:16	59.6
22/9/2013 0:56	59.2	23/9/2013 2:01	63.7	24/9/2013 3:06	61.8	25/9/2013 4:11	49.6	26/9/2013 5:16	53.6	27/9/2013 6:21	60.7
22/9/2013 1:01	59.6	23/9/2013 2:06	61.6	24/9/2013 3:11	51.3	25/9/2013 4:16	54.3	26/9/2013 5:21	50.4	27/9/2013 6:26	60.4
22/9/2013 1:06	59.1	23/9/2013 2:11	56.3	24/9/2013 3:16	49.3	25/9/2013 4:21	48.6	26/9/2013 5:26	55.4	27/9/2013 6:31	60.9
22/9/2013 1:11	59.0	23/9/2013 2:16	58.5	24/9/2013 3:21	61.3	25/9/2013 4:26	49.4	26/9/2013 5:31	54.5	27/9/2013 6:36	62.9
22/9/2013 1:16	58.4	23/9/2013 2:21	60.9	24/9/2013 3:26	43.3	25/9/2013 4:31	55.9	26/9/2013 5:36	51.4	27/9/2013 6:41	62.8
22/9/2013 1:21	58.9	23/9/2013 2:26	57.8	24/9/2013 3:31	61.5	25/9/2013 4:36	53.4	26/9/2013 5:41	53.8	27/9/2013 6:46	63.3
22/9/2013 1:26	58.5	23/9/2013 2:31	60.4	24/9/2013 3:36	61.9	25/9/2013 4:41	47.6	26/9/2013 5:46	57.4	27/9/2013 6:51	63.0
22/9/2013 1:31	59.1	23/9/2013 2:36	59.1	24/9/2013 3:41	47.9	25/9/2013 4:46	61.8	26/9/2013 5:51	56.2	27/9/2013 6:56	63.7
22/9/2013 1:36	58.0	23/9/2013 2:41	57.0	24/9/2013 3:46	61.2	25/9/2013 4:51	47.9	26/9/2013 5:56	57.5	27/9/2013 7:01	62.7
22/9/2013 1:41	58.5	23/9/2013 2:46	57.7	24/9/2013 3:51	43.3	25/9/2013 4:56	49.4	26/9/2013 6:01	56.3	27/9/2013 7:06	60.8
22/9/2013 1:46	58.3	23/9/2013 2:51	52.2	24/9/2013 3:56	44.0	25/9/2013 5:01	56.3	26/9/2013 6:06	58.5	27/9/2013 7:11	63.1
22/9/2013 1:51	55.7	23/9/2013 2:56	55.8	24/9/2013 4:01	61.7	25/9/2013 5:06	52.9	26/9/2013 6:11	58.9	27/9/2013 7:16	63.0
22/9/2013 1:56	56.8	23/9/2013 3:01	61.7	24/9/2013 4:06	50.9	25/9/2013 5:11	55.5	26/9/2013 6:16	59.2	27/9/2013 7:21	61.5
22/9/2013 2:01	56.8	23/9/2013 3:06	48.2	24/9/2013 4:11	42.5	25/9/2013 5:16	55.0	26/9/2013 6:21	61.2	27/9/2013 7:26	61.4
22/9/2013 2:06	56.9	23/9/2013 3:11	61.0	24/9/2013 4:16	61.9	25/9/2013 5:21	53.0	26/9/2013 6:26	60.6	27/9/2013 7:31	61.6
22/9/2013 2:11	55.0	23/9/2013 3:16	58.8	24/9/2013 4:21	48.8	25/9/2013 5:26	56.3	26/9/2013 6:31	61.7	27/9/2013 7:36	62.1
22/9/2013 2:16	55.7	23/9/2013 3:21	58.4	24/9/2013 4:26	61.3	25/9/2013 5:31	55.1	26/9/2013 6:36	62.4	27/9/2013 7:41	62.3
22/9/2013 2:21	55.0	23/9/2013 3:26	59.1	24/9/2013 4:31	61.8	25/9/2013 5:36	54.4	26/9/2013 6:41	62.7	27/9/2013 7:46	61.4
22/9/2013 2:26	55.6	23/9/2013 3:31	58.0	24/9/2013 4:36	61.8	25/9/2013 5:41	56.8	26/9/2013 6:46	62.7	27/9/2013 7:51	62.3
22/9/2013 2:31	56.3	23/9/2013 3:36	56.9	24/9/2013 4:41	61.6	25/9/2013 5:46	56.9	26/9/2013 6:51	63.1	27/9/2013 7:56	61.1
22/9/2013 2:36	54.8	23/9/2013 3:41	60.6	24/9/2013 4:46	51.7	25/9/2013 5:51	56.1	26/9/2013 6:56	63.7		
22/9/2013 2:41	56.7	23/9/2013 3:46	59.4	24/9/2013 4:51	53.4	25/9/2013 5:56	57.5	26/9/2013 7:01	63.1		
22/9/2013 2:46	54.2	23/9/2013 3:51	58.7	24/9/2013 4:56	48.8	25/9/2013 6:01	59.2	26/9/2013 7:06	63.6		
22/9/2013 2:51	54.5	23/9/2013 3:56	58.8	24/9/2013 5:01	51.4	25/9/2013 6:06	59.5	26/9/2013 7:11	63.4		
22/9/2013 2:56	48.2	23/9/2013 4:01	57.2	24/9/2013 5:06	50.4	25/9/2013 6:11	59.3	26/9/2013 7:16	63.5		
22/9/2013 3:01	48.8	23/9/2013 4:06	59.3	24/9/2013 5:11	43.3	25/9/2013 6:16	58.8	26/9/2013 7:21	62.6		
22/9/2013 3:06	53.5	23/9/2013 4:11	57.4	24/9/2013 5:16	52.8	25/9/2013 6:21	60.8	26/9/2013 7:26	63.1		
22/9/2013 3:11	47.9	23/9/2013 4:16	58.9	24/9/2013 5:21	51.4	25/9/2013 6:26	61.4	26/9/2013 7:31	62.9		
22/9/2013 3:16	48.4	23/9/2013 4:21	58.5	24/9/2013 5:26	55.0	25/9/2013 6:31	61.6	26/9/2013 7:36	63.1		
22/9/2013 3:21	50.4	23/9/2013 4:26	56.5	24/9/2013 5:31	38.5	25/9/2013 6:36	62.5	26/9/2013 7:41	63.0		
22/9/2013 3:26	52.8	23/9/2013 4:31	59.0	24/9/2013 5:36	53.8	25/9/2013 6:41	62.7	26/9/2013 7:46	63.5		
22/9/2013 3:31	46.0	23/9/2013 4:36	58.7	24/9/2013 5:41	52.6	25/9/2013 6:46	63.0	26/9/2013 7:51	62.4		
22/9/2013 3:36	53.2	23/9/2013 4:41	58.1	24/9/2013 5:46	53.4	25/9/2013 6:51	63.6	26/9/2013 7:56	63.1		
22/9/2013 3:41	51.6	23/9/2013 4:46	57.6	24/9/2013 5:51	55.8	25/9/2013 6:56	63.7	26/9/2013 8:01	62.6		
22/9/2013 3:46	52.8	23/9/2013 4:51	57.7	24/9/2013 5:56	57.1	25/9/2013 7:01	61.7	26/9/2013 8:06	62.0		
22/9/2013 3:51	48.6	23/9/2013 4:56	58.8	24/9/2013 6:01	57.1	25/9/2013 7:06	62.7	26/9/2013 8:11	62.3		
22/9/2013 3:56	53.4	23/9/2013 5:01	58.7	24/9/2013 6:06	57.6	25/9/2013 7:11	62.2	26/9/2013 8:16	62.7		
22/9/2013 4:01	52.0	23/9/2013 5:06	59.0	24/9/2013 6:11	57.2	25/9/2013 7:16	61.9	26/9/2013 8:21	61.7		
22/9/2013 4:06	47.9	23/9/2013 5:11	58.6	24/9/2013 6:16	59.4	25/9/2013 7:21	62.0	26/9/2013 8:26	61.5		
22/9/2013 4:11	52.1	23/9/2013 5:16	58.2	24/9/2013 6:21	60.3	25/9/2013 7:26	61.6	26/9/2013 8:31	61.2		
22/9/2013 4:16	54.4	23/9/2013 5:21	58.9	24/9/2013 6:26	60.8	25/9/2013 7:31	62.0	26/9/2013 8:36	61.7		
22/9/2013 4:21	47.9	23/9/2013 5:26	58.5	24/9/2013 6:31	61.2	25/9/2013 7:36	62.5	26/9/2013 8:41	61.5		
22/9/2013 4:26	52.3	23/9/2013 5:31	58.9	24/9/2013 6:36	61.9	25/9/2013 7:41	61.5	26/9/2013 8:46	60.8		
22/9/2013 4:31	61.9	23/9/2013 5:36	58.3	24/9/2013 6:41	62.0	25/9/2013 7:46	61.5	26/9/2013 8:51	60.6		
22/9/2013 4:36	50.9	23/9/2013 5:41	58.4	24/9/2013 6:46	62.9	25/9/2013 7:51	61.3	26/9/2013 8:56	60.9		
22/9/2013 4:41	52.0	23/9/2013 5:46	59.2	24/9/2013 6:51	64.0	25/9/2013 7:56	61.7	26/9/2013 9:01	61.1		
22/9/2013 4:46	40.3	23/9/2013 5:51	58.7	24/9/2013 6:56	64.4	25/9/2013 8:01	61.8	26/9/2013 9:06	60.0		
22/9/2013 4:51	50.4	23/9/2013 5:56	59.2	24/9/2013 7:01	62.5	25/9/2013 8:06	62.6	26/9/2013 9:11	59.5		
22/9/2013 4:56	51.6	23/9/2013 6:01	59.1	24/9/2013 7:06	63.4	25/9/2013 8:11	61.0	26/9/2013 9:16	60.0		
22/9/2013 5:01	52.4	23/9/2013 6:06	59.3	24/9/2013 7:11	62.9	25/9/2013 8:16	60.4	26/9/2013 9:21	59.7		
22/9/2013 5:06	53.3	23/9/2013 6:11	59.6	24/9/2013 7:16	62.3	25/9/2013 8:21	60.7	26/9/2013 9:26	58.0		
22/9/2013 5:11	48.8	23/9/2013 6:16	59.1	24/9/2013 7:21	62.2	25/9/2013 8:26	60.0	26/9/2013 9:31	58.8		
22/9/2013 5:16	54.6	23/9/2013 6:21	59.5	24/9/2013 7:26	61.1	25/9/2013 8:31	59.5	26/9/2013			

Real-time Noise Data	RTN2a (Hong Kong Electric Centre)										
Normal Day 07:00-19:00	2/9/2013 12:01	67.0	6/9/2013 18:31	66.5	12/9/2013 13:01	64.0	18/9/2013 7:31	66.6	24/9/2013 14:01	72.4	
	2/9/2013 12:31	58.4	7/9/2013 7:01	65.2	12/9/2013 13:31	64.8	18/9/2013 8:01	62.3	24/9/2013 14:31	72.6	
	2/9/2013 13:01	68.2	7/9/2013 7:31	66.2	12/9/2013 14:01	66.7	18/9/2013 8:31	67.9	24/9/2013 15:01	68.1	
28/8/2013 7:01	65.7	2/9/2013 13:31	68.6	7/9/2013 8:01	60.9	12/9/2013 14:31	68.1	18/9/2013 9:01	68.8	24/9/2013 15:31	71.7
28/8/2013 7:31	66.9	2/9/2013 14:01	68.5	7/9/2013 8:31	64.0	12/9/2013 15:01	66.3	18/9/2013 9:31	68.7	24/9/2013 16:01	72.4
28/8/2013 8:01	67.9	2/9/2013 14:31	67.5	7/9/2013 9:01	66.7	12/9/2013 15:31	68.8	18/9/2013 10:01	67.3	24/9/2013 16:31	70.6
28/8/2013 8:31	69.8	2/9/2013 15:01	68.7	7/9/2013 9:31	67.4	12/9/2013 16:01	68.0	18/9/2013 10:31	67.8	24/9/2013 17:01	67.9
28/8/2013 9:01	68.6	2/9/2013 15:31	68.4	7/9/2013 10:01	66.9	12/9/2013 16:31	67.9	18/9/2013 11:01	68.1	24/9/2013 17:31	60.5
28/8/2013 9:31	69.6	2/9/2013 16:01	69.3	7/9/2013 10:31	68.6	12/9/2013 17:01	67.2	18/9/2013 11:31	63.2	24/9/2013 18:01	67.0
28/8/2013 10:01	69.1	2/9/2013 16:31	67.9	7/9/2013 11:01	68.7	12/9/2013 17:31	65.1	18/9/2013 12:01	66.9	24/9/2013 18:31	66.0
28/8/2013 10:31	70.4	2/9/2013 17:01	65.2	7/9/2013 11:31	63.1	12/9/2013 18:01	58.3	18/9/2013 12:31	67.1	25/9/2013 7:01	65.5
28/8/2013 11:01	68.9	2/9/2013 17:31	63.9	7/9/2013 12:01	66.8	12/9/2013 18:31	66.2	18/9/2013 13:01	66.4	25/9/2013 7:31	66.7
28/8/2013 11:31	65.0	2/9/2013 18:01	62.3	7/9/2013 12:31	66.8	13/9/2013 7:01	65.5	18/9/2013 13:31	66.9	25/9/2013 8:01	68.7
28/8/2013 12:01	66.0	2/9/2013 18:31	67.1	7/9/2013 13:01	66.8	13/9/2013 7:31	66.5	18/9/2013 14:01	67.7	25/9/2013 8:31	71.1
28/8/2013 12:31	66.9	3/9/2013 7:01	65.9	7/9/2013 13:31	69.5	13/9/2013 8:01	58.0	18/9/2013 14:31	66.2	25/9/2013 9:01	68.2
28/8/2013 13:01	66.0	3/9/2013 7:31	66.7	7/9/2013 14:01	70.2	13/9/2013 8:31	61.4	18/9/2013 15:01	65.3	25/9/2013 9:31	68.1
28/8/2013 13:31	65.3	3/9/2013 8:01	66.2	7/9/2013 14:31	67.5	13/9/2013 9:01	63.0	18/9/2013 15:31	64.2	25/9/2013 10:01	71.3
28/8/2013 14:01	66.2	3/9/2013 8:31	68.2	7/9/2013 15:01	65.2	13/9/2013 9:31	62.9	18/9/2013 16:01	66.3	25/9/2013 10:31	71.3
28/8/2013 14:31	67.9	3/9/2013 9:01	70.1	7/9/2013 15:31	68.9	13/9/2013 10:01	63.6	18/9/2013 16:31	67.7	25/9/2013 11:01	68.7
28/8/2013 15:01	67.4	3/9/2013 9:31	69.4	7/9/2013 16:01	66.9	13/9/2013 10:31	64.1	18/9/2013 17:01	66.9	25/9/2013 11:31	66.7
28/8/2013 15:31	66.3	3/9/2013 10:01	67.9	7/9/2013 16:31	64.6	13/9/2013 11:01	59.8	18/9/2013 17:31	62.5	25/9/2013 12:01	67.1
28/8/2013 16:01	66.2	3/9/2013 10:31	69.2	7/9/2013 17:01	64.1	13/9/2013 11:31	61.5	18/9/2013 18:01	66.4	25/9/2013 12:31	59.0
28/8/2013 16:31	64.8	3/9/2013 11:01	70.4	7/9/2013 17:31	65.0	13/9/2013 12:01	67.1	18/9/2013 18:31	65.4	25/9/2013 13:01	69.4
28/8/2013 17:01	63.1	3/9/2013 11:31	65.8	7/9/2013 18:01	52.7	13/9/2013 12:31	67.1	19/9/2013 7:01	65.2	25/9/2013 13:31	69.9
28/8/2013 17:31	63.9	3/9/2013 12:01	67.1	7/9/2013 18:31	66.8	13/9/2013 13:01	65.4	19/9/2013 7:31	67.0	25/9/2013 14:01	69.6
28/8/2013 18:01	60.0	3/9/2013 12:31	58.6	9/9/2013 7:01	65.2	13/9/2013 13:31	66.4	19/9/2013 8:01	63.2	25/9/2013 14:31	69.1
28/8/2013 18:31	66.5	3/9/2013 13:01	67.0	9/9/2013 7:31	51.0	13/9/2013 14:01	65.8	19/9/2013 8:31	66.1	25/9/2013 15:01	68.6
29/8/2013 7:01	65.5	3/9/2013 13:31	69.2	9/9/2013 8:01	63.8	13/9/2013 14:31	65.8	19/9/2013 9:01	65.0	25/9/2013 15:31	68.5
29/8/2013 7:31	66.9	3/9/2013 14:01	68.2	9/9/2013 8:31	72.0	13/9/2013 15:01	65.7	19/9/2013 9:31	67.0	25/9/2013 16:01	71.8
29/8/2013 8:01	64.9	3/9/2013 14:31	68.3	9/9/2013 9:01	75.8	13/9/2013 15:31	67.1	19/9/2013 10:01	66.8	25/9/2013 16:31	70.7
29/8/2013 8:31	66.7	3/9/2013 15:01	69.9	9/9/2013 9:31	67.4	13/9/2013 16:01	62.5	19/9/2013 10:31	66.5	25/9/2013 17:01	70.8
29/8/2013 9:01	63.1	3/9/2013 15:31	68.3	9/9/2013 10:01	67.0	13/9/2013 16:31	66.9	19/9/2013 11:01	65.9	25/9/2013 17:31	66.7
29/8/2013 9:31	63.3	3/9/2013 16:01	69.7	9/9/2013 10:31	67.4	13/9/2013 17:01	68.6	19/9/2013 11:31	61.5	25/9/2013 18:01	67.2
29/8/2013 10:01	64.6	3/9/2013 16:31	69.1	9/9/2013 11:01	68.2	13/9/2013 17:31	65.8	19/9/2013 12:01	66.5	25/9/2013 18:31	54.3
29/8/2013 10:31	67.3	3/9/2013 17:01	68.6	9/9/2013 11:31	67.3	13/9/2013 18:01	68.2	19/9/2013 12:31	50.7	26/9/2013 7:01	65.5
29/8/2013 11:01	66.2	3/9/2013 17:31	64.4	9/9/2013 12:01	66.6	13/9/2013 18:31	66.4	19/9/2013 13:01	62.5	26/9/2013 7:31	66.6
29/8/2013 11:31	67.1	3/9/2013 18:01	63.0	9/9/2013 12:31	55.2	14/9/2013 7:01	65.4	19/9/2013 13:31	63.5	26/9/2013 8:01	68.7
29/8/2013 12:01	47.6	3/9/2013 18:31	56.1	9/9/2013 13:01	68.5	14/9/2013 7:31	66.4	19/9/2013 14:01	63.7	26/9/2013 8:31	67.1
29/8/2013 12:31	58.9	4/9/2013 7:01	48.7	9/9/2013 13:31	69.4	14/9/2013 8:01	58.7	19/9/2013 14:31	62.6	26/9/2013 9:01	72.2
29/8/2013 13:01	65.0	4/9/2013 7:31	61.3	9/9/2013 14:01	66.7	14/9/2013 8:31	64.0	19/9/2013 15:01	62.2	26/9/2013 9:31	72.4
29/8/2013 13:31	66.0	4/9/2013 8:01	63.2	9/9/2013 14:31	66.2	14/9/2013 9:01	67.2	19/9/2013 15:31	50.5	26/9/2013 10:01	70.6
29/8/2013 14:01	65.8	4/9/2013 8:31	67.0	9/9/2013 15:01	65.9	14/9/2013 9:31	66.6	19/9/2013 16:01	66.9	26/9/2013 10:31	71.5
29/8/2013 14:31	67.0	4/9/2013 9:01	68.7	9/9/2013 15:31	66.2	14/9/2013 10:01	69.4	19/9/2013 16:31	67.0	26/9/2013 11:01	71.9
29/8/2013 15:01	66.3	4/9/2013 9:31	66.4	9/9/2013 16:01	65.6	14/9/2013 10:31	69.1	19/9/2013 17:01	66.0	26/9/2013 11:31	66.7
29/8/2013 15:31	66.3	4/9/2013 10:01	67.4	9/9/2013 16:31	65.1	14/9/2013 11:01	67.5	19/9/2013 17:31	64.9	26/9/2013 12:01	67.1
29/8/2013 16:01	65.5	4/9/2013 10:31	67.8	9/9/2013 17:01	64.8	14/9/2013 11:31	57.8	19/9/2013 18:01	64.1	26/9/2013 12:31	67.0
29/8/2013 16:31	65.8	4/9/2013 11:01	66.7	9/9/2013 17:31	63.2	14/9/2013 12:01	66.8	19/9/2013 18:31	64.1	26/9/2013 13:01	70.1
29/8/2013 17:01	62.8	4/9/2013 11:31	65.9	9/9/2013 18:01	63.7	14/9/2013 12:31	67.1	21/9/2013 7:01	64.3	26/9/2013 13:31	72.3
29/8/2013 17:31	55.8	4/9/2013 12:01	62.0	9/9/2013 18:31	66.9	14/9/2013 13:01	63.8	21/9/2013 7:31	66.5	26/9/2013 14:01	71.7
29/8/2013 18:01	67.1	4/9/2013 12:31	60.4	10/9/2013 7:01	65.2	14/9/2013 13:31	61.0	21/9/2013 8:01	62.9	26/9/2013 14:31	70.3
29/8/2013 18:31	66.2	4/9/2013 13:01	65.1	10/9/2013 7:31	67.1	14/9/2013 14:01	61.3	21/9/2013 8:31	65.9	26/9/2013 15:01	70.1
30/8/2013 7:01	66.8	4/9/2013 13:31	66.6	10/9/2013 8:01	61.8	14/9/2013 14:31	61.6	21/9/2013 9:01	66.1	26/9/2013 15:31	71.8
30/8/2013 7:31	65.4	4/9/2013 14:01	67.2	10/9/2013 8:31	65.0	14/9/2013 15:01	61.4	21/9/2013 9:31	64.6	26/9/2013 16:01	72.2
30/8/2013 8:01	67.8	4/9/2013 14:31	66.7	10/9/2013 9:01	66.8	14/9/2013 15:31	67.3	21/9/2013 10:01	65.8	26/9/2013 16:31	72.6
30/8/2013 8:31	67.1	4/9/2013 15:01	66.3	10/9/2013 9:31	65.7	14/9/2013 16:01	64.2	21/9/2013 10:31	65.3	26/9/2013 17:01	70.2
30/8/2013 9:01	66.4	4/9/2013 15:31	65.7	10/9/2013 10:01	65.1	14/9/2013 16:31	58.1	21/9/2013 11:01	66.9	26/9/2013 17:31	67.6
30/8/2013 9:31	67.0	4/9/2013 16:01	66.5	10/9/2013 10:31	66.5	14/9/2013 17:01	62.5	21/9/2013 11:31	61.8	26/9/2013 18:01	61.7
30/8/2013 10:01	66.8	4/9/2013 16:31	65.7	10/9/2013 11:01	67.8	14/9/2013 17:31	45.9	21/9/2013 12:01	66.5	26/9/2013 18:31	65.8
30/8/2013 10:31	68.7	4/9/2013 17:01	64.1	10/9/2013 11:31	63.4	14/9/2013 18:01	66.5	21/9/2013 12:31	47.0	27/9/2013 7:01	65.6
30/8/2013 11:01	70.0	4/9/2013 17:31	64.3	10/9/2013 12:01	66.8	14/9/2013 18:31	65.5	21/9/2013 13:01	63.4	27/9/2013 7:31	58.0
30/8/2013 11:31	69.3	4/9/2013 18:01	60.5	10/9/2013 12:31	66.5	16/9/2013 7:01	65.4	21/9/2013 13:31	67.2	27/9/2013 8:01	65.1
30/8/2013 12:01	67.6	4/9/2013 18:31	66.6	10/9/2013 13:01	66.9	16/9/2013 7:31	56.4	21/9/2013 14:01	69.0	27/9/2013 8:31	66.2
30/8/2013 12:31	68.1	5/9/2013 7:01	66.5	10/9/2013 13:31	67.8	16/9/2013 8:01	65.3	21/9/2013 14:31	69.9	27/9/2013 9:01	66.4
30/8/2013 13:01	70.0	5/9/2013 7:31	66.7	10/9/2013 14:01	68.1	16/9/2013 8:31	67.4	21/9/2013 15:01	65.1	27/9/2013 9:31	66.7
30/8/2013 13:31	69.8	5/9/2013 8:01	61.4	10/9/2013 14:31	69.0	16/9/2013 9:01	68.7	21/9/2013 15:31	63.6	27/9/2013 10:01	67.1
30/8/2013 14:01	67.1	5/9/2013 8:31	66.2	10/9/2013 15:01	67.3	16/9/2013 9:31	70.4	21/9/2013 16:01	70.2	27/9/2013 10:31	68.0
30/8/2013 14:31	68.1	5/9/2013 9:01	64.9	10/9/2013 15:31	67.4	16/9/2013 10:01	69.5	21/9/2013 16:31	67.2	27/9/2013 11:01	67.5
30/8/2013 15:01	67.2	5/9/2013 9:31									

Real-time Noise Data		RTN2a (Hong Kong Electric Centre)									
28/8/2013 20:51	63.3	30/8/2013 21:56	63.3	1/9/2013 11:01	63.7	1/9/2013 20:06	63.1	3/9/2013 21:11	64.1	5/9/2013 22:16	64.4
28/8/2013 20:56	63.3	30/8/2013 22:01	63.0	1/9/2013 11:06	64.1	1/9/2013 20:11	62.8	3/9/2013 21:16	64.4	5/9/2013 22:21	64.6
28/8/2013 21:01	62.6	30/8/2013 22:06	63.3	1/9/2013 11:11	64.6	1/9/2013 20:16	63.2	3/9/2013 21:21	63.9	5/9/2013 22:26	64.1
28/8/2013 21:06	63.7	30/8/2013 22:11	63.5	1/9/2013 11:16	64.1	1/9/2013 20:21	62.8	3/9/2013 21:26	64.0	5/9/2013 22:31	64.4
28/8/2013 21:11	62.7	30/8/2013 22:16	63.7	1/9/2013 11:21	64.4	1/9/2013 20:26	63.1	3/9/2013 21:31	63.9	5/9/2013 22:36	64.6
28/8/2013 21:16	62.5	30/8/2013 22:21	62.9	1/9/2013 11:26	63.8	1/9/2013 20:31	63.1	3/9/2013 21:36	64.6	5/9/2013 22:41	64.6
28/8/2013 21:21	63.0	30/8/2013 22:26	63.0	1/9/2013 11:31	64.0	1/9/2013 20:36	62.9	3/9/2013 21:41	64.0	5/9/2013 22:46	64.8
28/8/2013 21:26	63.6	30/8/2013 22:31	63.4	1/9/2013 11:36	64.2	1/9/2013 20:41	63.1	3/9/2013 21:46	64.1	5/9/2013 22:51	64.7
28/8/2013 21:31	63.6	30/8/2013 22:36	62.9	1/9/2013 11:41	63.8	1/9/2013 20:46	62.6	3/9/2013 21:51	64.2	5/9/2013 22:56	64.3
28/8/2013 21:36	62.7	30/8/2013 22:41	63.3	1/9/2013 11:46	63.4	1/9/2013 20:51	63.6	3/9/2013 21:56	63.6	6/9/2013 19:01	63.0
28/8/2013 21:41	63.0	30/8/2013 22:46	62.6	1/9/2013 11:51	63.4	1/9/2013 20:56	62.7	3/9/2013 22:01	63.7	6/9/2013 19:06	62.8
28/8/2013 21:46	62.8	30/8/2013 22:51	62.8	1/9/2013 11:56	64.5	1/9/2013 21:01	63.1	3/9/2013 22:06	64.1	6/9/2013 19:11	62.7
28/8/2013 21:51	63.1	30/8/2013 22:56	62.9	1/9/2013 12:01	64.2	1/9/2013 21:06	62.6	3/9/2013 22:11	63.9	6/9/2013 19:16	63.3
28/8/2013 21:56	63.2	31/8/2013 19:01	65.4	1/9/2013 12:06	64.1	1/9/2013 21:11	62.6	3/9/2013 22:16	63.7	6/9/2013 19:21	62.5
28/8/2013 22:01	63.3	31/8/2013 19:06	65.4	1/9/2013 12:11	63.8	1/9/2013 21:16	63.3	3/9/2013 22:21	63.5	6/9/2013 19:26	62.8
28/8/2013 22:06	62.9	31/8/2013 19:11	65.0	1/9/2013 12:16	63.7	1/9/2013 21:21	62.9	3/9/2013 22:26	63.7	6/9/2013 19:31	63.3
28/8/2013 22:11	63.0	31/8/2013 19:16	65.4	1/9/2013 12:21	64.2	1/9/2013 21:26	63.0	3/9/2013 22:31	63.7	6/9/2013 19:36	62.7
28/8/2013 22:16	62.8	31/8/2013 19:21	65.4	1/9/2013 12:26	64.5	1/9/2013 21:31	63.0	3/9/2013 22:36	62.8	6/9/2013 19:41	64.7
28/8/2013 22:21	63.0	31/8/2013 19:26	65.3	1/9/2013 12:31	63.9	1/9/2013 21:36	63.3	3/9/2013 22:41	63.6	6/9/2013 19:46	65.1
28/8/2013 22:26	62.4	31/8/2013 19:31	65.4	1/9/2013 12:36	65.1	1/9/2013 21:41	62.4	3/9/2013 22:46	63.9	6/9/2013 19:51	64.4
28/8/2013 22:31	62.8	31/8/2013 19:36	65.7	1/9/2013 12:41	64.6	1/9/2013 21:46	63.0	3/9/2013 22:51	63.6	6/9/2013 19:56	64.1
28/8/2013 22:36	62.1	31/8/2013 19:41	65.1	1/9/2013 12:46	64.4	1/9/2013 21:51	64.1	3/9/2013 22:56	62.8	6/9/2013 20:01	64.6
28/8/2013 22:41	63.1	31/8/2013 19:46	65.6	1/9/2013 12:51	64.2	1/9/2013 21:56	63.4	4/9/2013 19:01	65.3	6/9/2013 20:06	65.0
28/8/2013 22:46	62.9	31/8/2013 19:51	65.2	1/9/2013 12:56	64.3	1/9/2013 22:01	62.7	4/9/2013 19:06	65.3	6/9/2013 20:11	64.1
28/8/2013 22:51	62.5	31/8/2013 19:56	65.0	1/9/2013 13:01	64.3	1/9/2013 22:06	62.4	4/9/2013 19:11	65.9	6/9/2013 20:16	63.3
28/8/2013 22:56	62.0	31/8/2013 20:01	64.7	1/9/2013 13:06	64.1	1/9/2013 22:11	62.6	4/9/2013 19:16	65.3	6/9/2013 20:21	63.8
29/8/2013 19:01	64.1	31/8/2013 20:06	65.1	1/9/2013 13:11	64.6	1/9/2013 22:16	63.3	4/9/2013 19:21	65.5	6/9/2013 20:26	62.3
29/8/2013 19:06	63.7	31/8/2013 20:11	64.7	1/9/2013 13:16	64.0	1/9/2013 22:21	63.0	4/9/2013 19:26	65.6	6/9/2013 20:31	62.6
29/8/2013 19:11	64.2	31/8/2013 20:16	64.7	1/9/2013 13:21	64.2	1/9/2013 22:26	62.8	4/9/2013 19:31	64.9	6/9/2013 20:36	62.9
29/8/2013 19:16	64.1	31/8/2013 20:21	65.2	1/9/2013 13:26	65.0	1/9/2013 22:31	62.6	4/9/2013 19:36	65.6	6/9/2013 20:41	63.6
29/8/2013 19:21	63.6	31/8/2013 20:26	64.9	1/9/2013 13:31	65.2	1/9/2013 22:36	62.6	4/9/2013 19:41	65.5	6/9/2013 20:46	63.7
29/8/2013 19:26	64.3	31/8/2013 20:31	64.8	1/9/2013 13:36	65.6	1/9/2013 22:41	62.1	4/9/2013 19:46	65.9	6/9/2013 20:51	63.6
29/8/2013 19:31	64.2	31/8/2013 20:36	65.4	1/9/2013 13:41	65.3	1/9/2013 22:46	62.1	4/9/2013 19:51	65.5	6/9/2013 20:56	65.4
29/8/2013 19:36	63.9	31/8/2013 20:41	65.1	1/9/2013 13:46	64.6	1/9/2013 22:51	63.7	4/9/2013 19:56	65.3	6/9/2013 21:01	64.2
29/8/2013 19:41	63.6	31/8/2013 20:46	65.1	1/9/2013 13:51	64.0	1/9/2013 22:56	61.9	4/9/2013 20:01	65.0	6/9/2013 21:06	64.5
29/8/2013 19:46	63.7	31/8/2013 20:51	64.6	1/9/2013 13:56	64.4	2/9/2013 19:01	63.2	4/9/2013 20:06	65.4	6/9/2013 21:11	64.6
29/8/2013 19:51	63.8	31/8/2013 20:56	65.0	1/9/2013 14:01	64.1	2/9/2013 19:06	63.6	4/9/2013 20:11	65.0	6/9/2013 21:16	64.0
29/8/2013 19:56	63.2	31/8/2013 21:01	64.4	1/9/2013 14:06	64.0	2/9/2013 19:11	64.0	4/9/2013 20:16	65.3	6/9/2013 21:21	64.2
29/8/2013 20:01	62.7	31/8/2013 21:06	65.5	1/9/2013 14:11	63.6	2/9/2013 19:16	64.0	4/9/2013 20:21	65.3	6/9/2013 21:26	63.9
29/8/2013 20:06	62.8	31/8/2013 21:11	64.9	1/9/2013 14:16	63.6	2/9/2013 19:21	64.1	4/9/2013 20:26	65.5	6/9/2013 21:31	64.0
29/8/2013 20:11	62.4	31/8/2013 21:16	65.1	1/9/2013 14:21	63.5	2/9/2013 19:26	63.8	4/9/2013 20:31	64.2	6/9/2013 21:36	63.4
29/8/2013 20:16	63.3	31/8/2013 21:21	64.6	1/9/2013 14:26	63.7	2/9/2013 19:31	63.6	4/9/2013 20:36	65.0	6/9/2013 21:41	63.4
29/8/2013 20:21	63.1	31/8/2013 21:26	64.9	1/9/2013 14:31	64.1	2/9/2013 19:36	63.3	4/9/2013 20:41	64.8	6/9/2013 21:46	63.5
29/8/2013 20:26	63.3	31/8/2013 21:31	64.8	1/9/2013 14:36	63.8	2/9/2013 19:41	63.1	4/9/2013 20:46	64.7	6/9/2013 21:51	64.2
29/8/2013 20:31	62.6	31/8/2013 21:36	65.5	1/9/2013 14:41	63.3	2/9/2013 19:46	63.2	4/9/2013 20:51	64.9	6/9/2013 21:56	64.0
29/8/2013 20:36	62.9	31/8/2013 21:41	64.6	1/9/2013 14:46	63.6	2/9/2013 19:51	63.3	4/9/2013 20:56	64.6	6/9/2013 22:01	64.0
29/8/2013 20:41	62.7	31/8/2013 21:46	64.6	1/9/2013 14:51	64.2	2/9/2013 19:56	63.4	4/9/2013 21:01	64.5	6/9/2013 22:06	63.6
29/8/2013 20:46	61.9	31/8/2013 21:51	64.8	1/9/2013 14:56	64.0	2/9/2013 20:01	63.8	4/9/2013 21:06	64.7	6/9/2013 22:11	64.2
29/8/2013 20:51	63.1	31/8/2013 21:56	64.9	1/9/2013 15:01	64.2	2/9/2013 20:06	65.0	4/9/2013 21:11	64.6	6/9/2013 22:16	64.0
29/8/2013 20:56	62.9	31/8/2013 22:01	64.8	1/9/2013 15:06	64.5	2/9/2013 20:11	67.4	4/9/2013 21:16	64.5	6/9/2013 22:21	63.7
29/8/2013 21:01	62.6	31/8/2013 22:06	64.9	1/9/2013 15:11	64.5	2/9/2013 20:16	68.2	4/9/2013 21:21	64.6	6/9/2013 22:26	63.3
29/8/2013 21:06	62.5	31/8/2013 22:11	64.8	1/9/2013 15:16	63.9	2/9/2013 20:21	66.7	4/9/2013 21:26	64.6	6/9/2013 22:31	63.4
29/8/2013 21:11	63.0	31/8/2013 22:16	64.7	1/9/2013 15:21	64.0	2/9/2013 20:26	65.9	4/9/2013 21:31	64.7	6/9/2013 22:36	63.9
29/8/2013 21:16	62.4	31/8/2013 22:21	64.6	1/9/2013 15:26	64.7	2/9/2013 20:31	66.1	4/9/2013 21:36	64.5	6/9/2013 22:41	63.1
29/8/2013 21:21	62.5	31/8/2013 22:26	64.8	1/9/2013 15:31	65.4	2/9/2013 20:36	67.5	4/9/2013 21:41	64.5	6/9/2013 22:46	62.6
29/8/2013 21:26	62.7	31/8/2013 22:31	64.4	1/9/2013 15:36	64.2	2/9/2013 20:41	66.8	4/9/2013 21:46	64.1	6/9/2013 22:51	62.8
29/8/2013 21:31	62.6	31/8/2013 22:36	64.7	1/9/2013 15:41	64.1	2/9/2013 20:46	65.4	4/9/2013 21:51	64.5	6/9/2013 22:56	63.9
29/8/2013 21:36	62.8	31/8/2013 22:41	64.6	1/9/2013 15:46	64.3	2/9/2013 20:51	65.0	4/9/2013 21:56	64.1	7/9/2013 19:01	64.2
29/8/2013 21:41	62.5	31/8/2013 22:46	64.7	1/9/2013 15:51	64.5	2/9/2013 20:56	65.0	4/9/2013 22:01	66.8	7/9/2013 19:06	64.3
29/8/2013 21:46	62.3	31/8/2013 22:51	64.3	1/9/2013 15:56	64.6	2/9/2013 21:01	64.9	4/9/2013 22:06	66.0	7/9/2013 19:11	64.4
29/8/2013 21:51	62.6	31/8/2013 22:56	64.0	1/9/2013 16:01	64.5	2/9/2013 21:06	64.6	4/9/2013 22:11	64.8	7/9/2013 19:16	63.1
29/8/2013 21:56	62.6	1/9/2013 7:01	61.3	1/9/2013 16:06	64.2	2/9/2013 21:11	64.2	4/9/2013 22:16	65.2	7/9/2013 19:21	64.7
29/8/2013 22:01	62.1	1/9/2013 7:06	61.3	1/9/2013 16:11	63.7	2/9/2013 21:16	64.4	4/9/2013 22:21	65.1	7/9/2013 19:26	63.7
29/8/2013 22:06	62.7	1/9/2013 7:11	62.2	1/9/2013 16:16	64.1	2/9/2013 21:21	64.6	4/9/2013 22:26	64.3	7/9/2013 19:31	64.9
29/8/2013 22:11	62.4	1/9/2013 7:16	62.3	1/9/2013 16:21	63.5	2/9/2013 21:26	64.3	4/9/2013 22:31	64.2	7/9/2013 19:36	64.5
29/8/2013 22:16	62.2	1/9/2013 7:21	64.3	1/9/2013 16:26	64.1	2/9/2013 21:31	63.9	4/9/2013 22:36	64.6	7/9/2013 19:41	64.3
29/8/2013 22:21	62.6	1/9/2013 7:26	65.2	1/9/2013 16:31	64.2	2/9/2013 21:36	67.9	4/9/2013 22:41	67.0	7/9/2013 19:46	64.0
29/8/2013 22:26	62.4	1/9/2013 7:31	62.4	1/9/2013 16:36	64.4	2/9/2013 21:41	68.0	4/9/2013 22:46	69.3	7/9/2013 19:51	63.9
29/8/2013 22:31	62.0	1/9/2013 7:36	64.1	1/9/2013 16:41	63.6	2/9/2013 21:46	67.7	4/9/2013 22:51	65.9	7/9/2013 19:56	63.1
29/8/2013 22:36	62.6	1/9/2013 7:41	62.5	1/9/2013 16:46	63.7	2/9/2013 21:51	68.1	4/9/2013 22:56	65.8	7/9/2013 20:01	63.6
29/8/2013 22:41	63.0	1/9/									

Real-time Noise Data		RTN2a (Hong Kong Electric Centre)									
8/9/2013 7:21	59.7	8/9/2013 16:26	63.6	9/9/2013 21:31	62.9	11/9/2013 22:36	62.2	14/9/2013 19:41	63.7	15/9/2013 12:46	63.3
8/9/2013 7:26	61.4	8/9/2013 16:31	63.4	9/9/2013 21:36	63.4	11/9/2013 22:41	62.2	14/9/2013 19:46	64.5	15/9/2013 12:51	64.6
8/9/2013 7:31	60.0	8/9/2013 16:36	62.9	9/9/2013 21:41	62.9	11/9/2013 22:46	62.0	14/9/2013 19:51	64.5	15/9/2013 12:56	63.2
8/9/2013 7:36	61.1	8/9/2013 16:41	63.3	9/9/2013 21:46	63.5	11/9/2013 22:51	62.3	14/9/2013 19:56	63.6	15/9/2013 13:01	63.1
8/9/2013 7:41	59.9	8/9/2013 16:46	63.8	9/9/2013 21:51	62.5	11/9/2013 22:56	62.8	14/9/2013 20:01	63.8	15/9/2013 13:06	62.9
8/9/2013 7:46	60.5	8/9/2013 16:51	63.7	9/9/2013 21:56	62.4	11/9/2013 23:01	62.1	14/9/2013 20:06	64.0	15/9/2013 13:11	63.2
8/9/2013 7:51	62.3	8/9/2013 16:56	63.8	9/9/2013 22:01	62.4	11/9/2013 23:06	63.7	14/9/2013 20:11	63.7	15/9/2013 13:16	63.5
8/9/2013 7:56	60.4	8/9/2013 17:01	63.0	9/9/2013 22:06	62.0	11/9/2013 23:11	61.9	14/9/2013 20:16	63.5	15/9/2013 13:21	62.8
8/9/2013 8:01	59.0	8/9/2013 17:06	63.4	9/9/2013 22:11	62.1	11/9/2013 23:16	61.9	14/9/2013 20:21	63.6	15/9/2013 13:26	63.6
8/9/2013 8:06	61.3	8/9/2013 17:11	63.4	9/9/2013 22:16	62.2	11/9/2013 23:21	63.0	14/9/2013 20:26	64.1	15/9/2013 13:31	63.3
8/9/2013 8:11	60.7	8/9/2013 17:16	63.6	9/9/2013 22:21	62.4	11/9/2013 23:26	63.3	14/9/2013 20:31	63.7	15/9/2013 13:36	63.4
8/9/2013 8:16	62.2	8/9/2013 17:21	63.8	9/9/2013 22:26	63.0	11/9/2013 23:31	62.5	14/9/2013 20:36	62.5	15/9/2013 13:41	63.3
8/9/2013 8:21	63.4	8/9/2013 17:26	63.6	9/9/2013 22:31	62.8	11/9/2013 23:36	62.7	14/9/2013 20:41	62.9	15/9/2013 13:46	63.9
8/9/2013 8:26	62.4	8/9/2013 17:31	63.6	9/9/2013 22:36	62.2	11/9/2013 23:41	63.3	14/9/2013 20:46	62.9	15/9/2013 13:51	63.3
8/9/2013 8:31	63.3	8/9/2013 17:36	64.2	9/9/2013 22:41	62.7	11/9/2013 23:46	63.0	14/9/2013 20:51	62.8	15/9/2013 13:56	63.0
8/9/2013 8:36	62.7	8/9/2013 17:41	63.6	9/9/2013 22:46	62.3	11/9/2013 23:51	63.6	14/9/2013 20:56	63.5	15/9/2013 14:01	63.0
8/9/2013 8:41	63.0	8/9/2013 17:46	63.6	9/9/2013 22:51	62.8	11/9/2013 23:56	62.9	14/9/2013 21:01	63.4	15/9/2013 14:06	63.2
8/9/2013 8:46	62.7	8/9/2013 17:51	63.3	9/9/2013 22:56	61.8	11/9/2013 24:01	64.2	14/9/2013 21:06	63.6	15/9/2013 14:11	63.4
8/9/2013 8:51	62.8	8/9/2013 17:56	63.3	10/9/2013 19:01	63.2	11/9/2013 24:06	63.4	14/9/2013 21:11	63.0	15/9/2013 14:16	63.4
8/9/2013 8:56	63.3	8/9/2013 18:01	63.7	10/9/2013 19:06	63.7	11/9/2013 24:11	63.5	14/9/2013 21:16	63.8	15/9/2013 14:21	63.1
8/9/2013 9:01	62.6	8/9/2013 18:06	63.5	10/9/2013 19:11	63.6	11/9/2013 24:16	63.7	14/9/2013 21:21	64.4	15/9/2013 14:26	63.3
8/9/2013 9:06	63.1	8/9/2013 18:11	63.5	10/9/2013 19:16	63.5	11/9/2013 24:21	63.3	14/9/2013 21:26	63.0	15/9/2013 14:31	63.3
8/9/2013 9:11	62.8	8/9/2013 18:16	63.5	10/9/2013 19:21	63.6	11/9/2013 24:26	64.4	14/9/2013 21:31	63.7	15/9/2013 14:36	63.6
8/9/2013 9:16	63.5	8/9/2013 18:21	63.6	10/9/2013 19:26	63.8	11/9/2013 24:31	63.7	14/9/2013 21:36	63.1	15/9/2013 14:41	64.7
8/9/2013 9:21	63.8	8/9/2013 18:26	63.7	10/9/2013 19:31	63.4	11/9/2013 24:36	63.7	14/9/2013 21:41	63.9	15/9/2013 14:46	63.8
8/9/2013 9:26	63.9	8/9/2013 18:31	63.6	10/9/2013 19:36	64.2	11/9/2013 24:41	63.0	14/9/2013 21:46	63.8	15/9/2013 14:51	63.8
8/9/2013 9:31	64.9	8/9/2013 18:36	64.1	10/9/2013 19:41	63.6	11/9/2013 24:46	63.2	14/9/2013 21:51	63.5	15/9/2013 14:56	64.0
8/9/2013 9:36	64.8	8/9/2013 18:41	63.9	10/9/2013 19:46	63.5	11/9/2013 24:51	63.6	14/9/2013 21:56	63.2	15/9/2013 15:01	63.5
8/9/2013 9:41	64.0	8/9/2013 18:46	64.1	10/9/2013 19:51	63.7	11/9/2013 24:56	63.2	14/9/2013 22:01	63.3	15/9/2013 15:06	63.8
8/9/2013 9:46	63.5	8/9/2013 18:51	63.3	10/9/2013 19:56	64.1	11/9/2013 25:01	63.1	14/9/2013 22:06	62.9	15/9/2013 15:11	63.0
8/9/2013 9:51	64.7	8/9/2013 18:56	63.7	10/9/2013 20:01	63.0	11/9/2013 25:06	63.2	14/9/2013 22:11	63.2	15/9/2013 15:16	64.1
8/9/2013 9:56	64.7	8/9/2013 19:01	63.2	10/9/2013 20:06	64.1	11/9/2013 25:11	63.1	14/9/2013 22:16	63.3	15/9/2013 15:21	63.9
8/9/2013 10:01	63.4	8/9/2013 19:06	63.4	10/9/2013 20:11	63.5	11/9/2013 25:16	63.4	14/9/2013 22:21	62.7	15/9/2013 15:26	63.4
8/9/2013 10:06	63.5	8/9/2013 19:11	63.2	10/9/2013 20:16	63.1	11/9/2013 25:21	63.7	14/9/2013 22:26	62.7	15/9/2013 15:31	63.5
8/9/2013 10:11	64.0	8/9/2013 19:16	63.5	10/9/2013 20:21	63.7	11/9/2013 25:26	63.7	14/9/2013 22:31	63.5	15/9/2013 15:36	63.2
8/9/2013 10:16	64.5	8/9/2013 19:21	62.9	10/9/2013 20:26	62.8	11/9/2013 25:31	63.2	14/9/2013 22:36	62.7	15/9/2013 15:41	63.5
8/9/2013 10:21	64.0	8/9/2013 19:26	62.6	10/9/2013 20:31	63.2	11/9/2013 25:36	63.2	14/9/2013 22:41	62.2	15/9/2013 15:46	63.3
8/9/2013 10:26	65.9	8/9/2013 19:31	63.2	10/9/2013 20:36	63.4	11/9/2013 25:41	63.0	14/9/2013 22:46	62.5	15/9/2013 15:51	66.3
8/9/2013 10:31	63.1	8/9/2013 19:36	63.8	10/9/2013 20:41	63.6	11/9/2013 25:46	63.3	14/9/2013 22:51	63.0	15/9/2013 15:56	63.5
8/9/2013 10:36	62.9	8/9/2013 19:41	63.3	10/9/2013 20:46	63.0	11/9/2013 25:51	63.1	14/9/2013 22:56	63.1	15/9/2013 16:01	63.5
8/9/2013 10:41	63.6	8/9/2013 19:46	62.9	10/9/2013 20:51	63.5	11/9/2013 25:56	63.5	15/9/2013 7:01	59.1	15/9/2013 16:06	63.6
8/9/2013 10:46	63.3	8/9/2013 19:51	63.2	10/9/2013 20:56	62.9	11/9/2013 26:01	63.0	15/9/2013 7:06	59.2	15/9/2013 16:11	63.7
8/9/2013 10:51	64.4	8/9/2013 19:56	63.4	10/9/2013 21:01	64.1	11/9/2013 26:06	63.0	15/9/2013 7:11	60.5	15/9/2013 16:16	63.5
8/9/2013 10:56	64.7	8/9/2013 20:01	62.6	10/9/2013 21:06	62.3	11/9/2013 26:11	62.7	15/9/2013 7:16	60.4	15/9/2013 16:21	63.5
8/9/2013 11:01	63.7	8/9/2013 20:06	62.7	10/9/2013 21:11	63.0	11/9/2013 26:16	62.7	15/9/2013 7:21	64.6	15/9/2013 16:26	63.5
8/9/2013 11:06	64.2	8/9/2013 20:11	62.3	10/9/2013 21:16	62.7	11/9/2013 26:21	63.3	15/9/2013 7:26	60.9	15/9/2013 16:31	62.9
8/9/2013 11:11	62.9	8/9/2013 20:16	62.0	10/9/2013 21:21	62.5	11/9/2013 26:26	63.2	15/9/2013 7:31	60.9	15/9/2013 16:36	62.8
8/9/2013 11:16	64.0	8/9/2013 20:21	62.3	10/9/2013 21:26	62.7	11/9/2013 26:31	62.7	15/9/2013 7:36	59.1	15/9/2013 16:41	63.8
8/9/2013 11:21	64.5	8/9/2013 20:26	62.9	10/9/2013 21:31	63.1	11/9/2013 26:36	62.5	15/9/2013 7:41	61.7	15/9/2013 16:46	63.3
8/9/2013 11:26	64.0	8/9/2013 20:31	63.0	10/9/2013 21:36	63.3	11/9/2013 26:41	63.1	15/9/2013 7:46	62.5	15/9/2013 16:51	62.8
8/9/2013 11:31	65.1	8/9/2013 20:36	63.3	10/9/2013 21:41	62.1	11/9/2013 26:46	63.5	15/9/2013 7:51	61.8	15/9/2013 16:56	62.8
8/9/2013 11:36	64.1	8/9/2013 20:41	62.8	10/9/2013 21:46	63.2	11/9/2013 26:51	62.4	15/9/2013 7:56	60.4	15/9/2013 17:01	63.5
8/9/2013 11:41	64.4	8/9/2013 20:46	63.2	10/9/2013 21:51	63.0	11/9/2013 26:56	62.5	15/9/2013 8:01	60.2	15/9/2013 17:06	63.0
8/9/2013 11:46	64.3	8/9/2013 20:51	62.8	10/9/2013 21:56	63.8	11/9/2013 27:01	56.9	15/9/2013 8:06	61.7	15/9/2013 17:11	63.3
8/9/2013 11:51	65.1	8/9/2013 20:56	63.5	10/9/2013 22:01	62.9	11/9/2013 27:06	58.5	15/9/2013 8:11	61.6	15/9/2013 17:16	63.3
8/9/2013 11:56	63.8	8/9/2013 21:01	62.3	10/9/2013 22:06	62.6	11/9/2013 27:11	58.4	15/9/2013 8:16	62.3	15/9/2013 17:21	62.9
8/9/2013 12:01	64.1	8/9/2013 21:06	63.2	10/9/2013 22:11	62.4	11/9/2013 27:16	56.6	15/9/2013 8:21	62.0	15/9/2013 17:26	63.8
8/9/2013 12:06	65.4	8/9/2013 21:11	62.6	10/9/2013 22:16	62.4	11/9/2013 27:21	56.3	15/9/2013 8:26	62.4	15/9/2013 17:31	63.2
8/9/2013 12:11	64.5	8/9/2013 21:16	62.5	10/9/2013 22:21	61.9	11/9/2013 27:26	60.5	15/9/2013 8:31	63.8	15/9/2013 17:36	63.1
8/9/2013 12:16	64.1	8/9/2013 21:21	62.4	10/9/2013 22:26	62.7	11/9/2013 27:31	61.9	15/9/2013 8:36	62.4	15/9/2013 17:41	63.1
8/9/2013 12:21	64.2	8/9/2013 21:26	62.8	10/9/2013 22:31	61.7	11/9/2013 27:36	62.5	15/9/2013 8:41	61.8	15/9/2013 17:46	63.4
8/9/2013 12:26	63.7	8/9/2013 21:31	62.8	10/9/2013 22:36	62.1	11/9/2013 27:41	62.1	15/9/2013 8:46	62.6	15/9/2013 17:51	63.1
8/9/2013 12:31	64.2	8/9/2013 21:36	65.2	10/9/2013 22:41	62.7	11/9/2013 27:46	62.9	15/9/2013 8:51	62.5	15/9/2013 17:56	62.8
8/9/2013 12:36	63.5	8/9/2013 21:41	62.5	10/9/2013 22:46	62.9	11/9/2013 27:51	63.0	15/9/2013 8:56	62.7	15/9/2013 18:01	63.4
8/9/2013 12:41	63.1	8/9/2013 21:46	62.7	10/9/2013 22:51	62.0	11/9/2013 27:56	64.5	15/9/2013 9:01	62.1	15/9/2013 18:06	63.0
8/9/2013 12:46	64.1	8/9/2013 21:51	62.0	10/9/2013 22:56	62.6	11/9/2013 28:01	64.2	15/9/2013 9:06	62.4	15/9/2013 18:11	62.6
8/9/2013 12:51	63.5	8/9/2013 21:56	62.3	11/9/2013 19:01	63.3	11/9/2013 28:06	64.0	15/9/2013 9:11	62.4	15/9/2013 18:16	63.7
8/9/2013 12:56	63.7	8/9/2013 22:01	62.1	11/9/2013 19:06	63.1	11/9/2013 28:11	64.8	15/9/2013 9:16	62.2	15/9/2013 18:21	63.0
8/9/2013 13:01	64.0	8/9/2013 22:06	62.1	11/9/2013 19:11	63.4	11/9/2013 28:16	65.3	15/9/2013 9:21	62.2	15/9/2013 18:26	63.1
8/9/2013 13:06	64.2	8/9/2013 22:11	63.7	11/9/2013 19:16	63.3	11/9/2013 28:21	65.2	15/9/2013 9:26			

Real-time Noise Data	RTN2a (Hong Kong Electric Centre)										
15/9/2013 21:51	62.3	17/9/2013 22:56	62.5	20/9/2013 8:01	61.0	20/9/2013 17:06	62.4	21/9/2013 22:11	61.9	22/9/2013 15:16	64.7
15/9/2013 21:56	62.2	18/9/2013 19:01	62.1	20/9/2013 8:06	60.5	20/9/2013 17:11	62.3	21/9/2013 22:16	62.4	22/9/2013 15:21	65.2
15/9/2013 22:01	61.7	18/9/2013 19:06	62.6	20/9/2013 8:11	61.1	20/9/2013 17:16	63.4	21/9/2013 22:21	61.4	22/9/2013 15:26	64.8
15/9/2013 22:06	62.4	18/9/2013 19:11	62.6	20/9/2013 8:16	60.9	20/9/2013 17:21	63.1	21/9/2013 22:26	61.7	22/9/2013 15:31	65.1
15/9/2013 22:11	65.0	18/9/2013 19:16	61.6	20/9/2013 8:21	61.1	20/9/2013 17:26	62.3	21/9/2013 22:31	64.3	22/9/2013 15:36	64.9
15/9/2013 22:16	59.6	18/9/2013 19:21	63.0	20/9/2013 8:26	60.8	20/9/2013 17:31	63.0	21/9/2013 22:36	62.2	22/9/2013 15:41	65.3
15/9/2013 22:21	60.5	18/9/2013 19:26	62.1	20/9/2013 8:31	61.2	20/9/2013 17:36	62.7	21/9/2013 22:41	62.1	22/9/2013 15:46	65.0
15/9/2013 22:26	61.3	18/9/2013 19:31	63.2	20/9/2013 8:36	61.3	20/9/2013 17:41	62.6	21/9/2013 22:46	61.5	22/9/2013 15:51	64.7
15/9/2013 22:31	60.1	18/9/2013 19:36	61.7	20/9/2013 8:41	61.5	20/9/2013 17:46	62.8	21/9/2013 22:51	62.2	22/9/2013 15:56	65.0
15/9/2013 22:36	60.4	18/9/2013 19:41	61.9	20/9/2013 8:46	62.5	20/9/2013 17:51	62.9	21/9/2013 22:56	61.1	22/9/2013 16:01	65.6
15/9/2013 22:41	61.0	18/9/2013 19:46	62.3	20/9/2013 8:51	61.8	20/9/2013 17:56	63.1	22/9/2013 7:01	58.3	22/9/2013 16:06	65.7
15/9/2013 22:46	60.0	18/9/2013 19:51	63.9	20/9/2013 8:56	61.3	20/9/2013 18:01	62.5	22/9/2013 7:06	59.3	22/9/2013 16:11	65.1
15/9/2013 22:51	60.7	18/9/2013 19:56	63.6	20/9/2013 9:01	61.6	20/9/2013 18:06	65.1	22/9/2013 7:11	58.6	22/9/2013 16:16	65.6
15/9/2013 22:56	62.5	18/9/2013 20:01	63.5	20/9/2013 9:06	61.9	20/9/2013 18:11	62.8	22/9/2013 7:16	59.1	22/9/2013 16:21	66.6
16/9/2013 19:01	64.5	18/9/2013 20:06	63.2	20/9/2013 9:11	61.3	20/9/2013 18:16	63.4	22/9/2013 7:21	58.7	22/9/2013 16:26	65.5
16/9/2013 19:06	62.6	18/9/2013 20:11	64.1	20/9/2013 9:16	62.1	20/9/2013 18:21	63.3	22/9/2013 7:26	59.4	22/9/2013 16:31	65.5
16/9/2013 19:11	62.0	18/9/2013 20:16	63.4	20/9/2013 9:21	62.0	20/9/2013 18:26	63.5	22/9/2013 7:31	57.0	22/9/2013 16:36	66.3
16/9/2013 19:16	62.7	18/9/2013 20:21	63.1	20/9/2013 9:26	62.4	20/9/2013 18:31	63.0	22/9/2013 7:36	58.7	22/9/2013 16:41	65.5
16/9/2013 19:21	62.4	18/9/2013 20:26	63.1	20/9/2013 9:31	65.7	20/9/2013 18:36	62.9	22/9/2013 7:41	59.4	22/9/2013 16:46	65.7
16/9/2013 19:26	62.4	18/9/2013 20:31	63.2	20/9/2013 9:36	62.5	20/9/2013 18:41	62.9	22/9/2013 7:46	60.8	22/9/2013 16:51	66.1
16/9/2013 19:31	62.3	18/9/2013 20:36	63.3	20/9/2013 9:41	62.7	20/9/2013 18:46	62.5	22/9/2013 7:51	59.3	22/9/2013 16:56	65.9
16/9/2013 19:36	62.0	18/9/2013 20:41	63.7	20/9/2013 9:46	61.5	20/9/2013 18:51	62.2	22/9/2013 7:56	58.5	22/9/2013 17:01	65.6
16/9/2013 19:41	62.7	18/9/2013 20:46	63.3	20/9/2013 9:51	62.1	20/9/2013 18:56	61.8	22/9/2013 8:01	59.7	22/9/2013 17:06	65.6
16/9/2013 19:46	62.8	18/9/2013 20:51	62.8	20/9/2013 9:56	62.5	20/9/2013 19:01	62.5	22/9/2013 8:06	59.5	22/9/2013 17:11	65.0
16/9/2013 19:51	64.7	18/9/2013 20:56	63.4	20/9/2013 10:01	62.2	20/9/2013 19:06	62.8	22/9/2013 8:11	59.2	22/9/2013 17:16	65.0
16/9/2013 19:56	64.0	18/9/2013 21:01	62.8	20/9/2013 10:06	62.3	20/9/2013 19:11	62.8	22/9/2013 8:16	60.0	22/9/2013 17:21	66.0
16/9/2013 20:01	64.0	18/9/2013 21:06	62.9	20/9/2013 10:11	61.9	20/9/2013 19:16	62.4	22/9/2013 8:21	60.5	22/9/2013 17:26	65.2
16/9/2013 20:06	64.4	18/9/2013 21:11	63.6	20/9/2013 10:16	62.3	20/9/2013 19:21	62.6	22/9/2013 8:26	60.0	22/9/2013 17:31	65.7
16/9/2013 20:11	64.6	18/9/2013 21:16	63.6	20/9/2013 10:21	62.8	20/9/2013 19:26	62.6	22/9/2013 8:31	59.2	22/9/2013 17:36	65.5
16/9/2013 20:16	63.8	18/9/2013 21:21	63.5	20/9/2013 10:26	62.7	20/9/2013 19:31	62.2	22/9/2013 8:36	60.2	22/9/2013 17:41	67.2
16/9/2013 20:21	64.1	18/9/2013 21:26	63.1	20/9/2013 10:31	62.9	20/9/2013 19:36	61.6	22/9/2013 8:41	60.7	22/9/2013 17:46	68.4
16/9/2013 20:26	63.8	18/9/2013 21:31	63.1	20/9/2013 10:36	62.7	20/9/2013 19:41	61.6	22/9/2013 8:46	60.8	22/9/2013 17:51	66.4
16/9/2013 20:31	63.3	18/9/2013 21:36	63.6	20/9/2013 10:41	62.5	20/9/2013 19:46	62.4	22/9/2013 8:51	60.1	22/9/2013 17:56	65.5
16/9/2013 20:36	65.2	18/9/2013 21:41	63.6	20/9/2013 10:46	62.9	20/9/2013 19:51	62.0	22/9/2013 8:56	61.9	22/9/2013 18:01	65.4
16/9/2013 20:41	63.6	18/9/2013 21:46	63.1	20/9/2013 10:51	62.8	20/9/2013 19:56	61.6	22/9/2013 9:01	61.0	22/9/2013 18:06	65.3
16/9/2013 20:46	62.9	18/9/2013 21:51	63.0	20/9/2013 10:56	63.3	20/9/2013 20:01	61.7	22/9/2013 9:06	60.6	22/9/2013 18:11	65.6
16/9/2013 20:51	63.7	18/9/2013 21:56	63.6	20/9/2013 11:01	62.6	20/9/2013 20:06	61.9	22/9/2013 9:11	61.5	22/9/2013 18:16	66.6
16/9/2013 20:56	63.1	18/9/2013 22:01	62.9	20/9/2013 11:06	63.0	20/9/2013 20:11	62.8	22/9/2013 9:16	63.4	22/9/2013 18:21	65.4
16/9/2013 21:01	63.3	18/9/2013 22:06	63.6	20/9/2013 11:11	62.5	20/9/2013 20:16	61.8	22/9/2013 9:21	61.3	22/9/2013 18:26	65.9
16/9/2013 21:06	63.3	18/9/2013 22:11	62.8	20/9/2013 11:16	63.2	20/9/2013 20:21	62.6	22/9/2013 9:26	61.9	22/9/2013 18:31	66.2
16/9/2013 21:11	62.7	18/9/2013 22:16	64.6	20/9/2013 11:21	62.5	20/9/2013 20:26	62.3	22/9/2013 9:31	62.1	22/9/2013 18:36	67.7
16/9/2013 21:16	63.3	18/9/2013 22:21	63.2	20/9/2013 11:26	62.7	20/9/2013 20:31	62.5	22/9/2013 9:36	61.8	22/9/2013 18:41	66.2
16/9/2013 21:21	62.8	18/9/2013 22:26	63.3	20/9/2013 11:31	62.3	20/9/2013 20:36	62.6	22/9/2013 9:41	62.4	22/9/2013 18:46	64.8
16/9/2013 21:26	63.5	18/9/2013 22:31	63.8	20/9/2013 11:36	62.9	20/9/2013 20:41	62.7	22/9/2013 9:46	61.8	22/9/2013 18:51	65.5
16/9/2013 21:31	63.0	18/9/2013 22:36	63.2	20/9/2013 11:41	63.0	20/9/2013 20:46	62.2	22/9/2013 9:51	62.0	22/9/2013 18:56	65.0
16/9/2013 21:36	62.8	18/9/2013 22:41	64.0	20/9/2013 11:46	63.6	20/9/2013 20:51	61.7	22/9/2013 9:56	62.1	22/9/2013 19:01	68.8
16/9/2013 21:41	63.2	18/9/2013 22:46	63.3	20/9/2013 11:51	62.3	20/9/2013 20:56	62.5	22/9/2013 10:01	61.9	22/9/2013 19:06	67.4
16/9/2013 21:46	62.7	18/9/2013 22:51	64.8	20/9/2013 11:56	63.0	20/9/2013 21:01	61.8	22/9/2013 10:06	62.5	22/9/2013 19:11	67.2
16/9/2013 21:51	63.3	18/9/2013 22:56	62.4	20/9/2013 12:01	63.3	20/9/2013 21:06	62.8	22/9/2013 10:11	62.1	22/9/2013 19:16	72.3
16/9/2013 21:56	63.2	19/9/2013 19:01	60.2	20/9/2013 12:06	62.7	20/9/2013 21:11	61.9	22/9/2013 10:16	62.2	22/9/2013 19:21	74.2
16/9/2013 22:01	63.0	19/9/2013 19:06	60.9	20/9/2013 12:11	62.8	20/9/2013 21:16	61.7	22/9/2013 10:21	61.2	22/9/2013 19:26	71.0
16/9/2013 22:06	63.4	19/9/2013 19:11	60.2	20/9/2013 12:16	62.8	20/9/2013 21:21	61.8	22/9/2013 10:26	61.9	22/9/2013 19:31	71.2
16/9/2013 22:11	63.1	19/9/2013 19:16	60.1	20/9/2013 12:21	62.7	20/9/2013 21:26	62.1	22/9/2013 10:31	61.8	22/9/2013 19:36	69.8
16/9/2013 22:16	62.4	19/9/2013 19:21	59.9	20/9/2013 12:26	62.9	20/9/2013 21:31	62.3	22/9/2013 10:36	64.3	22/9/2013 19:41	70.7
16/9/2013 22:21	63.4	19/9/2013 19:26	60.2	20/9/2013 12:31	63.3	20/9/2013 21:36	62.5	22/9/2013 10:41	62.0	22/9/2013 19:46	68.6
16/9/2013 22:26	62.8	19/9/2013 19:31	60.8	20/9/2013 12:36	62.1	20/9/2013 21:41	62.7	22/9/2013 10:46	61.9	22/9/2013 19:51	70.0
16/9/2013 22:31	62.7	19/9/2013 19:36	62.8	20/9/2013 12:41	62.9	20/9/2013 21:46	62.6	22/9/2013 10:51	62.9	22/9/2013 19:56	69.1
16/9/2013 22:36	62.3	19/9/2013 19:41	63.0	20/9/2013 12:46	64.2	20/9/2013 21:51	63.1	22/9/2013 10:56	63.0	22/9/2013 20:01	72.3
16/9/2013 22:41	62.7	19/9/2013 19:46	62.9	20/9/2013 12:51	63.0	20/9/2013 21:56	62.6	22/9/2013 11:01	63.3	22/9/2013 20:06	74.3
16/9/2013 22:46	62.1	19/9/2013 19:51	63.1	20/9/2013 12:56	63.4	20/9/2013 22:01	62.4	22/9/2013 11:06	63.2	22/9/2013 20:11	76.8
16/9/2013 22:51	62.9	19/9/2013 19:56	63.2	20/9/2013 13:01	62.7	20/9/2013 22:06	62.2	22/9/2013 11:11	63.4	22/9/2013 20:16	73.0
16/9/2013 22:56	62.2	19/9/2013 20:01	62.7	20/9/2013 13:06	63.4	20/9/2013 22:11	62.2	22/9/2013 11:16	63.9	22/9/2013 20:21	74.9
17/9/2013 19:01	63.7	19/9/2013 20:06	63.1	20/9/2013 13:11	63.4	20/9/2013 22:16	62.5	22/9/2013 11:21	63.6	22/9/2013 20:26	75.8
17/9/2013 19:06	64.5	19/9/2013 20:11	62.5	20/9/2013 13:16	63.2	20/9/2013 22:21	62.2	22/9/2013 11:26	63.5	22/9/2013 20:31	77.3
17/9/2013 19:11	64.3	19/9/2013 20:16	62.7	20/9/2013 13:21	63.1	20/9/2013 22:26	62.0	22/9/2013 11:31	63.6	22/9/2013 20:36	79.9
17/9/2013 19:16	63.6	19/9/2013 20:21	63.1	20/9/2013 13:26	62.9	20/9/2013 22:31	62.3	22/9/2013 11:36	63.8	22/9/2013 20:41	78.4
17/9/2013 19:21	64.0	19/9/2013 20:26	62.7	20/9/2013 13:31	62.1	20/9/2013 22:36	63.1	22/9/2013 11:41	63.3	22/9/2013 20:46	78.8
17/9/2013 19:26	64.0	19/9/2013 20:31	62.0	20/9/2013 13:36	63.0	20/9/2013 22:41	62.7	22/9/2013 11:46	63.3	22/9/2013 20:51	77.5
17/9/2013 19:31	63.9	19/9/2013 20:36	62.8	20/9/2013 13:41	62.5	20/9/2013 22:46	62.0	22/9/2013 11:51	63.7	22/9/2013 20:56</	

Real-time Noise Data	RTN2a (Hong Kong Electric Centre)										
23/9/2013 20:21	63.8	25/9/2013 21:26	64.9	27/9/2013 22:31	63.2	29/8/2013 0:21	62.6	30/8/2013 1:26	61.2	31/8/2013 2:31	62.0
23/9/2013 20:26	63.1	25/9/2013 21:31	63.3	27/9/2013 22:36	63.2	29/8/2013 0:26	62.6	30/8/2013 1:31	61.1	31/8/2013 2:36	62.2
23/9/2013 20:31	64.2	25/9/2013 21:36	63.6	27/9/2013 22:41	63.5	29/8/2013 0:31	63.1	30/8/2013 1:36	61.2	31/8/2013 2:41	62.5
23/9/2013 20:36	63.2	25/9/2013 21:41	63.3	27/9/2013 22:46	63.2	29/8/2013 0:36	62.0	30/8/2013 1:41	60.7	31/8/2013 2:46	62.4
23/9/2013 20:41	63.3	25/9/2013 21:46	63.7	27/9/2013 22:51	63.1	29/8/2013 0:41	62.6	30/8/2013 1:46	61.3	31/8/2013 2:51	61.6
23/9/2013 20:46	63.5	25/9/2013 21:51	63.3			29/8/2013 0:46	62.3	30/8/2013 1:51	63.8	31/8/2013 2:56	61.7
23/9/2013 20:51	63.4	25/9/2013 21:56	63.6			29/8/2013 0:51	61.7	30/8/2013 1:56	63.9	31/8/2013 3:01	62.5
23/9/2013 20:56	63.5	25/9/2013 22:01	64.0			29/8/2013 0:56	61.8	30/8/2013 2:01	63.9	31/8/2013 3:06	61.6
23/9/2013 21:01	63.3	25/9/2013 22:06	63.8			29/8/2013 1:01	62.4	30/8/2013 2:06	63.6	31/8/2013 3:11	61.0
23/9/2013 21:06	63.3	25/9/2013 22:11	64.1			29/8/2013 1:06	61.4	30/8/2013 2:11	62.5	31/8/2013 3:16	61.3
23/9/2013 21:11	64.1	25/9/2013 22:16	63.4			29/8/2013 1:11	61.4	30/8/2013 2:16	62.1	31/8/2013 3:21	61.0
23/9/2013 21:16	63.2	25/9/2013 22:21	64.0			29/8/2013 1:16	61.7	30/8/2013 2:21	62.1	31/8/2013 3:26	60.5
23/9/2013 21:21	63.0	25/9/2013 22:26	63.1			29/8/2013 1:21	60.8	30/8/2013 2:26	61.0	31/8/2013 3:31	60.5
23/9/2013 21:26	63.5	25/9/2013 22:31	63.0			29/8/2013 1:26	61.5	30/8/2013 2:31	61.6	31/8/2013 3:36	60.8
23/9/2013 21:31	63.0	25/9/2013 22:36	63.1			29/8/2013 1:31	61.1	30/8/2013 2:36	61.9	31/8/2013 3:41	60.8
23/9/2013 21:36	62.8	25/9/2013 22:41	62.8			29/8/2013 1:36	60.8	30/8/2013 2:41	61.4	31/8/2013 3:46	60.5
23/9/2013 21:41	63.3	25/9/2013 22:46	62.9			29/8/2013 1:41	60.3	30/8/2013 2:46	60.8	31/8/2013 3:51	60.8
23/9/2013 21:46	62.5	25/9/2013 22:51	63.4			29/8/2013 1:46	59.8	30/8/2013 2:51	61.1	31/8/2013 3:56	60.6
23/9/2013 21:51	62.8	25/9/2013 22:56	63.3			29/8/2013 1:51	61.2	30/8/2013 2:56	60.9	31/8/2013 4:01	61.0
23/9/2013 21:56	63.0	26/9/2013 19:01	63.5			29/8/2013 1:56	60.5	30/8/2013 3:01	60.7	31/8/2013 4:06	60.8
23/9/2013 22:01	62.8	26/9/2013 19:06	63.7			29/8/2013 2:01	60.7	30/8/2013 3:06	61.5	31/8/2013 4:11	61.5
23/9/2013 22:06	62.7	26/9/2013 19:11	63.6			29/8/2013 2:06	60.5	30/8/2013 3:11	60.9	31/8/2013 4:16	62.4
23/9/2013 22:11	63.3	26/9/2013 19:16	63.7			29/8/2013 2:11	59.9	30/8/2013 3:16	61.2	31/8/2013 4:21	61.4
23/9/2013 22:16	63.0	26/9/2013 19:21	65.7			29/8/2013 2:16	59.5	30/8/2013 3:21	60.6	31/8/2013 4:26	62.1
23/9/2013 22:21	63.1	26/9/2013 19:26	65.2			29/8/2013 2:21	60.2	30/8/2013 3:26	61.0	31/8/2013 4:31	62.0
23/9/2013 22:26	62.3	26/9/2013 19:31	64.3			29/8/2013 1:21	61.2	30/8/2013 3:31	60.1	31/8/2013 4:36	62.0
23/9/2013 22:31	63.0	26/9/2013 19:36	63.6			29/8/2013 1:26	60.9	30/8/2013 3:36	60.6	31/8/2013 4:41	61.9
23/9/2013 22:36	62.9	26/9/2013 19:41	63.8			29/8/2013 1:31	61.1	30/8/2013 3:41	60.3	31/8/2013 4:46	62.3
23/9/2013 22:41	62.3	26/9/2013 19:46	63.9			29/8/2013 1:36	62.3	30/8/2013 3:46	60.8	31/8/2013 4:51	61.5
23/9/2013 22:46	62.1	26/9/2013 19:51	64.0			29/8/2013 1:41	61.2	30/8/2013 3:51	61.0	31/8/2013 4:56	62.5
23/9/2013 22:51	62.3	26/9/2013 19:56	63.7			29/8/2013 1:46	60.1	30/8/2013 3:56	60.0	31/8/2013 5:01	62.4
23/9/2013 22:56	61.3	26/9/2013 20:01	63.3			29/8/2013 1:51	60.4	30/8/2013 4:01	60.8	31/8/2013 5:06	63.0
24/9/2013 19:01	62.7	26/9/2013 20:06	63.5			29/8/2013 1:56	60.6	30/8/2013 4:06	60.4	31/8/2013 5:11	62.6
24/9/2013 19:06	62.6	26/9/2013 20:11	63.6			29/8/2013 2:01	60.0	30/8/2013 4:11	61.2	31/8/2013 5:16	67.3
24/9/2013 19:11	62.2	26/9/2013 20:16	63.9			29/8/2013 2:06	59.6	30/8/2013 4:16	60.0	31/8/2013 5:21	64.5
24/9/2013 19:16	62.7	26/9/2013 20:21	63.6			29/8/2013 2:11	59.9	30/8/2013 4:21	60.2	31/8/2013 5:26	63.3
24/9/2013 19:21	63.4	26/9/2013 20:26	63.9			29/8/2013 2:16	60.5	30/8/2013 4:26	59.4	31/8/2013 5:31	62.6
24/9/2013 19:26	63.0	26/9/2013 20:31	63.8			29/8/2013 2:21	61.2	30/8/2013 4:31	60.0	31/8/2013 5:36	63.4
24/9/2013 19:31	63.0	26/9/2013 20:36	63.9			29/8/2013 2:26	59.6	30/8/2013 4:36	60.1	31/8/2013 5:41	63.6
24/9/2013 19:36	63.4	26/9/2013 20:41	64.6			29/8/2013 2:31	59.4	30/8/2013 4:41	59.8	31/8/2013 5:46	64.1
24/9/2013 19:41	63.8	26/9/2013 20:46	64.5			29/8/2013 2:36	59.4	30/8/2013 4:46	60.2	31/8/2013 5:51	63.4
24/9/2013 19:46	63.9	26/9/2013 20:51	64.6			29/8/2013 2:41	59.4	30/8/2013 4:51	59.6	31/8/2013 5:56	63.1
24/9/2013 19:51	63.7	26/9/2013 20:56	64.4			29/8/2013 2:46	60.6	30/8/2013 4:56	60.7	31/8/2013 6:01	62.9
24/9/2013 19:56	63.6	26/9/2013 21:01	64.2			29/8/2013 2:51	60.2	30/8/2013 5:01	61.0	31/8/2013 6:06	63.1
24/9/2013 20:01	63.5	26/9/2013 21:06	64.3			29/8/2013 2:56	59.2	30/8/2013 5:06	59.8	31/8/2013 6:11	63.9
24/9/2013 20:06	63.6	26/9/2013 21:11	63.8			29/8/2013 3:01	58.6	30/8/2013 5:11	61.0	31/8/2013 6:16	64.1
24/9/2013 20:11	63.7	26/9/2013 21:16	64.1			29/8/2013 3:06	58.9	30/8/2013 5:16	60.7	31/8/2013 6:21	64.0
24/9/2013 20:16	63.9	26/9/2013 21:21	64.1			29/8/2013 3:11	58.9	30/8/2013 5:21	60.4	31/8/2013 6:26	64.8
24/9/2013 20:21	64.3	26/9/2013 21:26	64.5			29/8/2013 3:16	59.0	30/8/2013 5:26	60.8	31/8/2013 6:31	64.1
24/9/2013 20:26	64.4	26/9/2013 21:31	63.8			29/8/2013 3:21	59.3	30/8/2013 5:31	60.7	31/8/2013 6:36	63.9
24/9/2013 20:31	63.8	26/9/2013 21:36	64.0			29/8/2013 3:26	58.4	30/8/2013 5:36	61.1	31/8/2013 6:41	64.4
24/9/2013 20:36	63.7	26/9/2013 21:41	63.7			29/8/2013 3:31	58.4	30/8/2013 5:41	61.5	31/8/2013 6:46	64.3
24/9/2013 20:41	63.8	26/9/2013 21:46	64.0			29/8/2013 3:36	59.5	30/8/2013 5:46	61.4	31/8/2013 6:51	64.6
24/9/2013 20:46	64.1	26/9/2013 21:51	63.5			29/8/2013 3:41	59.4	30/8/2013 5:51	62.0	31/8/2013 6:56	64.9
24/9/2013 20:51	63.5	26/9/2013 21:56	64.1			29/8/2013 3:46	58.9	30/8/2013 5:56	61.5	31/8/2013 7:01	65.2
24/9/2013 20:56	63.1	26/9/2013 22:01	63.6			29/8/2013 3:51	59.1	30/8/2013 6:01	61.6	31/8/2013 7:06	65.3
24/9/2013 21:01	64.2	26/9/2013 22:06	64.1			29/8/2013 3:56	58.3	30/8/2013 6:06	61.9	31/8/2013 7:11	65.4
24/9/2013 21:06	64.5	26/9/2013 22:11	63.3			29/8/2013 4:01	58.3	30/8/2013 6:11	62.9	31/8/2013 7:16	65.4
24/9/2013 21:11	63.2	26/9/2013 22:16	63.3			29/8/2013 4:06	58.4	30/8/2013 6:16	62.7	31/8/2013 7:21	65.1
24/9/2013 21:16	63.7	26/9/2013 22:21	62.1			29/8/2013 4:11	58.3	30/8/2013 6:21	62.8	31/8/2013 7:26	66.0
24/9/2013 21:21	63.6	26/9/2013 22:26	63.3			29/8/2013 4:16	58.3	30/8/2013 6:26	63.3	31/8/2013 7:31	65.2
24/9/2013 21:26	63.9	26/9/2013 22:31	62.6			29/8/2013 4:21	58.5	30/8/2013 6:31	63.5	31/8/2013 7:36	65.5
24/9/2013 21:31	63.9	26/9/2013 22:36	63.6			29/8/2013 4:26	58.8	30/8/2013 6:36	64.4	31/8/2013 7:41	65.2
24/9/2013 21:36	64.5	26/9/2013 22:41	62.6			29/8/2013 4:31	58.6	30/8/2013 6:41	64.7	31/8/2013 7:46	65.4
24/9/2013 21:41	63.7	26/9/2013 22:46	63.1			29/8/2013 4:36	59.0	30/8/2013 6:46	64.2	31/8/2013 7:51	65.2
24/9/2013 21:46	63.2	26/9/2013 22:51	63.2			29/8/2013 4:41	58.9	30/8/2013 6:51	65.6	31/8/2013 7:56	65.4
24/9/2013 21:51	63.5	26/9/2013 22:56	63.4			29/8/2013 4:46	59.4	30/8/2013 6:56	65.2	1/9/2013 0:01	65.3
24/9/2013 21:56	63.4	27/9/2013 19:01	63.8			29/8/2013 4:51	58.9	30/8/2013 7:01	64.5	1/9/2013 0:06	65.2
24/9/2013 22:01	63.4	27/9/2013 19:06	63.7			29/8/2013 4:56	59.2	30/8/2013 7:06	64.4	1/9/2013 0:11	65.2
24/9/2013 22:06	64.1	27/9/2013 19:11	65.0			29/8/2013 5:01	59.5	30/8/2013 7:11	64.8	1/9/2013 0:16	65.2
24/9/2013 22:11	63.5	27/9/2013 19:16	65.2			29/8/2013 5:06	59.4	30/8/2013 7:16	65.3	1/9/2013 0:21	65.4
24/9/2013 22:16	63.7	27/9/2013 19:21	65.2			29/8/2013 5:11	60.6	30/8/2013 7:21	64.6	1/9/2013 0:26	64.6
24/9/2013 22:21	63.7	27/9/2013 19:26	65.0			29/8/2013 5:16	60.1	30/8/2013 7:26	64.2	1/9/2013 0:31	64.4
24/9/2013 22:26	63.3	27/9/2013 19:31	64.1			29/8/2013 5:21	59.2	30/8/2013 7:31	64.5	1/9/2013 0:36	64.2
24/9/2013 22:31	63.4	27/9/2013 19:36	64.4			29/8/2013 5:26	59.4	30/8/2013 7:36	64.0	1/9/2013 0:41	63.6
24/9/2013 22:36	62.9	27/9/2013 19:41	65.1			29/8/2013 5:31	59.5	30/8/2013 7:41	64.4	1/9/2013 0:46	64.5
24/9/2013 22:41	62.8	27/9/2013 19:46	64.9			29/8/2013 5:36	59.2	30/8/2013 7:46	64.5	1/9/2013 0:51	64.0
24/9/2013 22:46	63.2	27/9/2013 19:51	66.6			29/8/2013 5:41	60.0	30/8/2013 7:51	65.2	1/9/2013 0:56	64.0
24/9/2013 22:51	63.1	27/9/2013 19:56	64.7			29/8/2013 5:46	60.1				

Real-time Noise Data		RTN2a (Hong Kong Electric Centre)									
1/9/2013 3:36	62.2	2/9/2013 4:41	59.5	3/9/2013 5:46	61.5	4/9/2013 6:51	64.4	5/9/2013 23:56	64.3	7/9/2013 1:01	63.2
1/9/2013 3:41	62.1	2/9/2013 4:46	58.2	3/9/2013 5:51	60.8	4/9/2013 6:56	64.7	6/9/2013 0:01	64.4	7/9/2013 1:06	62.9
1/9/2013 3:46	61.6	2/9/2013 4:51	58.8	3/9/2013 5:56	62.1	4/9/2013 23:01	68.6	6/9/2013 0:06	64.0	7/9/2013 1:11	63.3
1/9/2013 3:51	61.8	2/9/2013 4:56	58.7	3/9/2013 6:01	61.8	4/9/2013 23:06	69.8	6/9/2013 0:11	64.2	7/9/2013 1:16	62.9
1/9/2013 3:56	61.6	2/9/2013 5:01	59.0	3/9/2013 6:06	62.3	4/9/2013 23:11	69.2	6/9/2013 0:16	63.9	7/9/2013 1:21	62.9
1/9/2013 4:01	61.5	2/9/2013 5:06	59.7	3/9/2013 6:11	62.2	4/9/2013 23:16	69.4	6/9/2013 0:21	64.4	7/9/2013 1:26	62.7
1/9/2013 4:06	61.4	2/9/2013 5:11	59.4	3/9/2013 6:16	63.2	4/9/2013 23:21	71.1	6/9/2013 0:26	63.8	7/9/2013 1:31	63.5
1/9/2013 4:11	61.2	2/9/2013 5:16	60.4	3/9/2013 6:21	63.3	4/9/2013 23:26	70.0	6/9/2013 0:31	64.1	7/9/2013 1:36	62.8
1/9/2013 4:16	61.4	2/9/2013 5:21	59.8	3/9/2013 6:26	63.7	4/9/2013 23:31	67.5	6/9/2013 0:36	63.7	7/9/2013 1:41	62.6
1/9/2013 4:21	62.0	2/9/2013 5:26	60.5	3/9/2013 6:31	64.0	4/9/2013 23:36	66.4	6/9/2013 0:41	64.1	7/9/2013 1:46	62.6
1/9/2013 4:26	63.3	2/9/2013 5:31	60.2	3/9/2013 6:36	64.3	4/9/2013 23:41	65.4	6/9/2013 0:46	63.3	7/9/2013 1:51	62.3
1/9/2013 4:31	61.7	2/9/2013 5:36	60.4	3/9/2013 6:41	64.3	4/9/2013 23:46	66.1	6/9/2013 0:51	63.3	7/9/2013 1:56	62.5
1/9/2013 4:36	61.0	2/9/2013 5:41	60.5	3/9/2013 6:46	65.1	4/9/2013 23:51	66.2	6/9/2013 0:56	62.9	7/9/2013 2:01	62.6
1/9/2013 4:41	61.3	2/9/2013 5:46	60.5	3/9/2013 6:51	65.4	4/9/2013 23:56	67.5	6/9/2013 1:01	63.2	7/9/2013 2:06	62.5
1/9/2013 4:46	61.1	2/9/2013 5:51	61.3	3/9/2013 6:56	65.5	5/9/2013 0:01	68.3	6/9/2013 1:06	62.9	7/9/2013 2:11	62.4
1/9/2013 4:51	60.7	2/9/2013 5:56	60.6	3/9/2013 23:01	64.6	5/9/2013 0:06	68.0	6/9/2013 1:11	63.3	7/9/2013 2:16	62.3
1/9/2013 4:56	61.7	2/9/2013 6:01	61.2	3/9/2013 23:06	65.3	5/9/2013 0:11	66.6	6/9/2013 1:16	62.9	7/9/2013 2:21	62.3
1/9/2013 5:01	61.5	2/9/2013 6:06	61.7	3/9/2013 23:11	64.6	5/9/2013 0:16	66.3	6/9/2013 1:21	62.9	7/9/2013 2:26	62.5
1/9/2013 5:06	61.1	2/9/2013 6:11	61.8	3/9/2013 23:16	64.9	5/9/2013 0:21	65.6	6/9/2013 1:26	62.7	7/9/2013 2:31	64.0
1/9/2013 5:11	62.1	2/9/2013 6:16	62.6	3/9/2013 23:21	64.4	5/9/2013 0:26	65.2	6/9/2013 1:31	63.5	7/9/2013 2:36	62.6
1/9/2013 5:16	62.1	2/9/2013 6:21	62.5	3/9/2013 23:26	64.2	5/9/2013 0:31	65.6	6/9/2013 1:36	62.8	7/9/2013 2:41	62.2
1/9/2013 5:21	61.9	2/9/2013 6:26	62.8	3/9/2013 23:31	64.2	5/9/2013 0:36	66.0	6/9/2013 1:41	62.6	7/9/2013 2:46	61.8
1/9/2013 5:26	61.4	2/9/2013 6:31	63.5	3/9/2013 23:36	64.8	5/9/2013 0:41	66.5	6/9/2013 1:46	62.6	7/9/2013 2:51	61.6
1/9/2013 5:31	60.9	2/9/2013 6:36	63.0	3/9/2013 23:41	64.7	5/9/2013 0:46	67.5	6/9/2013 1:51	62.3	7/9/2013 2:56	61.9
1/9/2013 5:36	60.9	2/9/2013 6:41	63.5	3/9/2013 23:46	63.9	5/9/2013 0:51	67.9	6/9/2013 1:56	62.5	7/9/2013 3:01	61.4
1/9/2013 5:41	61.9	2/9/2013 6:46	63.8	3/9/2013 23:51	64.0	5/9/2013 0:56	65.8	6/9/2013 2:01	62.6	7/9/2013 3:06	61.7
1/9/2013 5:46	62.3	2/9/2013 6:51	64.4	3/9/2013 23:56	64.1	5/9/2013 1:01	66.5	6/9/2013 2:06	62.5	7/9/2013 3:11	61.4
1/9/2013 5:51	62.3	2/9/2013 6:56	64.7	4/9/2013 0:01	63.7	5/9/2013 1:06	69.0	6/9/2013 2:11	62.4	7/9/2013 3:16	61.4
1/9/2013 5:56	61.8	2/9/2013 23:01	65.3	4/9/2013 0:06	63.5	5/9/2013 1:11	69.2	6/9/2013 2:16	62.3	7/9/2013 3:21	61.6
1/9/2013 6:01	62.1	2/9/2013 23:06	65.3	4/9/2013 0:11	63.5	5/9/2013 1:16	66.7	6/9/2013 2:21	62.3	7/9/2013 3:26	61.4
1/9/2013 6:06	62.3	2/9/2013 23:11	65.1	4/9/2013 0:16	63.7	5/9/2013 1:21	67.1	6/9/2013 2:26	62.5	7/9/2013 3:31	61.4
1/9/2013 6:11	62.2	2/9/2013 23:16	65.1	4/9/2013 0:21	63.2	5/9/2013 1:26	66.7	6/9/2013 2:31	64.0	7/9/2013 3:36	61.4
1/9/2013 6:16	63.0	2/9/2013 23:21	65.0	4/9/2013 0:26	63.5	5/9/2013 1:31	66.4	6/9/2013 2:36	62.6	7/9/2013 3:41	60.9
1/9/2013 6:21	62.5	2/9/2013 23:26	64.8	4/9/2013 0:31	63.5	5/9/2013 1:36	67.2	6/9/2013 2:41	62.2	7/9/2013 3:46	61.2
1/9/2013 6:26	62.7	2/9/2013 23:31	64.2	4/9/2013 0:36	62.5	5/9/2013 1:41	66.6	6/9/2013 2:46	61.8	7/9/2013 3:51	61.2
1/9/2013 6:31	63.0	2/9/2013 23:36	64.2	4/9/2013 0:41	62.9	5/9/2013 1:46	65.3	6/9/2013 2:51	61.6	7/9/2013 3:56	60.8
1/9/2013 6:36	62.9	2/9/2013 23:41	64.3	4/9/2013 0:46	62.2	5/9/2013 1:51	69.1	6/9/2013 2:56	61.9	7/9/2013 4:01	60.6
1/9/2013 6:41	63.6	2/9/2013 23:46	64.3	4/9/2013 0:51	61.8	5/9/2013 1:56	65.5	6/9/2013 3:01	61.4	7/9/2013 4:06	60.5
1/9/2013 6:46	63.6	2/9/2013 23:51	63.9	4/9/2013 0:56	62.2	5/9/2013 2:01	63.6	6/9/2013 3:06	61.7	7/9/2013 4:11	60.7
1/9/2013 6:51	63.7	2/9/2013 23:56	64.6	4/9/2013 1:01	61.9	5/9/2013 2:06	65.6	6/9/2013 3:11	61.4	7/9/2013 4:16	60.4
1/9/2013 6:56	62.9	3/9/2013 0:01	64.7	4/9/2013 1:06	62.1	5/9/2013 2:11	64.9	6/9/2013 3:16	61.4	7/9/2013 4:21	60.2
1/9/2013 23:01	63.9	3/9/2013 0:06	64.1	4/9/2013 1:11	61.7	5/9/2013 2:16	64.9	6/9/2013 3:21	61.6	7/9/2013 4:26	60.1
1/9/2013 23:06	63.5	3/9/2013 0:11	64.2	4/9/2013 1:16	61.1	5/9/2013 2:21	65.0	6/9/2013 3:26	61.4	7/9/2013 4:31	59.5
1/9/2013 23:11	63.2	3/9/2013 0:16	64.1	4/9/2013 1:21	62.0	5/9/2013 2:26	65.5	6/9/2013 3:31	61.4	7/9/2013 4:36	59.9
1/9/2013 23:16	63.5	3/9/2013 0:21	63.8	4/9/2013 1:26	61.2	5/9/2013 2:31	66.2	6/9/2013 3:36	61.4	7/9/2013 4:41	59.0
1/9/2013 23:21	63.1	3/9/2013 0:26	63.7	4/9/2013 1:31	61.1	5/9/2013 2:36	65.5	6/9/2013 3:41	60.9	7/9/2013 4:46	60.0
1/9/2013 23:26	63.7	3/9/2013 0:31	63.8	4/9/2013 1:36	60.8	5/9/2013 2:41	64.3	6/9/2013 3:46	61.2	7/9/2013 4:51	60.1
1/9/2013 23:31	63.3	3/9/2013 0:36	63.2	4/9/2013 1:41	60.5	5/9/2013 2:46	64.0	6/9/2013 3:51	61.2	7/9/2013 4:56	59.8
1/9/2013 23:36	63.7	3/9/2013 0:41	63.1	4/9/2013 1:46	61.2	5/9/2013 2:51	64.6	6/9/2013 3:56	60.8	7/9/2013 5:01	60.2
1/9/2013 23:41	63.6	3/9/2013 0:46	63.4	4/9/2013 1:51	62.5	5/9/2013 2:56	67.4	6/9/2013 4:01	60.6	7/9/2013 5:06	61.2
1/9/2013 23:46	63.5	3/9/2013 0:51	63.1	4/9/2013 1:56	61.0	5/9/2013 3:01	67.1	6/9/2013 4:06	60.5	7/9/2013 5:11	60.5
1/9/2013 23:51	65.0	3/9/2013 0:56	63.1	4/9/2013 2:01	60.4	5/9/2013 3:06	66.2	6/9/2013 4:11	60.7	7/9/2013 5:16	61.2
1/9/2013 23:56	63.1	3/9/2013 1:01	62.5	4/9/2013 2:06	60.4	5/9/2013 3:11	64.6	6/9/2013 4:16	60.4	7/9/2013 5:21	60.2
2/9/2013 0:01	63.4	3/9/2013 1:06	63.3	4/9/2013 2:11	60.8	5/9/2013 3:16	63.0	6/9/2013 4:21	60.2	7/9/2013 5:26	60.8
2/9/2013 0:06	62.9	3/9/2013 1:11	62.4	4/9/2013 2:16	60.1	5/9/2013 3:21	62.3	6/9/2013 4:26	60.1	7/9/2013 5:31	59.8
2/9/2013 0:11	63.0	3/9/2013 1:16	62.8	4/9/2013 2:21	61.0	5/9/2013 3:26	62.7	6/9/2013 4:31	59.5	7/9/2013 5:36	60.8
2/9/2013 0:16	62.7	3/9/2013 1:21	62.2	4/9/2013 2:26	59.9	5/9/2013 3:31	63.6	6/9/2013 4:36	59.9	7/9/2013 5:41	60.0
2/9/2013 0:21	62.7	3/9/2013 1:26	61.9	4/9/2013 2:31	60.8	5/9/2013 3:36	63.9	6/9/2013 4:41	59.0	7/9/2013 5:46	61.3
2/9/2013 0:26	62.2	3/9/2013 1:31	61.8	4/9/2013 2:36	60.1	5/9/2013 3:41	62.7	6/9/2013 4:46	60.0	7/9/2013 5:51	60.7
2/9/2013 0:31	62.7	3/9/2013 1:36	62.2	4/9/2013 2:41	59.5	5/9/2013 3:46	62.6	6/9/2013 4:51	60.1	7/9/2013 5:56	61.2
2/9/2013 0:36	62.0	3/9/2013 1:41	61.5	4/9/2013 2:46	59.5	5/9/2013 3:51	61.8	6/9/2013 4:56	59.8	7/9/2013 6:01	61.6
2/9/2013 0:41	60.9	3/9/2013 1:46	61.0	4/9/2013 2:51	60.2	5/9/2013 3:56	62.1	6/9/2013 5:01	60.2	7/9/2013 6:06	62.0
2/9/2013 0:46	61.9	3/9/2013 1:51	61.8	4/9/2013 2:56	59.7	5/9/2013 4:01	61.8	6/9/2013 5:06	61.2	7/9/2013 6:11	61.9
2/9/2013 0:51	61.7	3/9/2013 1:56	61.9	4/9/2013 3:01	59.5	5/9/2013 4:06	61.3	6/9/2013 5:11	60.5	7/9/2013 6:16	61.9
2/9/2013 0:56	61.0	3/9/2013 2:01	61.3	4/9/2013 3:06	59.4	5/9/2013 4:11	63.0	6/9/2013 5:16	61.2	7/9/2013 6:21	62.2
2/9/2013 1:01	61.5	3/9/2013 2:06	60.7	4/9/2013 3:11	60.0	5/9/2013 4:16	66.8	6/9/2013 5:21	60.2	7/9/2013 6:26	62.6
2/9/2013 1:06	61.7	3/9/2013 2:11	61.4	4/9/2013 3:16	59.3	5/9/2013 4:21	68.4	6/9/2013 5:26	60.8	7/9/2013 6:31	62.5
2/9/2013 1:11	60.9	3/9/2013 2:16	61.1	4/9/2013 3:21	58.7	5/9/2013 4:26	70.0	6/9/2013 5:31	59.8	7/9/2013 6:36	63.3
2/9/2013 1:16	60.8	3/9/2013 2:21	61.3	4/9/2013 3:26	59.1	5/9/2013 4:31	68.7	6/9/2013 5:36	60.8	7/9/2013 6:41	63.5
2/9/2013 1:21	60.4	3/9/2013 2:26	61.4	4/9/2013 3:31	59.1	5/9/2013 4:36	65.0	6/9/2013 5:41	60.0	7/9/2013 6:46	63.1
2/9/2013 1:26	61.0	3/9/2013 2:31	60.8	4/9/2013 3:36	59.7	5/9/2013 4:41	63.6	6/9/2013 5:46	61.3	7/9/2013 6:51	64.4
2/9/2013 1:31	61.2	3/9/2013 2:36	60.6	4/9/2013 3:41	59.0	5/9/2013 4:46	62.5	6/9/2013 5:51	60.7	7/9/2013 6:56	64.2
2/9/2013 1:36	60.4	3/9/2013 2:41	60.6	4/9/2013 3:46	59.4	5/9/2013 4:51	62.5	6/9/2013 5:56	61.2	7/9/2013 23:01	64.3
2/9/2013 1:41	60.2										

Real-time Noise Data		RTN2a (Hong Kong Electric Centre)									
8/9/2013 2:06	61.8	9/9/2013 3:11	58.4	10/9/2013 4:16	58.9	11/9/2013 5:21	59.7	12/9/2013 6:26	62.4	13/9/2013 23:31	64.3
8/9/2013 2:11	61.5	9/9/2013 3:16	57.6	10/9/2013 4:21	58.9	11/9/2013 5:26	59.4	12/9/2013 6:31	63.3	13/9/2013 23:36	64.6
8/9/2013 2:16	61.8	9/9/2013 3:21	58.9	10/9/2013 4:26	58.7	11/9/2013 5:31	59.7	12/9/2013 6:36	63.5	13/9/2013 23:41	64.2
8/9/2013 2:21	61.7	9/9/2013 3:26	57.6	10/9/2013 4:31	58.0	11/9/2013 5:36	59.6	12/9/2013 6:41	63.8	13/9/2013 23:46	64.1
8/9/2013 2:26	61.7	9/9/2013 3:31	59.4	10/9/2013 4:36	59.3	11/9/2013 5:41	59.9	12/9/2013 6:46	63.6	13/9/2013 23:51	64.4
8/9/2013 2:31	62.2	9/9/2013 3:36	59.4	10/9/2013 4:41	59.2	11/9/2013 5:46	60.3	12/9/2013 6:51	64.1	13/9/2013 23:56	64.4
8/9/2013 2:36	61.8	9/9/2013 3:41	59.6	10/9/2013 4:46	58.5	11/9/2013 5:51	60.7	12/9/2013 6:56	64.0	14/9/2013 0:01	64.5
8/9/2013 2:41	62.6	9/9/2013 3:46	58.7	10/9/2013 4:51	58.9	11/9/2013 5:56	61.1	12/9/2013 23:01	64.9	14/9/2013 0:06	64.6
8/9/2013 2:46	61.8	9/9/2013 3:51	58.3	10/9/2013 4:56	60.2	11/9/2013 6:01	61.0	12/9/2013 23:06	64.3	14/9/2013 0:11	64.0
8/9/2013 2:51	61.7	9/9/2013 3:56	57.7	10/9/2013 5:01	58.7	11/9/2013 6:06	61.4	12/9/2013 23:11	64.0	14/9/2013 0:16	64.5
8/9/2013 2:56	61.0	9/9/2013 4:01	57.8	10/9/2013 5:06	59.3	11/9/2013 6:11	61.7	12/9/2013 23:16	64.1	14/9/2013 0:21	64.1
8/9/2013 3:01	60.7	9/9/2013 4:06	58.7	10/9/2013 5:11	59.2	11/9/2013 6:16	61.8	12/9/2013 23:21	64.1	14/9/2013 0:26	63.8
8/9/2013 3:06	60.5	9/9/2013 4:11	58.0	10/9/2013 5:16	60.7	11/9/2013 6:21	62.0	12/9/2013 23:26	64.0	14/9/2013 0:31	63.9
8/9/2013 3:11	60.9	9/9/2013 4:16	58.2	10/9/2013 5:21	59.4	11/9/2013 6:26	62.8	12/9/2013 23:31	63.9	14/9/2013 0:36	63.4
8/9/2013 3:16	60.5	9/9/2013 4:21	58.2	10/9/2013 5:26	59.1	11/9/2013 6:31	62.9	12/9/2013 23:36	63.8	14/9/2013 0:41	64.0
8/9/2013 3:21	60.4	9/9/2013 4:26	57.5	10/9/2013 5:31	59.1	11/9/2013 6:36	63.4	12/9/2013 23:41	63.8	14/9/2013 0:46	64.9
8/9/2013 3:26	60.2	9/9/2013 4:31	58.7	10/9/2013 5:36	59.8	11/9/2013 6:41	63.5	12/9/2013 23:46	63.7	14/9/2013 0:51	63.7
8/9/2013 3:31	60.3	9/9/2013 4:36	58.7	10/9/2013 5:41	59.8	11/9/2013 6:46	63.7	12/9/2013 23:51	63.7	14/9/2013 0:56	63.7
8/9/2013 3:36	60.2	9/9/2013 4:41	58.3	10/9/2013 5:46	60.3	11/9/2013 6:51	63.7	12/9/2013 23:56	64.0	14/9/2013 1:01	63.4
8/9/2013 3:41	60.7	9/9/2013 4:46	58.4	10/9/2013 5:51	60.1	11/9/2013 6:56	64.6	13/9/2013 0:01	63.5	14/9/2013 1:06	62.7
8/9/2013 3:46	60.7	9/9/2013 4:51	58.3	10/9/2013 5:56	60.9	11/9/2013 23:01	63.9	13/9/2013 0:06	63.6	14/9/2013 1:11	63.2
8/9/2013 3:51	61.3	9/9/2013 4:56	58.8	10/9/2013 6:01	60.1	11/9/2013 23:06	63.7	13/9/2013 0:11	63.6	14/9/2013 1:16	63.3
8/9/2013 3:56	60.2	9/9/2013 5:01	57.7	10/9/2013 6:06	61.5	11/9/2013 23:11	63.7	13/9/2013 0:16	63.2	14/9/2013 1:21	62.9
8/9/2013 4:01	60.4	9/9/2013 5:06	59.3	10/9/2013 6:11	62.0	11/9/2013 23:16	64.0	13/9/2013 0:21	63.3	14/9/2013 1:26	62.9
8/9/2013 4:06	60.3	9/9/2013 5:11	59.0	10/9/2013 6:16	61.5	11/9/2013 23:21	63.7	13/9/2013 0:26	63.3	14/9/2013 1:31	62.6
8/9/2013 4:11	59.9	9/9/2013 5:16	59.5	10/9/2013 6:21	62.0	11/9/2013 23:26	64.0	13/9/2013 0:31	62.8	14/9/2013 1:36	62.9
8/9/2013 4:16	61.4	9/9/2013 5:21	59.6	10/9/2013 6:26	62.4	11/9/2013 23:31	64.2	13/9/2013 0:36	62.5	14/9/2013 1:41	63.2
8/9/2013 4:21	60.4	9/9/2013 5:26	59.5	10/9/2013 6:31	63.1	11/9/2013 23:36	63.6	13/9/2013 0:41	62.5	14/9/2013 1:46	62.6
8/9/2013 4:26	59.9	9/9/2013 5:31	58.8	10/9/2013 6:36	63.3	11/9/2013 23:41	63.3	13/9/2013 0:46	62.6	14/9/2013 1:51	62.6
8/9/2013 4:31	59.9	9/9/2013 5:36	59.8	10/9/2013 6:41	64.0	11/9/2013 23:46	63.6	13/9/2013 0:51	62.0	14/9/2013 1:56	62.4
8/9/2013 4:36	59.8	9/9/2013 5:41	60.1	10/9/2013 6:46	63.8	11/9/2013 23:51	63.4	13/9/2013 0:56	61.8	14/9/2013 2:01	62.7
8/9/2013 4:41	61.3	9/9/2013 5:46	60.1	10/9/2013 6:51	65.1	11/9/2013 23:56	63.3	13/9/2013 1:01	62.1	14/9/2013 2:06	63.1
8/9/2013 4:46	59.9	9/9/2013 5:51	60.6	10/9/2013 6:56	64.7	12/9/2013 0:01	64.1	13/9/2013 1:06	61.7	14/9/2013 2:11	62.3
8/9/2013 4:51	59.6	9/9/2013 5:56	60.6	10/9/2013 23:01	63.5	12/9/2013 0:06	63.4	13/9/2013 1:11	61.9	14/9/2013 2:16	62.7
8/9/2013 4:56	59.8	9/9/2013 6:01	60.9	10/9/2013 23:06	63.6	12/9/2013 0:11	63.7	13/9/2013 1:16	61.7	14/9/2013 2:21	61.9
8/9/2013 5:01	59.4	9/9/2013 6:06	61.3	10/9/2013 23:11	63.9	12/9/2013 0:16	62.8	13/9/2013 1:21	61.0	14/9/2013 2:26	62.5
8/9/2013 5:06	59.8	9/9/2013 6:11	61.5	10/9/2013 23:16	63.7	12/9/2013 0:21	63.5	13/9/2013 1:26	61.7	14/9/2013 2:31	62.1
8/9/2013 5:11	60.4	9/9/2013 6:16	61.8	10/9/2013 23:21	64.3	12/9/2013 0:26	62.7	13/9/2013 1:31	60.7	14/9/2013 2:36	61.1
8/9/2013 5:16	60.1	9/9/2013 6:21	62.8	10/9/2013 23:26	63.8	12/9/2013 0:31	63.1	13/9/2013 1:36	60.9	14/9/2013 2:41	61.5
8/9/2013 5:21	60.7	9/9/2013 6:26	63.1	10/9/2013 23:31	64.2	12/9/2013 0:36	62.2	13/9/2013 1:41	60.6	14/9/2013 2:46	61.6
8/9/2013 5:26	59.5	9/9/2013 6:31	62.6	10/9/2013 23:36	63.4	12/9/2013 0:41	61.8	13/9/2013 1:46	60.9	14/9/2013 2:51	61.9
8/9/2013 5:31	59.5	9/9/2013 6:36	63.2	10/9/2013 23:41	63.4	12/9/2013 0:46	62.6	13/9/2013 1:51	60.9	14/9/2013 2:56	61.9
8/9/2013 5:36	60.3	9/9/2013 6:41	63.4	10/9/2013 23:46	63.2	12/9/2013 0:51	62.0	13/9/2013 1:56	59.8	14/9/2013 3:01	61.6
8/9/2013 5:41	60.7	9/9/2013 6:46	64.1	10/9/2013 23:51	63.4	12/9/2013 0:56	62.2	13/9/2013 2:01	60.5	14/9/2013 3:06	61.2
8/9/2013 5:46	60.9	9/9/2013 6:51	64.6	10/9/2013 23:56	63.1	12/9/2013 1:01	62.1	13/9/2013 2:06	60.3	14/9/2013 3:11	61.5
8/9/2013 5:51	61.0	9/9/2013 6:56	64.6	11/9/2013 0:01	62.9	12/9/2013 1:06	61.2	13/9/2013 2:11	59.9	14/9/2013 3:16	60.9
8/9/2013 5:56	60.3	9/9/2013 23:01	64.0	11/9/2013 0:06	62.7	12/9/2013 1:11	61.5	13/9/2013 2:16	59.6	14/9/2013 3:21	61.3
8/9/2013 6:01	60.9	9/9/2013 23:06	64.5	11/9/2013 0:11	62.7	12/9/2013 1:16	62.8	13/9/2013 2:21	60.7	14/9/2013 3:26	61.2
8/9/2013 6:06	61.6	9/9/2013 23:11	64.0	11/9/2013 0:16	62.9	12/9/2013 1:21	62.0	13/9/2013 2:26	60.2	14/9/2013 3:31	61.3
8/9/2013 6:11	62.1	9/9/2013 23:16	63.8	11/9/2013 0:21	63.0	12/9/2013 1:26	62.1	13/9/2013 2:31	60.6	14/9/2013 3:36	61.4
8/9/2013 6:16	61.9	9/9/2013 23:21	63.8	11/9/2013 0:26	63.3	12/9/2013 1:31	62.3	13/9/2013 2:36	60.6	14/9/2013 3:41	60.9
8/9/2013 6:21	61.9	9/9/2013 23:26	63.9	11/9/2013 0:31	63.8	12/9/2013 1:36	61.2	13/9/2013 2:41	59.7	14/9/2013 3:46	60.6
8/9/2013 6:26	62.2	9/9/2013 23:31	63.9	11/9/2013 0:36	62.1	12/9/2013 1:41	60.5	13/9/2013 2:46	59.8	14/9/2013 3:51	60.7
8/9/2013 6:31	63.7	9/9/2013 23:36	63.3	11/9/2013 0:41	62.6	12/9/2013 1:46	60.6	13/9/2013 2:51	60.2	14/9/2013 3:56	60.6
8/9/2013 6:36	61.4	9/9/2013 23:41	63.5	11/9/2013 0:46	62.2	12/9/2013 1:51	60.1	13/9/2013 2:56	59.9	14/9/2013 4:01	60.6
8/9/2013 6:41	62.5	9/9/2013 23:46	63.1	11/9/2013 0:51	61.5	12/9/2013 1:56	61.4	13/9/2013 3:01	59.0	14/9/2013 4:06	60.4
8/9/2013 6:46	62.5	9/9/2013 23:51	62.9	11/9/2013 0:56	62.3	12/9/2013 2:01	60.9	13/9/2013 3:06	59.7	14/9/2013 4:11	59.9
8/9/2013 6:51	65.6	9/9/2013 23:56	62.9	11/9/2013 1:01	60.8	12/9/2013 2:06	60.2	13/9/2013 3:11	59.8	14/9/2013 4:16	60.4
8/9/2013 6:56	63.0	10/9/2013 0:01	63.4	11/9/2013 1:06	61.2	12/9/2013 2:11	60.0	13/9/2013 3:16	59.5	14/9/2013 4:21	60.4
8/9/2013 23:01	63.9	10/9/2013 0:06	62.9	11/9/2013 1:11	61.6	12/9/2013 2:16	59.8	13/9/2013 3:21	59.0	14/9/2013 4:26	60.0
8/9/2013 23:06	64.0	10/9/2013 0:11	63.1	11/9/2013 1:16	61.7	12/9/2013 2:21	60.5	13/9/2013 3:26	58.8	14/9/2013 4:31	60.3
8/9/2013 23:11	63.8	10/9/2013 0:16	62.9	11/9/2013 1:21	61.9	12/9/2013 2:26	60.7	13/9/2013 3:31	58.3	14/9/2013 4:36	63.3
8/9/2013 23:16	63.7	10/9/2013 0:21	63.2	11/9/2013 1:26	61.3	12/9/2013 2:31	60.1	13/9/2013 3:36	59.2	14/9/2013 4:41	61.0
8/9/2013 23:21	64.4	10/9/2013 0:26	62.3	11/9/2013 1:31	60.5	12/9/2013 2:36	59.8	13/9/2013 3:41	58.3	14/9/2013 4:46	60.8
8/9/2013 23:26	63.9	10/9/2013 0:31	63.2	11/9/2013 1:36	61.9	12/9/2013 2:41	59.5	13/9/2013 3:46	58.9	14/9/2013 4:51	60.8
8/9/2013 23:31	63.9	10/9/2013 0:36	62.5	11/9/2013 1:41	61.0	12/9/2013 2:46	59.4	13/9/2013 3:51	58.6	14/9/2013 4:56	60.3
8/9/2013 23:36	64.0	10/9/2013 0:41	62.7	11/9/2013 1:46	60.1	12/9/2013 2:51	59.7	13/9/2013 3:56	58.6	14/9/2013 5:01	60.4
8/9/2013 23:41	63.9	10/9/2013 0:46	62.3	11/9/2013 1:51	61.2	12/9/2013 2:56	59.6	13/9/2013 4:01	59.1	14/9/2013 5:06	60.8
8/9/2013 23:46	63.4	10/9/2013 0:51	61.6	11/9/2013 1:56	60.2	12/9/2013 3:01	59.9	13/9/2013 4:06	58.8	14/9/2013 5:11	61.2
8/9/2013 23:51	63.9	10/9/2013 0:56	61.7	11/9/2013 2:01	60.4	12/9/2013 3:06	59.2	13/9/2013 4:11	58.7	14/9/2013 5:16	60.8
8/9/2013 23:56	63.3	10/9/2013 1:01	61.6	11/9/2013 2:06	60.2	12/9/2013 3:11	59.0	13/9/2013 4:16	58.6	14/9/2013 5:21	60.6
9/9/2013 0:01	62.4	10/9/2013 1:06									

Real-time Noise Data		RTN2a (Hong Kong Electric Centre)									
15/9/2013 0:36	63.0	16/9/2013 1:41	60.3	17/9/2013 2:46	59.0	18/9/2013 3:51	58.3	19/9/2013 4:56	59.1	20/9/2013 6:01	61.4
15/9/2013 0:41	63.5	16/9/2013 1:46	58.3	17/9/2013 2:51	59.9	18/9/2013 3:56	59.0	19/9/2013 5:01	58.3	20/9/2013 6:06	61.9
15/9/2013 0:46	62.9	16/9/2013 1:51	59.9	17/9/2013 2:56	58.7	18/9/2013 4:01	60.0	19/9/2013 5:06	60.4	20/9/2013 6:11	61.1
15/9/2013 0:51	63.4	16/9/2013 1:56	59.7	17/9/2013 3:01	59.6	18/9/2013 4:06	60.0	19/9/2013 5:11	58.7	20/9/2013 6:16	61.5
15/9/2013 0:56	62.2	16/9/2013 2:01	58.9	17/9/2013 3:06	59.3	18/9/2013 4:11	60.4	19/9/2013 5:16	59.6	20/9/2013 6:21	62.3
15/9/2013 1:01	62.6	16/9/2013 2:06	59.2	17/9/2013 3:11	58.7	18/9/2013 4:16	59.4	19/9/2013 5:21	59.0	20/9/2013 6:26	62.3
15/9/2013 1:06	62.3	16/9/2013 2:11	59.4	17/9/2013 3:16	58.9	18/9/2013 4:21	57.9	19/9/2013 5:26	58.9	20/9/2013 6:31	62.2
15/9/2013 1:11	62.5	16/9/2013 2:16	58.8	17/9/2013 3:21	58.7	18/9/2013 4:26	58.8	19/9/2013 5:31	59.2	20/9/2013 6:36	62.1
15/9/2013 1:16	61.9	16/9/2013 2:21	59.1	17/9/2013 3:26	58.5	18/9/2013 4:31	58.9	19/9/2013 5:36	59.8	20/9/2013 6:41	62.1
15/9/2013 1:21	62.0	16/9/2013 2:26	59.5	17/9/2013 3:31	58.7	18/9/2013 4:36	59.2	19/9/2013 5:41	59.5	20/9/2013 6:46	62.7
15/9/2013 1:26	62.0	16/9/2013 2:31	59.3	17/9/2013 3:36	58.9	18/9/2013 4:41	58.8	19/9/2013 5:46	60.7	20/9/2013 6:51	62.9
15/9/2013 1:31	61.9	16/9/2013 2:36	59.1	17/9/2013 3:41	57.9	18/9/2013 4:46	58.9	19/9/2013 5:51	60.2	20/9/2013 6:56	63.5
15/9/2013 1:36	62.2	16/9/2013 2:41	58.8	17/9/2013 3:46	59.0	18/9/2013 4:51	59.6	19/9/2013 5:56	59.9	20/9/2013 23:01	64.2
15/9/2013 1:41	62.1	16/9/2013 2:46	58.2	17/9/2013 3:51	58.7	18/9/2013 4:56	58.9	19/9/2013 6:01	60.8	20/9/2013 23:06	64.1
15/9/2013 1:46	63.0	16/9/2013 2:51	58.6	17/9/2013 3:56	59.3	18/9/2013 5:01	59.2	19/9/2013 6:06	60.6	20/9/2013 23:11	64.1
15/9/2013 1:51	62.3	16/9/2013 2:56	59.2	17/9/2013 4:01	57.7	18/9/2013 5:06	59.9	19/9/2013 6:11	61.0	20/9/2013 23:16	63.9
15/9/2013 1:56	61.6	16/9/2013 3:01	58.8	17/9/2013 4:06	58.6	18/9/2013 5:11	59.2	19/9/2013 6:16	61.6	20/9/2013 23:21	64.2
15/9/2013 2:01	61.7	16/9/2013 3:06	57.9	17/9/2013 4:11	59.0	18/9/2013 5:16	59.8	19/9/2013 6:21	62.3	20/9/2013 23:26	63.9
15/9/2013 2:06	61.7	16/9/2013 3:11	58.8	17/9/2013 4:16	58.4	18/9/2013 5:21	59.9	19/9/2013 6:26	61.9	20/9/2013 23:31	63.6
15/9/2013 2:11	61.2	16/9/2013 3:16	57.1	17/9/2013 4:21	58.9	18/9/2013 5:26	60.1	19/9/2013 6:31	63.2	20/9/2013 23:36	63.7
15/9/2013 2:16	62.3	16/9/2013 3:21	57.0	17/9/2013 4:26	58.3	18/9/2013 5:31	59.9	19/9/2013 6:36	63.2	20/9/2013 23:41	64.2
15/9/2013 2:21	60.8	16/9/2013 3:26	58.4	17/9/2013 4:31	57.8	18/9/2013 5:36	59.2	19/9/2013 6:41	63.6	20/9/2013 23:46	63.8
15/9/2013 2:26	61.4	16/9/2013 3:31	57.7	17/9/2013 4:36	58.1	18/9/2013 5:41	60.4	19/9/2013 6:46	64.0	20/9/2013 23:51	64.3
15/9/2013 2:31	61.1	16/9/2013 3:36	58.4	17/9/2013 4:41	58.1	18/9/2013 5:46	60.9	19/9/2013 6:51	64.0	20/9/2013 23:56	63.6
15/9/2013 2:36	62.1	16/9/2013 3:41	57.9	17/9/2013 4:46	58.4	18/9/2013 5:51	60.8	19/9/2013 6:56	64.1	21/9/2013 0:01	63.8
15/9/2013 2:41	60.6	16/9/2013 3:46	58.5	17/9/2013 4:51	58.5	18/9/2013 5:56	61.5	19/9/2013 23:01	64.5	21/9/2013 0:06	63.6
15/9/2013 2:46	61.3	16/9/2013 3:51	58.5	17/9/2013 4:56	58.9	18/9/2013 6:01	60.8	19/9/2013 23:06	64.2	21/9/2013 0:11	63.6
15/9/2013 2:51	61.0	16/9/2013 3:56	57.3	17/9/2013 5:01	59.4	18/9/2013 6:06	60.5	19/9/2013 23:11	64.2	21/9/2013 0:16	63.5
15/9/2013 2:56	61.4	16/9/2013 4:01	57.7	17/9/2013 5:06	59.7	18/9/2013 6:11	61.2	19/9/2013 23:16	63.8	21/9/2013 0:21	63.7
15/9/2013 3:01	61.6	16/9/2013 4:06	58.4	17/9/2013 5:11	58.8	18/9/2013 6:16	61.6	19/9/2013 23:21	63.9	21/9/2013 0:26	63.3
15/9/2013 3:06	62.2	16/9/2013 4:11	57.7	17/9/2013 5:16	62.1	18/9/2013 6:21	61.8	19/9/2013 23:26	63.8	21/9/2013 0:31	63.6
15/9/2013 3:11	60.9	16/9/2013 4:16	57.7	17/9/2013 5:21	59.6	18/9/2013 6:26	63.0	19/9/2013 23:31	63.9	21/9/2013 0:36	63.5
15/9/2013 3:16	60.9	16/9/2013 4:21	57.4	17/9/2013 5:26	59.0	18/9/2013 6:31	62.4	19/9/2013 23:36	64.2	21/9/2013 0:41	63.3
15/9/2013 3:21	60.5	16/9/2013 4:26	58.7	17/9/2013 5:31	59.7	18/9/2013 6:36	63.2	19/9/2013 23:41	63.8	21/9/2013 0:46	63.1
15/9/2013 3:26	61.2	16/9/2013 4:31	57.9	17/9/2013 5:36	59.8	18/9/2013 6:41	63.7	19/9/2013 23:46	63.9	21/9/2013 0:51	62.3
15/9/2013 3:31	61.4	16/9/2013 4:36	58.4	17/9/2013 5:41	59.7	18/9/2013 6:46	64.0	19/9/2013 23:51	63.6	21/9/2013 0:56	64.5
15/9/2013 3:36	60.8	16/9/2013 4:41	58.6	17/9/2013 5:46	60.2	18/9/2013 6:51	64.5	19/9/2013 23:56	63.8	21/9/2013 1:01	62.5
15/9/2013 3:41	60.4	16/9/2013 4:46	59.0	17/9/2013 5:51	61.1	18/9/2013 6:56	64.7	20/9/2013 0:01	63.9	21/9/2013 1:06	62.2
15/9/2013 3:46	60.2	16/9/2013 4:51	58.3	17/9/2013 5:56	60.4	18/9/2013 23:01	64.0	20/9/2013 0:06	64.1	21/9/2013 1:11	62.6
15/9/2013 3:51	61.0	16/9/2013 4:56	57.9	17/9/2013 6:01	59.9	18/9/2013 23:06	64.3	20/9/2013 0:11	64.0	21/9/2013 1:16	63.4
15/9/2013 3:56	61.0	16/9/2013 5:01	59.2	17/9/2013 6:06	61.5	18/9/2013 23:11	64.3	20/9/2013 0:16	64.1	21/9/2013 1:21	62.3
15/9/2013 4:01	61.1	16/9/2013 5:06	59.5	17/9/2013 6:11	61.6	18/9/2013 23:16	64.4	20/9/2013 0:21	63.9	21/9/2013 1:26	61.9
15/9/2013 4:06	60.7	16/9/2013 5:11	59.8	17/9/2013 6:16	61.5	18/9/2013 23:21	63.8	20/9/2013 0:26	63.9	21/9/2013 1:31	62.1
15/9/2013 4:11	60.2	16/9/2013 5:16	60.4	17/9/2013 6:21	61.3	18/9/2013 23:26	64.3	20/9/2013 0:31	64.0	21/9/2013 1:36	61.7
15/9/2013 4:16	59.7	16/9/2013 5:21	59.5	17/9/2013 6:26	62.0	18/9/2013 23:31	64.6	20/9/2013 0:36	63.9	21/9/2013 1:41	62.1
15/9/2013 4:21	61.0	16/9/2013 5:26	59.4	17/9/2013 6:31	63.1	18/9/2013 23:36	64.0	20/9/2013 0:41	63.3	21/9/2013 1:46	61.5
15/9/2013 4:26	60.2	16/9/2013 5:31	61.4	17/9/2013 6:36	63.4	18/9/2013 23:41	63.9	20/9/2013 0:46	63.6	21/9/2013 1:51	60.9
15/9/2013 4:31	59.9	16/9/2013 5:36	60.0	17/9/2013 6:41	64.0	18/9/2013 23:46	63.8	20/9/2013 0:51	64.3	21/9/2013 1:56	61.2
15/9/2013 4:36	59.9	16/9/2013 5:41	61.1	17/9/2013 6:46	63.7	18/9/2013 23:51	63.7	20/9/2013 0:56	62.9	21/9/2013 2:01	60.8
15/9/2013 4:41	60.8	16/9/2013 5:46	60.3	17/9/2013 6:51	64.0	18/9/2013 23:56	63.9	20/9/2013 1:01	62.8	21/9/2013 2:06	61.4
15/9/2013 4:46	60.2	16/9/2013 5:51	60.6	17/9/2013 6:56	64.4	19/9/2013 0:01	64.2	20/9/2013 1:06	62.6	21/9/2013 2:11	60.8
15/9/2013 4:51	60.5	16/9/2013 5:56	60.3	17/9/2013 23:01	64.1	19/9/2013 0:06	63.1	20/9/2013 1:11	62.5	21/9/2013 2:16	60.2
15/9/2013 4:56	60.0	16/9/2013 6:01	60.4	17/9/2013 23:06	64.3	19/9/2013 0:11	63.2	20/9/2013 1:16	62.9	21/9/2013 2:21	60.7
15/9/2013 5:01	61.0	16/9/2013 6:06	60.7	17/9/2013 23:11	64.5	19/9/2013 0:16	64.7	20/9/2013 1:21	62.4	21/9/2013 2:26	60.5
15/9/2013 5:06	61.0	16/9/2013 6:11	61.8	17/9/2013 23:16	64.3	19/9/2013 0:21	63.2	20/9/2013 1:26	63.3	21/9/2013 2:31	60.3
15/9/2013 5:11	62.0	16/9/2013 6:16	62.9	17/9/2013 23:21	64.1	19/9/2013 0:26	63.2	20/9/2013 1:31	62.3	21/9/2013 2:36	60.4
15/9/2013 5:16	61.0	16/9/2013 6:21	62.3	17/9/2013 23:26	63.9	19/9/2013 0:31	62.8	20/9/2013 1:36	62.8	21/9/2013 2:41	61.3
15/9/2013 5:21	59.8	16/9/2013 6:26	63.2	17/9/2013 23:31	63.8	19/9/2013 0:36	63.2	20/9/2013 1:41	62.0	21/9/2013 2:46	59.9
15/9/2013 5:26	60.1	16/9/2013 6:31	63.3	17/9/2013 23:36	63.7	19/9/2013 0:41	62.6	20/9/2013 1:46	62.2	21/9/2013 2:51	60.2
15/9/2013 5:31	60.1	16/9/2013 6:36	63.5	17/9/2013 23:41	63.7	19/9/2013 0:46	62.9	20/9/2013 1:51	62.2	21/9/2013 2:56	60.0
15/9/2013 5:36	60.4	16/9/2013 6:41	64.3	17/9/2013 23:46	63.4	19/9/2013 0:51	62.5	20/9/2013 1:56	62.2	21/9/2013 3:01	59.9
15/9/2013 5:41	60.7	16/9/2013 6:46	64.3	17/9/2013 23:51	63.7	19/9/2013 0:56	62.3	20/9/2013 2:01	62.8	21/9/2013 3:06	59.9
15/9/2013 5:46	60.4	16/9/2013 6:51	64.4	17/9/2013 23:56	63.9	19/9/2013 1:01	62.5	20/9/2013 2:06	61.9	21/9/2013 3:11	59.7
15/9/2013 5:51	60.6	16/9/2013 6:56	64.9	18/9/2013 0:01	63.7	19/9/2013 1:06	62.3	20/9/2013 2:11	61.9	21/9/2013 3:16	59.1
15/9/2013 5:56	61.1	16/9/2013 23:01	63.7	18/9/2013 0:06	63.9	19/9/2013 1:11	61.9	20/9/2013 2:16	64.7	21/9/2013 3:21	59.2
15/9/2013 6:01	60.4	16/9/2013 23:06	64.2	18/9/2013 0:11	63.0	19/9/2013 1:16	61.6	20/9/2013 2:21	61.6	21/9/2013 3:26	60.3
15/9/2013 6:06	61.3	16/9/2013 23:11	63.8	18/9/2013 0:16	63.4	19/9/2013 1:21	62.1	20/9/2013 2:26	64.0	21/9/2013 3:31	61.2
15/9/2013 6:11	60.8	16/9/2013 23:16	63.8	18/9/2013 0:21	63.2	19/9/2013 1:26	61.7	20/9/2013 2:31	63.3	21/9/2013 3:36	59.9
15/9/2013 6:16	61.4	16/9/2013 23:21	63.8	18/9/2013 0:26	63.1	19/9/2013 1:31	61.6	20/9/2013 2:36	61.8	21/9/2013 3:41	58.9
15/9/2013 6:21	61.9	16/9/2013 23:26	63.2	18/9/2013 0:31	63.0	19/9/2013 1:36	61.2	20/9/2013 2:41	61.1	21/9/2013 3:46	59.0
15/9/2013 6:26	62.6	16/9/2013 23:31	63.3	18/9/2013 0:36	62.1	19/9/2013 1:41					

Real-time Noise Data		RTN2a (Hong Kong Electric Centre)									
21/9/2013 23:06	63.6	23/9/2013 0:11	61.7	24/9/2013 1:16	62.0	25/9/2013 2:21	60.1	26/9/2013 3:26	58.3	27/9/2013 4:31	58.0
21/9/2013 23:11	63.6	23/9/2013 0:16	61.5	24/9/2013 1:21	61.9	25/9/2013 2:26	61.0	26/9/2013 3:31	58.8	27/9/2013 4:36	57.9
21/9/2013 23:16	63.9	23/9/2013 0:21	61.3	24/9/2013 1:26	62.1	25/9/2013 2:31	60.7	26/9/2013 3:36	59.4	27/9/2013 4:41	58.8
21/9/2013 23:21	64.5	23/9/2013 0:26	66.6	24/9/2013 1:31	61.5	25/9/2013 2:36	60.1	26/9/2013 3:41	59.1	27/9/2013 4:46	58.6
21/9/2013 23:26	64.1	23/9/2013 0:31	61.6	24/9/2013 1:36	61.6	25/9/2013 2:41	60.0	26/9/2013 3:46	58.7	27/9/2013 4:51	58.4
21/9/2013 23:31	63.6	23/9/2013 0:36	62.1	24/9/2013 1:41	61.0	25/9/2013 2:46	59.4	26/9/2013 3:51	58.3	27/9/2013 4:56	58.5
21/9/2013 23:36	64.0	23/9/2013 0:41	62.6	24/9/2013 1:46	60.6	25/9/2013 2:51	59.0	26/9/2013 3:56	59.3	27/9/2013 5:01	59.9
21/9/2013 23:41	63.5	23/9/2013 0:46	61.2	24/9/2013 1:51	60.9	25/9/2013 2:56	59.4	26/9/2013 4:01	57.8	27/9/2013 5:06	59.4
21/9/2013 23:46	63.2	23/9/2013 0:51	62.5	24/9/2013 1:56	61.1	25/9/2013 3:01	59.5	26/9/2013 4:06	59.4	27/9/2013 5:11	59.6
21/9/2013 23:51	62.9	23/9/2013 0:56	63.0	24/9/2013 2:01	60.3	25/9/2013 3:06	59.0	26/9/2013 4:11	58.6	27/9/2013 5:16	59.0
21/9/2013 23:56	63.4	23/9/2013 1:01	62.6	24/9/2013 2:06	60.7	25/9/2013 3:11	59.3	26/9/2013 4:16	58.8	27/9/2013 5:21	59.7
22/9/2013 0:01	63.7	23/9/2013 1:06	63.9	24/9/2013 2:11	60.9	25/9/2013 3:16	59.0	26/9/2013 4:21	58.1	27/9/2013 5:26	59.9
22/9/2013 0:06	63.6	23/9/2013 1:11	62.4	24/9/2013 2:16	60.3	25/9/2013 3:21	58.6	26/9/2013 4:26	58.6	27/9/2013 5:31	59.6
22/9/2013 0:11	63.8	23/9/2013 1:16	61.9	24/9/2013 2:21	60.5	25/9/2013 3:26	58.0	26/9/2013 4:31	58.8	27/9/2013 5:36	60.1
22/9/2013 0:16	63.6	23/9/2013 1:21	62.8	24/9/2013 2:26	60.5	25/9/2013 3:31	58.5	26/9/2013 4:36	59.4	27/9/2013 5:41	60.3
22/9/2013 0:21	62.4	23/9/2013 1:26	61.1	24/9/2013 2:31	60.6	25/9/2013 3:36	58.8	26/9/2013 4:41	58.9	27/9/2013 5:46	61.0
22/9/2013 0:26	63.0	23/9/2013 1:31	60.6	24/9/2013 2:36	59.6	25/9/2013 3:41	58.7	26/9/2013 4:46	58.2	27/9/2013 5:51	60.5
22/9/2013 0:31	62.0	23/9/2013 1:36	60.9	24/9/2013 2:41	60.5	25/9/2013 3:46	59.5	26/9/2013 4:51	59.4	27/9/2013 5:56	61.1
22/9/2013 0:36	62.4	23/9/2013 1:41	63.1	24/9/2013 2:46	59.4	25/9/2013 3:51	59.7	26/9/2013 4:56	58.2	27/9/2013 6:01	61.0
22/9/2013 0:41	62.6	23/9/2013 1:46	61.2	24/9/2013 2:51	59.3	25/9/2013 3:56	59.2	26/9/2013 5:01	58.9	27/9/2013 6:06	61.6
22/9/2013 0:46	62.4	23/9/2013 1:51	61.6	24/9/2013 2:56	59.9	25/9/2013 4:01	58.0	26/9/2013 5:06	59.9	27/9/2013 6:11	62.6
22/9/2013 0:51	62.6	23/9/2013 1:56	62.9	24/9/2013 3:01	60.0	25/9/2013 4:06	58.6	26/9/2013 5:11	59.7	27/9/2013 6:16	61.5
22/9/2013 0:56	62.3	23/9/2013 2:01	62.5	24/9/2013 3:06	59.6	25/9/2013 4:11	57.2	26/9/2013 5:16	60.0	27/9/2013 6:21	62.1
22/9/2013 1:01	62.2	23/9/2013 2:06	61.6	24/9/2013 3:11	59.7	25/9/2013 4:16	58.3	26/9/2013 5:21	59.5	27/9/2013 6:26	62.6
22/9/2013 1:06	61.8	23/9/2013 2:11	60.3	24/9/2013 3:16	59.5	25/9/2013 4:21	57.3	26/9/2013 5:26	60.1	27/9/2013 6:31	62.3
22/9/2013 1:11	62.1	23/9/2013 2:16	59.8	24/9/2013 3:21	59.7	25/9/2013 4:26	57.9	26/9/2013 5:31	60.3	27/9/2013 6:36	63.7
22/9/2013 1:16	61.5	23/9/2013 2:21	61.2	24/9/2013 3:26	59.0	25/9/2013 4:31	59.0	26/9/2013 5:36	60.2	27/9/2013 6:41	64.1
22/9/2013 1:21	61.6	23/9/2013 2:26	60.0	24/9/2013 3:31	58.1	25/9/2013 4:36	58.3	26/9/2013 5:41	59.8	27/9/2013 6:46	64.1
22/9/2013 1:26	61.4	23/9/2013 2:31	60.3	24/9/2013 3:36	58.7	25/9/2013 4:41	58.3	26/9/2013 5:46	61.0	27/9/2013 6:51	64.1
22/9/2013 1:31	61.8	23/9/2013 2:36	60.8	24/9/2013 3:41	59.2	25/9/2013 4:46	57.8	26/9/2013 5:51	60.5	27/9/2013 6:56	64.8
22/9/2013 1:36	61.6	23/9/2013 2:41	59.8	24/9/2013 3:46	58.1	25/9/2013 4:51	58.3	26/9/2013 5:56	60.8	27/9/2013 7:01	64.5
22/9/2013 1:41	61.4	23/9/2013 2:46	59.8	24/9/2013 3:51	58.8	25/9/2013 4:56	58.0	26/9/2013 6:01	60.9	27/9/2013 7:06	64.4
22/9/2013 1:46	61.4	23/9/2013 2:51	60.2	24/9/2013 3:56	58.7	25/9/2013 5:01	59.9	26/9/2013 6:06	61.9	27/9/2013 7:11	64.8
22/9/2013 1:51	60.6	23/9/2013 2:56	60.0	24/9/2013 4:01	59.1	25/9/2013 5:06	59.2	26/9/2013 6:11	61.7	27/9/2013 7:16	64.1
22/9/2013 1:56	61.3	23/9/2013 3:01	58.7	24/9/2013 4:06	59.3	25/9/2013 5:11	59.8	26/9/2013 6:16	61.8	27/9/2013 7:21	64.0
22/9/2013 2:01	61.0	23/9/2013 3:06	59.5	24/9/2013 4:11	58.9	25/9/2013 5:16	59.0	26/9/2013 6:21	62.8	27/9/2013 7:26	64.5
22/9/2013 2:06	61.5	23/9/2013 3:11	58.1	24/9/2013 4:16	58.9	25/9/2013 5:21	59.6	26/9/2013 6:26	62.2	27/9/2013 7:31	64.4
22/9/2013 2:11	61.0	23/9/2013 3:16	58.7	24/9/2013 4:21	59.5	25/9/2013 5:26	60.1	26/9/2013 6:31	62.9	27/9/2013 7:36	64.1
22/9/2013 2:16	60.8	23/9/2013 3:21	58.6	24/9/2013 4:26	58.7	25/9/2013 5:31	59.4	26/9/2013 6:36	64.1	27/9/2013 7:41	63.8
22/9/2013 2:21	60.3	23/9/2013 3:26	59.1	24/9/2013 4:31	58.7	25/9/2013 5:36	59.9	26/9/2013 6:41	63.6	27/9/2013 7:46	64.3
22/9/2013 2:26	60.8	23/9/2013 3:31	58.6	24/9/2013 4:36	58.7	25/9/2013 5:41	60.4	26/9/2013 6:46	63.9	27/9/2013 7:51	64.2
22/9/2013 2:31	60.7	23/9/2013 3:36	57.5	24/9/2013 4:41	59.4	25/9/2013 5:46	60.9	26/9/2013 6:51	64.2	27/9/2013 7:56	64.2
22/9/2013 2:36	60.4	23/9/2013 3:41	59.8	24/9/2013 4:46	59.9	25/9/2013 5:51	60.3	26/9/2013 6:56	64.5		
22/9/2013 2:41	60.8	23/9/2013 3:46	59.2	24/9/2013 4:51	60.0	25/9/2013 5:56	60.4	26/9/2013 7:01	64.2		
22/9/2013 2:46	60.1	23/9/2013 3:51	58.9	24/9/2013 4:56	59.4	25/9/2013 6:01	61.3	26/9/2013 7:06	64.9		
22/9/2013 2:51	60.4	23/9/2013 3:56	58.7	24/9/2013 5:01	59.1	25/9/2013 6:06	61.3	26/9/2013 7:11	64.5		
22/9/2013 2:56	59.5	23/9/2013 4:01	58.5	24/9/2013 5:06	59.3	25/9/2013 6:11	61.7	26/9/2013 7:16	64.8		
22/9/2013 3:01	59.4	23/9/2013 4:06	58.5	24/9/2013 5:11	59.4	25/9/2013 6:16	61.8	26/9/2013 7:21	64.1		
22/9/2013 3:06	60.3	23/9/2013 4:11	57.9	24/9/2013 5:16	59.7	25/9/2013 6:21	62.3	26/9/2013 7:26	64.4		
22/9/2013 3:11	59.7	23/9/2013 4:16	59.1	24/9/2013 5:21	60.1	25/9/2013 6:26	62.7	26/9/2013 7:31	64.5		
22/9/2013 3:16	59.4	23/9/2013 4:21	59.1	24/9/2013 5:26	60.3	25/9/2013 6:31	63.3	26/9/2013 7:36	64.5		
22/9/2013 3:21	59.8	23/9/2013 4:26	57.5	24/9/2013 5:31	59.6	25/9/2013 6:36	63.4	26/9/2013 7:41	64.2		
22/9/2013 3:26	59.7	23/9/2013 4:31	59.3	24/9/2013 5:36	60.4	25/9/2013 6:41	63.7	26/9/2013 7:46	64.5		
22/9/2013 3:31	59.3	23/9/2013 4:36	58.2	24/9/2013 5:41	60.1	25/9/2013 6:46	64.1	26/9/2013 7:51	64.1		
22/9/2013 3:36	59.9	23/9/2013 4:41	58.4	24/9/2013 5:46	60.3	25/9/2013 6:51	64.8	26/9/2013 7:56	64.3		
22/9/2013 3:41	59.8	23/9/2013 4:46	57.5	24/9/2013 5:51	60.7	25/9/2013 6:56	64.4	26/9/2013 8:01	64.0		
22/9/2013 3:46	59.1	23/9/2013 4:51	58.5	24/9/2013 5:56	61.2	25/9/2013 7:01	64.2	27/9/2013 0:06	64.1		
22/9/2013 3:51	59.6	23/9/2013 4:56	59.6	24/9/2013 6:01	61.8	25/9/2013 7:06	64.5	27/9/2013 0:11	63.8		
22/9/2013 3:56	59.4	23/9/2013 5:01	58.3	24/9/2013 6:06	61.5	25/9/2013 7:11	64.4	27/9/2013 0:16	63.8		
22/9/2013 4:01	59.7	23/9/2013 5:06	59.5	24/9/2013 6:11	60.8	25/9/2013 7:16	64.1	27/9/2013 0:21	63.5		
22/9/2013 4:06	59.2	23/9/2013 5:11	59.2	24/9/2013 6:16	62.0	25/9/2013 7:21	64.4	27/9/2013 0:26	63.5		
22/9/2013 4:11	59.9	23/9/2013 5:16	59.0	24/9/2013 6:21	62.6	25/9/2013 7:26	63.9	27/9/2013 0:31	63.2		
22/9/2013 4:16	59.7	23/9/2013 5:21	59.2	24/9/2013 6:26	60.1	25/9/2013 7:31	64.2	27/9/2013 0:36	64.0		
22/9/2013 4:21	59.0	23/9/2013 5:26	59.7	24/9/2013 6:31	62.6	25/9/2013 7:36	64.3	27/9/2013 0:41	63.0		
22/9/2013 4:26	60.1	23/9/2013 5:31	59.6	24/9/2013 6:36	63.8	25/9/2013 7:41	63.9	27/9/2013 0:46	62.8		
22/9/2013 4:31	59.5	23/9/2013 5:36	59.1	24/9/2013 6:41	63.8	25/9/2013 7:46	64.0	27/9/2013 0:51	62.7		
22/9/2013 4:36	60.0	23/9/2013 5:41	59.5	24/9/2013 6:46	64.5	25/9/2013 7:51	64.0	27/9/2013 0:56	62.7		
22/9/2013 4:41	59.3	23/9/2013 5:46	59.7	24/9/2013 6:51	64.8	25/9/2013 7:56	63.7	27/9/2013 1:01	63.3		
22/9/2013 4:46	58.4	23/9/2013 5:51	59.6	24/9/2013 6:56	64.8	26/9/2013 0:01	64.3	27/9/2013 1:06	62.5		
22/9/2013 4:51	59.6	23/9/2013 5:56	59.2	24/9/2013 7:01	64.1	26/9/2013 0:06	63.6	27/9/2013 1:11	62.2		
22/9/2013 4:56	59.4	23/9/2013 6:01	59.9	24/9/2013 7:06	64.9	26/9/2013 0:11	63.4	27/9/2013 1:16	62.2		
22/9/2013 5:01	59.5	23/9/2013 6:06	60.1	24/9/2013 7:11	64.4	26/9/2013 0:16	63.1	27/9/2013 1:21	62.2		
22/9/2013 5:06	60.0	23/9/2013 6:11	60.2	24/9/2013 7:16	63.9	26/9/2013 0:21	63.3	27/9/2013 1:26	61.7		
22/9/2013 5:11	58.9	23/9/2013 6:16	59.6	24/9/2013 7:21	64.1	26/9/2013 0:26	63.2	27/9/2013 1:31	61.7		
22/9/2013 5:16	60.4	23/9/2013 6:21	59.8	24/9/2013 7:26	63.7	26/9/201					

Real-time Noise Data RTN3 (Po Leung Kuk Yu Lee Mo Fan Memorial School)

Normal Day 07:00-19:00

28/8/2013 7:01	68.2	2/9/2013 12:01	68.6	7/9/2013 18:31	67.6	13/9/2013 13:01	68.8	19/9/2013 7:31	68.8	23/9/2013 14:01	68.9
28/8/2013 7:31	68.8	2/9/2013 12:31	68.8	8/9/2013 7:01	66.3	13/9/2013 13:31	69.0	19/9/2013 8:01	68.5	23/9/2013 14:31	68.9
28/8/2013 8:01	68.2	2/9/2013 13:01	69.0	8/9/2013 7:31	67.3	13/9/2013 14:01	69.1	19/9/2013 8:31	68.3	23/9/2013 15:01	68.8
28/8/2013 8:31	65.9	2/9/2013 13:31	69.3	8/9/2013 8:01	67.7	13/9/2013 14:31	68.9	19/9/2013 9:01	67.3	23/9/2013 15:31	68.8
28/8/2013 9:01	67.8	2/9/2013 14:01	69.5	8/9/2013 8:31	68.1	13/9/2013 15:01	68.2	19/9/2013 9:31	66.5	23/9/2013 16:01	68.7
28/8/2013 9:31	69.5	2/9/2013 14:31	69.1	8/9/2013 9:01	68.7	13/9/2013 15:31	68.5	19/9/2013 10:01	68.5	23/9/2013 16:31	68.6
28/8/2013 10:01	69.0	2/9/2013 15:01	68.9	8/9/2013 9:31	68.5	13/9/2013 16:01	68.8	19/9/2013 10:31	69.2	23/9/2013 17:01	68.7
28/8/2013 10:31	69.0	2/9/2013 15:31	69.2	8/9/2013 10:01	68.4	13/9/2013 16:31	68.7	19/9/2013 11:01	68.2	23/9/2013 17:31	68.6
28/8/2013 11:01	68.8	2/9/2013 16:01	69.3	8/9/2013 10:31	68.2	13/9/2013 17:01	68.5	19/9/2013 11:31	62.0	23/9/2013 18:01	68.5
28/8/2013 11:31	68.5	2/9/2013 16:31	69.0	8/9/2013 11:01	68.4	13/9/2013 17:31	67.9	19/9/2013 12:01	69.6	23/9/2013 18:31	68.8
28/8/2013 12:01	68.2	2/9/2013 17:01	68.7	8/9/2013 11:31	67.4	13/9/2013 18:01	68.0	19/9/2013 12:31	68.9	24/9/2013 7:01	68.7
28/8/2013 12:31	67.9	2/9/2013 17:31	68.4	8/9/2013 12:01	67.9	13/9/2013 18:31	67.9	19/9/2013 13:01	68.2	24/9/2013 7:31	69.5
28/8/2013 13:01	68.1	2/9/2013 18:01	68.4	8/9/2013 12:31	67.9	14/9/2013 7:01	68.4	19/9/2013 13:31	68.4	24/9/2013 8:01	66.2
28/8/2013 13:31	68.5	2/9/2013 18:31	68.2	8/9/2013 13:01	68.1	14/9/2013 7:31	68.9	19/9/2013 14:01	68.5	24/9/2013 8:31	66.0
28/8/2013 14:01	68.4	3/9/2013 7:01	53.4	8/9/2013 13:31	68.0	14/9/2013 8:01	66.4	19/9/2013 14:31	68.4	24/9/2013 9:01	65.9
28/8/2013 14:31	68.6	3/9/2013 7:31	51.7	8/9/2013 14:01	68.2	14/9/2013 8:31	66.2	19/9/2013 15:01	68.9	24/9/2013 9:31	67.7
28/8/2013 15:01	68.2	3/9/2013 8:01	66.8	8/9/2013 14:31	68.5	14/9/2013 9:01	69.0	19/9/2013 15:31	68.4	24/9/2013 10:01	55.1
28/8/2013 15:31	68.4	3/9/2013 8:31	66.8	8/9/2013 15:01	68.5	14/9/2013 9:31	69.3	19/9/2013 16:01	68.2	24/9/2013 10:31	69.6
28/8/2013 16:01	68.4	3/9/2013 9:01	61.6	8/9/2013 15:31	68.1	14/9/2013 10:01	69.3	19/9/2013 16:31	68.4	24/9/2013 11:01	69.4
28/8/2013 16:31	68.5	3/9/2013 9:31	62.3	8/9/2013 16:01	68.2	14/9/2013 10:31	62.7	19/9/2013 17:01	67.4	24/9/2013 11:31	69.2
28/8/2013 17:01	68.3	3/9/2013 10:01	69.7	8/9/2013 16:31	68.2	14/9/2013 11:01	69.2	19/9/2013 17:31	66.3	24/9/2013 12:01	68.6
28/8/2013 17:31	68.2	3/9/2013 10:31	54.0	8/9/2013 17:01	67.6	14/9/2013 11:31	68.3	19/9/2013 18:01	65.7	24/9/2013 12:31	68.8
28/8/2013 18:01	68.0	3/9/2013 11:01	55.3	8/9/2013 17:31	67.5	14/9/2013 12:01	68.1	19/9/2013 18:31	65.9	24/9/2013 13:01	68.9
28/8/2013 18:31	68.0	3/9/2013 11:31	55.5	8/9/2013 18:01	67.3	14/9/2013 12:31	68.3	19/9/2013 19:01	67.0	24/9/2013 13:31	69.2
28/8/2013 19:01	65.7	3/9/2013 12:01	69.6	8/9/2013 18:31	67.3	14/9/2013 13:01	68.5	20/9/2013 7:31	65.5	24/9/2013 14:01	68.9
29/8/2013 7:01	68.0	3/9/2013 12:31	69.5	9/9/2013 7:01	66.6	14/9/2013 13:31	68.8	20/9/2013 8:01	65.6	24/9/2013 14:31	68.9
29/8/2013 7:31	68.5	3/9/2013 13:01	69.3	9/9/2013 7:31	67.0	14/9/2013 14:01	68.6	20/9/2013 8:31	66.2	24/9/2013 15:01	69.2
29/8/2013 8:01	68.1	3/9/2013 13:31	69.1	9/9/2013 8:01	67.3	14/9/2013 14:31	68.9	20/9/2013 9:01	66.2	24/9/2013 15:31	68.9
29/8/2013 8:31	66.2	3/9/2013 14:01	66.6	9/9/2013 8:31	67.9	14/9/2013 15:01	69.1	20/9/2013 9:31	66.7	24/9/2013 16:01	68.8
29/8/2013 9:01	65.7	3/9/2013 14:31	69.5	9/9/2013 9:01	68.2	14/9/2013 15:31	69.0	20/9/2013 10:01	66.8	24/9/2013 16:31	68.7
29/8/2013 9:31	66.6	3/9/2013 15:01	69.2	9/9/2013 9:31	68.4	14/9/2013 16:01	69.0	20/9/2013 10:31	67.0	24/9/2013 17:01	69.1
29/8/2013 10:01	68.5	3/9/2013 15:31	54.8	9/9/2013 10:01	68.3	14/9/2013 16:31	68.8	20/9/2013 11:01	66.9	24/9/2013 17:31	68.5
29/8/2013 10:31	66.6	3/9/2013 16:01	59.7	9/9/2013 10:31	68.3	14/9/2013 17:01	68.5	20/9/2013 11:31	67.1	24/9/2013 18:01	68.4
29/8/2013 11:01	68.5	3/9/2013 16:31	63.6	9/9/2013 11:01	68.2	14/9/2013 17:31	68.2	20/9/2013 12:01	67.0	24/9/2013 18:31	68.2
29/8/2013 11:31	68.6	3/9/2013 17:01	59.0	9/9/2013 11:31	68.0	14/9/2013 18:01	68.0	20/9/2013 12:31	67.4	26/9/2013 7:01	68.5
29/8/2013 12:01	66.7	3/9/2013 17:31	57.5	9/9/2013 12:01	68.1	14/9/2013 18:31	67.9	20/9/2013 13:01	67.2	26/9/2013 7:31	68.9
29/8/2013 12:31	68.3	3/9/2013 18:01	50.4	9/9/2013 12:31	68.0	15/9/2013 7:01	67.9	20/9/2013 13:31	66.9	26/9/2013 8:01	66.8
29/8/2013 13:01	68.0	3/9/2013 18:31	69.6	9/9/2013 13:01	68.0	15/9/2013 7:31	68.5	20/9/2013 14:01	67.0	26/9/2013 8:31	66.6
29/8/2013 13:31	68.0	5/9/2013 7:01	60.0	9/9/2013 13:31	67.9	15/9/2013 8:01	67.9	20/9/2013 14:31	67.2	26/9/2013 9:01	67.7
29/8/2013 14:01	68.9	5/9/2013 7:31	69.4	9/9/2013 14:01	68.8	15/9/2013 8:31	65.8	20/9/2013 15:01	67.1	26/9/2013 9:31	68.5
29/8/2013 14:31	68.9	5/9/2013 8:01	66.1	9/9/2013 14:31	69.6	15/9/2013 9:01	66.3	20/9/2013 15:31	67.3	26/9/2013 10:01	69.2
29/8/2013 15:01	68.7	5/9/2013 8:31	66.1	9/9/2013 15:01	69.0	15/9/2013 9:31	69.0	20/9/2013 16:01	67.6	26/9/2013 10:31	61.3
29/8/2013 15:31	68.5	5/9/2013 9:01	66.3	9/9/2013 15:31	69.1	15/9/2013 10:01	69.5	20/9/2013 16:31	67.3	26/9/2013 11:01	67.0
29/8/2013 16:01	68.6	5/9/2013 9:31	68.3	9/9/2013 16:01	68.9	15/9/2013 10:31	66.6	20/9/2013 17:01	67.3	26/9/2013 11:31	68.4
29/8/2013 16:31	68.7	5/9/2013 10:01	67.3	9/9/2013 16:31	68.8	15/9/2013 11:01	68.6	20/9/2013 17:31	67.1	26/9/2013 12:01	68.5
29/8/2013 17:01	68.4	5/9/2013 10:31	68.6	9/9/2013 17:01	69.0	15/9/2013 11:31	68.5	20/9/2013 18:01	67.1	26/9/2013 12:31	68.5
29/8/2013 17:31	68.4	5/9/2013 11:01	70.5	9/9/2013 17:31	68.9	15/9/2013 12:01	68.0	20/9/2013 18:31	67.0	26/9/2013 13:01	69.2
29/8/2013 18:01	67.9	5/9/2013 11:31	70.1	9/9/2013 18:01	69.0	15/9/2013 12:31	67.9	21/9/2013 7:01	66.3	26/9/2013 13:31	63.7
29/8/2013 18:31	67.8	5/9/2013 12:01	67.0	9/9/2013 18:31	69.1	15/9/2013 13:01	68.1	21/9/2013 7:31	67.1	26/9/2013 14:01	57.3
29/8/2013 19:01	67.9	5/9/2013 12:31	68.8	10/9/2013 7:01	67.9	15/9/2013 13:31	68.9	21/9/2013 8:01	67.9	26/9/2013 14:31	68.2
30/8/2013 7:01	69.4	5/9/2013 13:01	67.8	10/9/2013 7:31	68.3	15/9/2013 14:01	68.6	21/9/2013 8:31	68.3	26/9/2013 15:01	65.9
30/8/2013 7:31	52.5	5/9/2013 13:31	65.9	10/9/2013 8:01	67.4	15/9/2013 14:31	68.1	21/9/2013 9:01	68.4	26/9/2013 15:31	59.1
30/8/2013 8:01	67.9	5/9/2013 14:01	67.5	10/9/2013 8:31	65.6	15/9/2013 15:01	68.3	21/9/2013 9:31	68.5	26/9/2013 16:01	61.7
30/8/2013 8:31	67.9	5/9/2013 14:31	66.0	10/9/2013 9:01	65.3	15/9/2013 15:31	68.6	21/9/2013 10:01	68.6	26/9/2013 16:31	69.0
30/8/2013 9:01	66.7	5/9/2013 15:01	66.9	10/9/2013 9:31	69.1	15/9/2013 16:01	68.7	21/9/2013 10:31	68.4	26/9/2013 17:01	68.6
30/8/2013 9:31	69.5	5/9/2013 15:31	68.5	10/9/2013 10:01	69.0	15/9/2013 16:31	69.0	21/9/2013 11:01	68.5	26/9/2013 17:31	68.4
30/8/2013 10:01	62.4	5/9/2013 16:01	68.0	10/9/2013 10:31	69.1	15/9/2013 17:01	68.1	21/9/2013 11:31	68.6	26/9/2013 18:01	68.5
30/8/2013 10:31	51.7	5/9/2013 16:31	68.2	10/9/2013 11:01	68.1	15/9/2013 17:31	67.8	21/9/2013 12:01	67.9	26/9/2013 18:31	66.8
30/8/2013 11:01	60.6	5/9/2013 17:01	67.9	10/9/2013 11:31	68.0	15/9/2013 18:01	67.7	21/9/2013 12:31	67.9	27/9/2013 7:01	68.8
30/8/2013 11:31	69.6	5/9/2013 17:31	67.9	10/9/2013 12:01	68.0	15/9/2013 18:31	67.7	21/9/2013 13:01	68.0	27/9/2013 7:31	69.2
30/8/2013 12:01	69.1	5/9/2013 18:01	68.1	10/9/2013 12:31	68.0	16/9/2013 7:01	66.3	21/9/2013 13:31	67.5	27/9/2013 8:01	67.2
30/8/2013 12:31	69.5	5/9/2013 18:31	66.7	10/9/2013 13:01	68.0	16/9/2013 7:31	66.9	21/9/2013 14:01	67.8	27/9/2013 8:31	66.3
30/8/2013 13:01	69.5	5/9/2013 19:01	66.8	10/9/2013 13:31	68.9	16/9/2013 8:01	67.3	21/9/2013 14:31	67.7	27/9/2013 9:01	68.1
30/8/2013 13:31	55.2	6/9/2013 7:01	67.3	10/9/2013 14:01	68.7	16/9/2013 8:31	68.1	21/9/2013 15:01	67.6	27/9/2013 9:31	69.3
30/8/2013 14:01	68.7	6/9/2013 7:31	67.3	10/9/2013 14:31	68.6	16/9/2013 9:01	68.4	21/9/2013 15:31	66.6	27/9/2013 10:01	68.7
30/8/2013 14:31	69.2	6/9/2013 8:01	67.9	10/9/2013 15:01	68.0	16/9/2013 9:31	68.7	21/9/2013 16:01	67.6	27/9/2013 10:31	68.8
30/8/2013 15:01	67.9	6/9/2013 8:31	68.1	10/9/2013 15:31	68.6	16/9/2013 10:01	69.0	21/9/2013 16:31	67.9	27/9/2013 11:01	62.1
30/8/2013 15:31	66.0	6/9/2013 9:01	68.0	10/9/2013 16:01	68.8	16/9/2013 10:31	69.2	21/9/2013 17:01	68.3	27/9/2013 11:31	68.8
30/8/2013 16:01	69.0	6/9/2013 9:31	68.0	10/9/2013 16:31	68.5	16/9/2013 11:01	69.4	21/9/2013 17:31	67.9	27/9/2013 12:01	68.6
30/8/2013 16:31	69.3	6/9/2013 10:01	67.6	10/9/2013 17:01	68.3	16/9/2013 11:31	69.3</				

Real-time Noise Data		RTN3 (Po Leung Kuk Yu Lee Mo Fan Memorial School)									
28/8/2013 20:51	59.1	30/8/2013 21:56	61.2	1/9/2013 11:01	64.9	1/9/2013 20:06	60.7	3/9/2013 21:11	62.6	5/9/2013 22:16	60.8
28/8/2013 20:56	58.1	30/8/2013 22:01	61.7	1/9/2013 11:06	64.1	1/9/2013 20:11	60.1	3/9/2013 21:16	64.2	5/9/2013 22:21	66.3
28/8/2013 21:01	51.3	30/8/2013 22:06	62.9	1/9/2013 11:11	64.8	1/9/2013 20:16	59.8	3/9/2013 21:21	62.7	5/9/2013 22:26	53.9
28/8/2013 21:06	57.1	30/8/2013 22:11	63.0	1/9/2013 11:16	65.7	1/9/2013 20:21	57.8	3/9/2013 21:26	64.0	5/9/2013 22:31	52.5
28/8/2013 21:11	58.0	30/8/2013 22:16	60.8	1/9/2013 11:21	66.5	1/9/2013 20:26	60.1	3/9/2013 21:31	63.0	5/9/2013 22:36	58.4
28/8/2013 21:16	51.7	30/8/2013 22:21	61.2	1/9/2013 11:26	64.9	1/9/2013 20:31	60.5	3/9/2013 21:36	64.5	5/9/2013 22:41	60.7
28/8/2013 21:21	57.5	30/8/2013 22:26	59.3	1/9/2013 11:31	64.4	1/9/2013 20:36	60.5	3/9/2013 21:41	63.4	5/9/2013 22:46	56.0
28/8/2013 21:26	59.8	30/8/2013 22:31	61.5	1/9/2013 11:36	65.3	1/9/2013 20:41	61.4	3/9/2013 21:46	63.4	5/9/2013 22:51	66.4
28/8/2013 21:31	59.1	30/8/2013 22:36	56.3	1/9/2013 11:41	65.2	1/9/2013 20:46	59.4	3/9/2013 21:51	61.8	5/9/2013 22:56	56.7
28/8/2013 21:36	58.3	30/8/2013 22:41	58.9	1/9/2013 11:46	65.6	1/9/2013 20:51	63.5	3/9/2013 21:56	63.2	6/9/2013 19:01	65.1
28/8/2013 21:41	56.5	30/8/2013 22:46	61.2	1/9/2013 11:51	64.5	1/9/2013 20:56	58.9	3/9/2013 22:01	62.3	6/9/2013 19:06	65.2
28/8/2013 21:46	54.6	30/8/2013 22:51	60.4	1/9/2013 11:56	64.9	1/9/2013 21:01	59.6	3/9/2013 22:06	62.5	6/9/2013 19:11	64.8
28/8/2013 21:51	59.7	30/8/2013 22:56	59.9	1/9/2013 12:01	64.6	1/9/2013 21:06	57.3	3/9/2013 22:11	63.5	6/9/2013 19:16	65.6
28/8/2013 21:56	55.3	31/8/2013 19:01	65.0	1/9/2013 12:06	64.3	1/9/2013 21:11	51.7	3/9/2013 22:16	63.0	6/9/2013 19:21	66.2
28/8/2013 22:01	44.9	31/8/2013 19:06	66.2	1/9/2013 12:11	65.4	1/9/2013 21:16	59.6	3/9/2013 22:21	62.0	6/9/2013 19:26	64.4
28/8/2013 22:06	61.4	31/8/2013 19:11	65.3	1/9/2013 12:16	64.4	1/9/2013 21:21	59.1	3/9/2013 22:26	63.7	6/9/2013 19:31	64.8
28/8/2013 22:11	59.4	31/8/2013 19:16	66.4	1/9/2013 12:21	65.5	1/9/2013 21:26	59.1	3/9/2013 22:31	62.0	6/9/2013 19:36	64.4
28/8/2013 22:16	59.4	31/8/2013 19:21	66.0	1/9/2013 12:26	65.3	1/9/2013 21:31	59.6	3/9/2013 22:36	61.3	6/9/2013 19:41	65.2
28/8/2013 22:21	58.2	31/8/2013 19:26	65.5	1/9/2013 12:31	64.1	1/9/2013 21:36	60.0	3/9/2013 22:41	62.4	6/9/2013 19:46	63.4
28/8/2013 22:26	66.5	31/8/2013 19:31	66.5	1/9/2013 12:36	66.2	1/9/2013 21:41	57.9	3/9/2013 22:46	63.6	6/9/2013 19:51	65.6
28/8/2013 22:31	55.7	31/8/2013 19:36	65.8	1/9/2013 12:41	65.7	1/9/2013 21:46	60.3	3/9/2013 22:51	63.4	6/9/2013 19:56	63.0
28/8/2013 22:36	54.9	31/8/2013 19:41	66.1	1/9/2013 12:46	65.1	1/9/2013 21:51	59.7	3/9/2013 22:56	61.8	6/9/2013 20:01	64.1
28/8/2013 22:41	59.6	31/8/2013 19:46	66.8	1/9/2013 12:51	64.4	1/9/2013 21:56	64.6	4/9/2013 19:01	66.8	6/9/2013 20:06	63.4
28/8/2013 22:46	53.4	31/8/2013 19:51	65.6	1/9/2013 12:56	64.4	1/9/2013 22:01	58.9	4/9/2013 19:06	67.3	6/9/2013 20:11	61.2
28/8/2013 22:51	55.3	31/8/2013 19:56	66.0	1/9/2013 13:01	65.8	1/9/2013 22:06	59.1	4/9/2013 19:11	66.8	6/9/2013 20:16	65.3
28/8/2013 22:56	56.1	31/8/2013 20:01	64.9	1/9/2013 13:06	63.8	1/9/2013 22:11	54.4	4/9/2013 19:16	66.9	6/9/2013 20:21	62.9
29/8/2013 19:01	64.1	31/8/2013 20:06	64.9	1/9/2013 13:11	64.7	1/9/2013 22:16	58.9	4/9/2013 19:21	66.5	6/9/2013 20:26	61.3
29/8/2013 19:06	62.7	31/8/2013 20:11	64.5	1/9/2013 13:16	63.1	1/9/2013 22:21	58.7	4/9/2013 19:26	67.2	6/9/2013 20:31	63.2
29/8/2013 19:11	63.3	31/8/2013 20:16	65.2	1/9/2013 13:21	63.9	1/9/2013 22:26	56.7	4/9/2013 19:31	66.8	6/9/2013 20:36	62.5
29/8/2013 19:16	63.4	31/8/2013 20:21	65.2	1/9/2013 13:26	64.4	1/9/2013 22:31	59.0	4/9/2013 19:36	67.0	6/9/2013 20:41	59.5
29/8/2013 19:21	61.1	31/8/2013 20:26	64.8	1/9/2013 13:31	64.4	1/9/2013 22:36	59.6	4/9/2013 19:41	67.2	6/9/2013 20:46	62.0
29/8/2013 19:26	62.6	31/8/2013 20:31	65.6	1/9/2013 13:36	66.4	1/9/2013 22:41	53.2	4/9/2013 19:46	66.9	6/9/2013 20:51	61.3
29/8/2013 19:31	63.1	31/8/2013 20:36	66.6	1/9/2013 13:41	65.7	1/9/2013 22:46	58.9	4/9/2013 19:51	66.8	6/9/2013 20:56	60.1
29/8/2013 19:36	61.9	31/8/2013 20:41	64.5	1/9/2013 13:46	64.8	1/9/2013 22:51	63.5	4/9/2013 19:56	66.5	6/9/2013 21:01	61.1
29/8/2013 19:41	59.4	31/8/2013 20:46	65.5	1/9/2013 13:51	65.0	1/9/2013 22:56	57.4	4/9/2013 20:01	66.0	6/9/2013 21:06	59.7
29/8/2013 19:46	61.0	31/8/2013 20:51	64.5	1/9/2013 13:56	65.8	2/9/2013 19:01	61.5	4/9/2013 20:06	67.2	6/9/2013 21:11	61.8
29/8/2013 19:51	59.3	31/8/2013 20:56	65.2	1/9/2013 14:01	64.6	2/9/2013 19:06	61.1	4/9/2013 20:11	65.4	6/9/2013 21:16	60.2
29/8/2013 19:56	60.0	31/8/2013 21:01	64.6	1/9/2013 14:06	63.0	2/9/2013 19:11	62.4	4/9/2013 20:16	66.3	6/9/2013 21:21	59.7
29/8/2013 20:01	58.4	31/8/2013 21:06	66.0	1/9/2013 14:11	62.9	2/9/2013 19:16	62.3	4/9/2013 20:21	66.7	6/9/2013 21:26	58.0
29/8/2013 20:06	60.7	31/8/2013 21:11	65.7	1/9/2013 14:16	62.6	2/9/2013 19:21	64.1	4/9/2013 20:26	66.2	6/9/2013 21:31	59.7
29/8/2013 20:11	55.6	31/8/2013 21:16	66.2	1/9/2013 14:21	63.9	2/9/2013 19:26	63.1	4/9/2013 20:31	64.5	6/9/2013 21:36	62.0
29/8/2013 20:16	61.1	31/8/2013 21:21	64.5	1/9/2013 14:26	63.4	2/9/2013 19:31	62.4	4/9/2013 20:36	65.6	6/9/2013 21:41	60.3
29/8/2013 20:21	60.7	31/8/2013 21:26	65.8	1/9/2013 14:31	65.2	2/9/2013 19:36	62.6	4/9/2013 20:41	65.2	6/9/2013 21:46	61.1
29/8/2013 20:26	60.1	31/8/2013 21:31	65.5	1/9/2013 14:36	63.5	2/9/2013 19:41	56.6	4/9/2013 20:46	65.1	6/9/2013 21:51	61.5
29/8/2013 20:31	58.5	31/8/2013 21:36	66.6	1/9/2013 14:41	63.8	2/9/2013 19:46	61.7	4/9/2013 20:51	66.1	6/9/2013 21:56	61.1
29/8/2013 20:36	57.5	31/8/2013 21:41	66.0	1/9/2013 14:46	63.4	2/9/2013 19:51	67.9	4/9/2013 20:56	65.8	6/9/2013 22:01	61.1
29/8/2013 20:41	53.7	31/8/2013 21:46	64.6	1/9/2013 14:51	64.1	2/9/2013 19:56	69.1	4/9/2013 21:01	65.0	6/9/2013 22:06	61.9
29/8/2013 20:46	66.5	31/8/2013 21:51	66.3	1/9/2013 14:56	63.5	2/9/2013 20:01	69.9	4/9/2013 21:06	65.2	6/9/2013 22:11	63.1
29/8/2013 20:51	60.4	31/8/2013 21:56	66.2	1/9/2013 15:01	63.5	2/9/2013 20:06	69.5	4/9/2013 21:11	65.0	6/9/2013 22:16	61.7
29/8/2013 20:56	59.2	31/8/2013 22:01	65.1	1/9/2013 15:06	64.7	2/9/2013 20:11	70.2	4/9/2013 21:16	65.7	6/9/2013 22:21	59.7
29/8/2013 21:01	59.0	31/8/2013 22:06	65.8	1/9/2013 15:11	63.4	2/9/2013 20:16	70.2	4/9/2013 21:21	65.4	6/9/2013 22:26	62.3
29/8/2013 21:06	53.0	31/8/2013 22:11	66.1	1/9/2013 15:16	61.7	2/9/2013 20:21	69.7	4/9/2013 21:26	64.9	6/9/2013 22:31	60.9
29/8/2013 21:11	59.3	31/8/2013 22:16	65.4	1/9/2013 15:21	62.8	2/9/2013 20:26	67.8	4/9/2013 21:31	65.1	6/9/2013 22:36	62.8
29/8/2013 21:16	54.0	31/8/2013 22:21	65.9	1/9/2013 15:26	64.1	2/9/2013 20:31	67.9	4/9/2013 21:36	65.3	6/9/2013 22:41	62.3
29/8/2013 21:21	52.5	31/8/2013 22:26	64.6	1/9/2013 15:31	65.8	2/9/2013 20:36	69.6	4/9/2013 21:41	65.1	6/9/2013 22:46	59.7
29/8/2013 21:26	56.6	31/8/2013 22:31	65.6	1/9/2013 15:36	62.0	2/9/2013 20:41	70.0	4/9/2013 21:46	63.6	6/9/2013 22:51	60.7
29/8/2013 21:31	58.1	31/8/2013 22:36	65.3	1/9/2013 15:41	63.5	2/9/2013 20:46	68.4	4/9/2013 21:51	64.2	6/9/2013 22:56	61.7
29/8/2013 21:36	58.0	31/8/2013 22:41	66.0	1/9/2013 15:46	62.7	2/9/2013 20:51	67.0	4/9/2013 21:56	63.8	7/9/2013 19:01	64.4
29/8/2013 21:41	58.4	31/8/2013 22:46	65.4	1/9/2013 15:51	63.1	2/9/2013 20:56	66.5	4/9/2013 22:01	65.9	7/9/2013 19:06	64.2
29/8/2013 21:46	50.6	31/8/2013 22:51	65.2	1/9/2013 15:56	63.7	2/9/2013 21:01	65.5	4/9/2013 22:06	68.2	7/9/2013 19:11	64.3
29/8/2013 21:51	52.8	31/8/2013 22:56	64.9	1/9/2013 16:01	63.1	2/9/2013 21:06	65.4	4/9/2013 22:11	67.2	7/9/2013 19:16	65.3
29/8/2013 21:56	56.6	1/9/2013 7:01	66.4	1/9/2013 16:06	62.8	2/9/2013 21:11	64.2	4/9/2013 22:16	67.1	7/9/2013 19:21	54.2
29/8/2013 22:01	53.2	1/9/2013 7:06	49.2	1/9/2013 16:11	63.5	2/9/2013 21:16	63.7	4/9/2013 22:21	66.4	7/9/2013 19:26	61.6
29/8/2013 22:06	59.1	1/9/2013 7:11	60.4	1/9/2013 16:16	62.3	2/9/2013 21:21	65.2	4/9/2013 22:26	65.1	7/9/2013 19:31	60.4
29/8/2013 22:11	54.0	1/9/2013 7:16	58.2	1/9/2013 16:21	61.4	2/9/2013 21:26	63.4	4/9/2013 22:31	63.9	7/9/2013 19:36	59.7
29/8/2013 22:16	54.2	1/9/2013 7:21	68.6	1/9/2013 16:26	62.0	2/9/2013 21:31	63.5	4/9/2013 22:36	65.9	7/9/2013 19:41	59.6
29/8/2013 22:21	58.1	1/9/2013 7:26	63.7	1/9/2013 16:31	62.4	2/9/2013 21:36	64.8	4/9/2013 22:41	68.1	7/9/2013 19:46	60.9
29/8/2013 22:26	57.5	1/9/2013 7:31	60.1	1/9/2013 16:36	63.5	2/9/2013 21:41	69.5	4/9/2013 22:46	69.7	7/9/2013 19:51	60.1
29/8/2013 22:31	58.4	1/9/2013 7:36	64.4	1/9/2013 16:41	62.4	2/9/2013 21:46	69.4	4/9/2013 22:51	68.6	7/9/2013 19:56	60.1
29/8/2013 22:36	57.5	1/9/2013 7:41	61.0	1/9/2013 16:46	62.0	2/9/2013 21:51	69.8	4/9/2013 22:56	67.9	7/9/2013 20:01	59.4
29/8/2013 22:41	59.3	1/9/201									

Real-time Noise Data		RTN3 (Po Leung Kuk Yu Lee Mo Fan Memorial School)									
8/9/2013 7:21	66.0	8/9/2013 16:26	63.0	9/9/2013 21:31	63.3	11/9/2013 22:36	60.8	14/9/2013 19:41	61.1	15/9/2013 12:46	63.3
8/9/2013 7:26	49.7	8/9/2013 16:31	62.6	9/9/2013 21:36	63.8	11/9/2013 22:41	59.1	14/9/2013 19:46	62.7	15/9/2013 12:51	63.7
8/9/2013 7:31	58.5	8/9/2013 16:36	64.4	9/9/2013 21:41	63.5	11/9/2013 22:46	58.5	14/9/2013 19:51	58.2	15/9/2013 12:56	64.6
8/9/2013 7:36	59.2	8/9/2013 16:41	63.7	9/9/2013 21:46	62.8	11/9/2013 22:51	56.9	14/9/2013 19:56	54.0	15/9/2013 13:01	59.2
8/9/2013 7:41	61.0	8/9/2013 16:46	63.7	9/9/2013 21:51	63.2	11/9/2013 22:56	59.8	14/9/2013 20:01	60.6	15/9/2013 13:06	61.9
8/9/2013 7:46	61.3	8/9/2013 16:51	63.8	9/9/2013 21:56	63.0	12/9/2013 19:01	64.5	14/9/2013 20:06	56.5	15/9/2013 13:11	63.0
8/9/2013 7:51	59.6	8/9/2013 16:56	62.8	9/9/2013 22:01	64.2	12/9/2013 19:06	61.1	14/9/2013 20:11	59.3	15/9/2013 13:16	62.2
8/9/2013 7:56	58.2	8/9/2013 17:01	60.1	9/9/2013 22:06	63.5	12/9/2013 19:11	63.3	14/9/2013 20:16	61.3	15/9/2013 13:21	64.3
8/9/2013 8:01	59.1	8/9/2013 17:06	61.4	9/9/2013 22:11	64.2	12/9/2013 19:16	63.2	14/9/2013 20:21	59.3	15/9/2013 13:26	65.0
8/9/2013 8:06	60.3	8/9/2013 17:11	60.8	9/9/2013 22:16	63.7	12/9/2013 19:21	62.7	14/9/2013 20:26	56.7	15/9/2013 13:31	65.2
8/9/2013 8:11	62.3	8/9/2013 17:16	61.4	9/9/2013 22:21	62.9	12/9/2013 19:26	61.9	14/9/2013 20:31	56.3	15/9/2013 13:36	64.3
8/9/2013 8:16	61.9	8/9/2013 17:21	62.2	9/9/2013 22:26	61.4	12/9/2013 19:31	63.7	14/9/2013 20:36	59.2	15/9/2013 13:41	65.4
8/9/2013 8:21	62.2	8/9/2013 17:26	60.6	9/9/2013 22:31	61.5	12/9/2013 19:36	59.7	14/9/2013 20:41	59.3	15/9/2013 13:46	65.4
8/9/2013 8:26	63.2	8/9/2013 17:31	62.3	9/9/2013 22:36	61.9	12/9/2013 19:41	59.8	14/9/2013 20:46	56.0	15/9/2013 13:51	65.2
8/9/2013 8:31	62.8	8/9/2013 17:36	61.0	9/9/2013 22:41	60.9	12/9/2013 19:46	63.1	14/9/2013 20:51	58.6	15/9/2013 13:56	65.0
8/9/2013 8:36	62.6	8/9/2013 17:41	62.5	9/9/2013 22:46	61.2	12/9/2013 19:51	61.7	14/9/2013 20:56	59.6	15/9/2013 14:01	65.2
8/9/2013 8:41	64.2	8/9/2013 17:46	58.4	9/9/2013 22:51	60.7	12/9/2013 19:56	61.3	14/9/2013 21:01	56.1	15/9/2013 14:06	64.7
8/9/2013 8:46	64.2	8/9/2013 17:51	54.4	9/9/2013 22:56	62.6	12/9/2013 20:01	59.7	14/9/2013 21:06	57.6	15/9/2013 14:11	63.7
8/9/2013 8:51	64.2	8/9/2013 17:56	60.4	10/9/2013 19:01	62.1	12/9/2013 20:06	59.9	14/9/2013 21:11	61.0	15/9/2013 14:16	63.3
8/9/2013 8:56	55.5	8/9/2013 18:01	58.5	10/9/2013 19:06	61.1	12/9/2013 20:11	57.7	14/9/2013 21:16	58.3	15/9/2013 14:21	64.3
8/9/2013 9:01	64.5	8/9/2013 18:06	60.1	10/9/2013 19:11	63.6	12/9/2013 20:16	59.3	14/9/2013 21:21	47.9	15/9/2013 14:26	63.7
8/9/2013 9:06	63.4	8/9/2013 18:11	60.3	10/9/2013 19:16	61.6	12/9/2013 20:21	60.3	14/9/2013 21:26	56.3	15/9/2013 14:31	63.8
8/9/2013 9:11	64.7	8/9/2013 18:16	61.2	10/9/2013 19:21	60.5	12/9/2013 20:26	59.4	14/9/2013 21:31	58.4	15/9/2013 14:36	64.5
8/9/2013 9:16	65.2	8/9/2013 18:21	60.1	10/9/2013 19:26	62.3	12/9/2013 20:31	61.0	14/9/2013 21:36	60.4	15/9/2013 14:41	62.6
8/9/2013 9:21	64.7	8/9/2013 18:26	55.2	10/9/2013 19:31	61.1	12/9/2013 20:36	63.6	14/9/2013 21:41	60.6	15/9/2013 14:46	60.1
8/9/2013 9:26	65.2	8/9/2013 18:31	59.5	10/9/2013 19:36	61.1	12/9/2013 20:41	60.3	14/9/2013 21:46	60.2	15/9/2013 14:51	62.5
8/9/2013 9:31	64.6	8/9/2013 18:36	58.5	10/9/2013 19:41	62.3	12/9/2013 20:46	61.9	14/9/2013 21:51	58.4	15/9/2013 14:56	63.5
8/9/2013 9:36	64.1	8/9/2013 18:41	60.1	10/9/2013 19:46	61.9	12/9/2013 20:51	58.0	14/9/2013 21:56	58.8	15/9/2013 15:01	64.7
8/9/2013 9:41	64.4	8/9/2013 18:46	60.2	10/9/2013 19:51	62.7	12/9/2013 20:56	60.1	14/9/2013 22:01	56.7	15/9/2013 15:06	62.6
8/9/2013 9:46	63.8	8/9/2013 18:51	59.0	10/9/2013 19:56	60.9	12/9/2013 21:01	60.2	14/9/2013 22:06	58.6	15/9/2013 15:11	63.8
8/9/2013 9:51	64.1	8/9/2013 18:56	61.1	10/9/2013 20:01	61.5	12/9/2013 21:06	60.5	14/9/2013 22:11	56.2	15/9/2013 15:16	63.1
8/9/2013 9:56	64.4	8/9/2013 19:01	58.6	10/9/2013 20:06	59.7	12/9/2013 21:11	58.2	14/9/2013 22:16	57.5	15/9/2013 15:21	63.3
8/9/2013 10:01	63.4	8/9/2013 19:06	59.4	10/9/2013 20:11	60.3	12/9/2013 21:16	61.4	14/9/2013 22:21	55.9	15/9/2013 15:26	62.6
8/9/2013 10:06	64.5	8/9/2013 19:11	58.4	10/9/2013 20:16	58.4	12/9/2013 21:21	61.4	14/9/2013 22:26	56.7	15/9/2013 15:31	64.3
8/9/2013 10:11	64.1	8/9/2013 19:16	60.0	10/9/2013 20:21	57.7	12/9/2013 21:26	61.4	14/9/2013 22:31	66.4	15/9/2013 15:36	64.3
8/9/2013 10:16	64.6	8/9/2013 19:21	61.0	10/9/2013 20:26	61.3	12/9/2013 21:31	61.7	14/9/2013 22:36	58.6	15/9/2013 15:41	65.0
8/9/2013 10:21	62.9	8/9/2013 19:26	60.7	10/9/2013 20:31	61.3	12/9/2013 21:36	60.5	14/9/2013 22:41	59.7	15/9/2013 15:46	65.3
8/9/2013 10:26	63.4	8/9/2013 19:31	61.0	10/9/2013 20:36	60.5	12/9/2013 21:41	61.0	14/9/2013 22:46	66.4	15/9/2013 15:51	64.1
8/9/2013 10:31	64.5	8/9/2013 19:36	56.3	10/9/2013 20:41	60.4	12/9/2013 21:46	62.2	14/9/2013 22:51	52.2	15/9/2013 15:56	65.3
8/9/2013 10:36	62.9	8/9/2013 19:41	60.2	10/9/2013 20:46	58.0	12/9/2013 21:51	61.6	14/9/2013 22:56	56.7	15/9/2013 16:01	64.2
8/9/2013 10:41	62.9	8/9/2013 19:46	55.5	10/9/2013 20:51	65.6	12/9/2013 21:56	61.6	15/9/2013 7:01	61.7	15/9/2013 16:06	65.1
8/9/2013 10:46	63.2	8/9/2013 19:51	51.3	10/9/2013 20:56	65.3	12/9/2013 22:01	62.2	15/9/2013 7:06	62.8	15/9/2013 16:11	64.3
8/9/2013 10:51	63.5	8/9/2013 19:56	60.9	10/9/2013 21:01	63.6	12/9/2013 22:06	60.5	15/9/2013 7:11	61.2	15/9/2013 16:16	64.8
8/9/2013 10:56	61.4	8/9/2013 20:01	57.9	10/9/2013 21:06	64.3	12/9/2013 22:11	57.9	15/9/2013 7:16	62.8	15/9/2013 16:21	64.7
8/9/2013 11:01	62.5	8/9/2013 20:06	51.0	10/9/2013 21:11	63.0	12/9/2013 22:16	59.2	15/9/2013 7:21	63.7	15/9/2013 16:26	65.0
8/9/2013 11:06	64.0	8/9/2013 20:11	53.9	10/9/2013 21:16	62.9	12/9/2013 22:21	62.2	15/9/2013 7:26	63.6	15/9/2013 16:31	64.4
8/9/2013 11:11	63.9	8/9/2013 20:16	58.9	10/9/2013 21:21	64.1	12/9/2013 22:26	54.4	15/9/2013 7:31	64.0	15/9/2013 16:36	66.8
8/9/2013 11:16	63.6	8/9/2013 20:21	66.5	10/9/2013 21:26	64.8	12/9/2013 22:31	53.2	15/9/2013 7:36	64.0	15/9/2013 16:41	65.4
8/9/2013 11:21	63.4	8/9/2013 20:26	57.7	10/9/2013 21:31	65.6	12/9/2013 22:36	60.0	15/9/2013 7:41	64.6	15/9/2013 16:46	65.2
8/9/2013 11:26	65.4	8/9/2013 20:31	59.0	10/9/2013 21:36	65.2	12/9/2013 22:41	58.4	15/9/2013 7:46	64.9	15/9/2013 16:51	64.6
8/9/2013 11:31	62.3	8/9/2013 20:36	44.9	10/9/2013 21:41	65.3	12/9/2013 22:46	56.8	15/9/2013 7:51	64.3	15/9/2013 16:56	64.3
8/9/2013 11:36	62.7	8/9/2013 20:41	49.2	10/9/2013 21:46	64.4	12/9/2013 22:51	53.9	15/9/2013 7:56	64.4	15/9/2013 17:01	62.8
8/9/2013 11:41	62.4	8/9/2013 20:46	53.9	10/9/2013 21:51	64.4	12/9/2013 22:56	66.3	15/9/2013 8:01	64.8	15/9/2013 17:06	62.6
8/9/2013 11:46	55.6	8/9/2013 20:51	40.1	10/9/2013 21:56	65.5	13/9/2013 19:01	63.3	15/9/2013 8:06	63.5	15/9/2013 17:11	62.2
8/9/2013 11:51	66.1	8/9/2013 20:56	65.7	10/9/2013 22:01	64.8	13/9/2013 19:06	63.3	15/9/2013 8:11	63.0	15/9/2013 17:16	62.3
8/9/2013 11:56	57.9	8/9/2013 21:01	65.8	10/9/2013 22:06	65.4	13/9/2013 19:11	59.7	15/9/2013 8:16	59.9	15/9/2013 17:21	63.4
8/9/2013 12:01	62.4	8/9/2013 21:06	66.0	10/9/2013 22:11	65.2	13/9/2013 19:16	58.3	15/9/2013 8:21	65.9	15/9/2013 17:26	62.2
8/9/2013 12:06	62.8	8/9/2013 21:11	66.0	10/9/2013 22:16	64.6	13/9/2013 19:21	60.3	15/9/2013 8:26	64.9	15/9/2013 17:31	62.2
8/9/2013 12:11	62.5	8/9/2013 21:16	66.3	10/9/2013 22:21	64.9	13/9/2013 19:26	58.0	15/9/2013 8:31	65.8	15/9/2013 17:36	62.5
8/9/2013 12:16	61.7	8/9/2013 21:21	66.1	10/9/2013 22:26	65.2	13/9/2013 19:31	55.6	15/9/2013 8:36	65.5	15/9/2013 17:41	61.0
8/9/2013 12:21	63.0	8/9/2013 21:26	66.2	10/9/2013 22:31	65.6	13/9/2013 19:36	58.7	15/9/2013 8:41	65.5	15/9/2013 17:46	61.2
8/9/2013 12:26	61.8	8/9/2013 21:31	66.4	10/9/2013 22:36	64.7	13/9/2013 19:41	58.8	15/9/2013 8:46	65.9	15/9/2013 17:51	62.7
8/9/2013 12:31	63.6	8/9/2013 21:36	66.0	10/9/2013 22:41	64.0	13/9/2013 19:46	57.1	15/9/2013 8:51	58.0	15/9/2013 17:56	61.8
8/9/2013 12:36	62.9	8/9/2013 21:41	51.7	10/9/2013 22:46	64.6	13/9/2013 19:51	59.3	15/9/2013 8:56	65.8	15/9/2013 18:01	59.9
8/9/2013 12:41	62.1	8/9/2013 21:46	49.7	10/9/2013 22:51	64.9	13/9/2013 19:56	56.8	15/9/2013 9:01	65.8	15/9/2013 18:06	61.0
8/9/2013 12:46	62.4	8/9/2013 21:51	50.6	10/9/2013 22:56	65.1	13/9/2013 20:01	54.4	15/9/2013 9:06	65.9	15/9/2013 18:11	62.6
8/9/2013 12:51	61.8	8/9/2013 21:56	66.2	11/9/2013 19:01	63.6	13/9/2013 20:06	51.3	15/9/2013 9:11	66.1	15/9/2013 18:16	61.8
8/9/2013 12:56	61.8	8/9/2013 22:01	50.2	11/9/2013 19:06	62.2	13/9/2013 20:11	59.9	15/9/2013 9:16	66.4	15/9/2013 18:21	61.7
8/9/2013 13:01	62.0	8/9/2013 22:06	66.4	11/9/2013 19:11	63.6	13/9/2013 20:16	61.1	15/9/2013 9:21	61.3	15/9/2013 18:26	62.4
8/9/2013 13:06	63.9	8/9/2013 22:11	59.3	11/9/2013 19:16	63.0	13/9/2013 20:21	62.0	15/9/2013 9:26	60.7	15/9/2013 18:31</	

Real-time Noise Data	RTN3 (Po Leung Kuk Yu Lee Mo Fan Memorial School)										
15/9/2013 21:51	47.1	17/9/2013 22:56	61.1	20/9/2013 8:01	65.5	20/9/2013 17:06	58.4	21/9/2013 22:11	50.2	22/9/2013 15:16	63.2
15/9/2013 21:56	53.7	18/9/2013 19:01	63.9	20/9/2013 8:06	65.7	20/9/2013 17:11	66.5	21/9/2013 22:16	56.7	22/9/2013 15:21	62.4
15/9/2013 22:01	57.1	18/9/2013 19:06	64.7	20/9/2013 8:11	65.1	20/9/2013 17:16	60.4	21/9/2013 22:21	53.7	22/9/2013 15:26	63.1
15/9/2013 22:06	66.3	18/9/2013 19:11	64.5	20/9/2013 8:16	66.0	20/9/2013 17:21	63.6	21/9/2013 22:26	55.0	22/9/2013 15:31	64.4
15/9/2013 22:11	49.2	18/9/2013 19:16	65.4	20/9/2013 8:21	65.6	20/9/2013 17:26	59.6	21/9/2013 22:31	66.5	22/9/2013 15:36	64.9
15/9/2013 22:16	53.9	18/9/2013 19:21	64.1	20/9/2013 8:26	65.6	20/9/2013 17:31	58.1	21/9/2013 22:36	63.7	22/9/2013 15:41	65.0
15/9/2013 22:21	53.9	18/9/2013 19:26	65.9	20/9/2013 8:31	65.9	20/9/2013 17:36	57.9	21/9/2013 22:41	59.7	22/9/2013 15:46	64.5
15/9/2013 22:26	66.4	18/9/2013 19:31	63.5	20/9/2013 8:36	66.1	20/9/2013 17:41	58.4	21/9/2013 22:46	66.2	22/9/2013 15:51	64.4
15/9/2013 22:31	66.2	18/9/2013 19:36	63.2	20/9/2013 8:41	66.1	20/9/2013 17:46	57.2	21/9/2013 22:51	58.2	22/9/2013 15:56	63.7
15/9/2013 22:36	49.7	18/9/2013 19:41	64.2	20/9/2013 8:46	66.5	20/9/2013 17:51	58.7	21/9/2013 22:56	66.4	22/9/2013 16:01	64.1
15/9/2013 22:41	57.1	18/9/2013 19:46	63.3	20/9/2013 8:51	66.4	20/9/2013 17:56	58.7	22/9/2013 7:01	65.0	22/9/2013 16:06	64.0
15/9/2013 22:46	58.5	18/9/2013 19:51	63.1	20/9/2013 8:56	65.9	20/9/2013 18:01	53.7	22/9/2013 7:06	64.7	22/9/2013 16:11	64.0
15/9/2013 22:51	43.1	18/9/2013 19:56	63.6	20/9/2013 9:01	65.9	20/9/2013 18:06	61.5	22/9/2013 7:11	64.9	22/9/2013 16:16	64.8
15/9/2013 22:56	66.5	18/9/2013 20:01	62.3	20/9/2013 9:06	65.9	20/9/2013 18:11	57.5	22/9/2013 7:16	65.8	22/9/2013 16:21	63.8
16/9/2013 19:01	65.1	18/9/2013 20:06	63.1	20/9/2013 9:11	66.2	20/9/2013 18:16	49.2	22/9/2013 7:21	64.7	22/9/2013 16:26	62.9
16/9/2013 19:06	62.9	18/9/2013 20:11	62.9	20/9/2013 9:16	66.3	20/9/2013 18:21	60.4	22/9/2013 7:26	64.8	22/9/2013 16:31	63.4
16/9/2013 19:11	64.9	18/9/2013 20:16	62.4	20/9/2013 9:21	66.1	20/9/2013 18:26	58.4	22/9/2013 7:31	64.7	22/9/2013 16:36	64.0
16/9/2013 19:16	65.7	18/9/2013 20:21	61.4	20/9/2013 9:26	54.6	20/9/2013 18:31	58.6	22/9/2013 7:36	65.4	22/9/2013 16:41	65.4
16/9/2013 19:21	64.5	18/9/2013 20:26	60.7	20/9/2013 9:31	54.4	20/9/2013 18:36	54.4	22/9/2013 7:41	65.6	22/9/2013 16:46	64.0
16/9/2013 19:26	64.3	18/9/2013 20:31	61.2	20/9/2013 9:36	57.3	20/9/2013 18:41	60.3	22/9/2013 7:46	65.6	22/9/2013 16:51	63.9
16/9/2013 19:31	63.2	18/9/2013 20:36	62.7	20/9/2013 9:41	50.2	20/9/2013 18:46	58.3	22/9/2013 7:51	65.7	22/9/2013 16:56	62.6
16/9/2013 19:36	62.6	18/9/2013 20:41	66.6	20/9/2013 9:46	50.6	20/9/2013 18:51	55.2	22/9/2013 7:56	65.5	22/9/2013 17:01	62.2
16/9/2013 19:41	62.2	18/9/2013 20:46	61.9	20/9/2013 9:51	66.0	20/9/2013 18:56	56.1	22/9/2013 8:01	64.9	22/9/2013 17:06	60.8
16/9/2013 19:46	63.2	18/9/2013 20:51	60.5	20/9/2013 9:56	59.4	20/9/2013 19:01	57.5	22/9/2013 8:06	65.6	22/9/2013 17:11	64.2
16/9/2013 19:51	63.1	18/9/2013 20:56	60.3	20/9/2013 10:01	54.0	20/9/2013 19:06	57.8	22/9/2013 8:11	65.2	22/9/2013 17:16	63.5
16/9/2013 19:56	63.5	18/9/2013 21:01	62.7	20/9/2013 10:06	66.4	20/9/2013 19:11	59.3	22/9/2013 8:16	65.6	22/9/2013 17:21	61.8
16/9/2013 20:01	61.6	18/9/2013 21:06	62.2	20/9/2013 10:11	55.7	20/9/2013 19:16	58.2	22/9/2013 8:21	65.5	22/9/2013 17:26	63.7
16/9/2013 20:06	63.0	18/9/2013 21:11	61.7	20/9/2013 10:16	58.2	20/9/2013 19:21	57.3	22/9/2013 8:26	66.1	22/9/2013 17:31	62.6
16/9/2013 20:11	62.9	18/9/2013 21:16	60.8	20/9/2013 10:21	54.4	20/9/2013 19:26	55.9	22/9/2013 8:31	65.5	22/9/2013 17:36	62.7
16/9/2013 20:16	63.1	18/9/2013 21:21	60.0	20/9/2013 10:26	55.0	20/9/2013 19:31	56.1	22/9/2013 8:36	65.6	22/9/2013 17:41	62.3
16/9/2013 20:21	62.3	18/9/2013 21:26	61.0	20/9/2013 10:31	58.6	20/9/2013 19:36	47.1	22/9/2013 8:41	65.8	22/9/2013 17:46	62.4
16/9/2013 20:26	63.2	18/9/2013 21:31	61.8	20/9/2013 10:36	56.5	20/9/2013 19:41	66.5	22/9/2013 8:46	66.4	22/9/2013 17:51	61.3
16/9/2013 20:31	63.0	18/9/2013 21:36	61.7	20/9/2013 10:41	57.6	20/9/2013 19:46	56.1	22/9/2013 8:51	66.4	22/9/2013 17:56	61.1
16/9/2013 20:36	62.7	18/9/2013 21:41	62.7	20/9/2013 10:46	54.9	20/9/2013 19:51	51.0	22/9/2013 8:56	55.0	22/9/2013 18:01	61.0
16/9/2013 20:41	63.0	18/9/2013 21:46	60.7	20/9/2013 10:51	56.9	20/9/2013 19:56	43.1	22/9/2013 9:01	65.7	22/9/2013 18:06	59.5
16/9/2013 20:46	62.8	18/9/2013 21:51	61.1	20/9/2013 10:56	59.9	20/9/2013 20:01	66.1	22/9/2013 9:06	66.2	22/9/2013 18:11	61.7
16/9/2013 20:51	63.3	18/9/2013 21:56	59.6	20/9/2013 11:01	47.1	20/9/2013 20:06	66.4	22/9/2013 9:11	65.9	22/9/2013 18:16	62.0
16/9/2013 20:56	61.5	18/9/2013 22:01	59.0	20/9/2013 11:06	56.3	20/9/2013 20:11	66.5	22/9/2013 9:16	56.1	22/9/2013 18:21	62.5
16/9/2013 21:01	61.8	18/9/2013 22:06	61.1	20/9/2013 11:11	54.2	20/9/2013 20:16	66.2	22/9/2013 9:21	56.8	22/9/2013 18:26	61.8
16/9/2013 21:06	61.8	18/9/2013 22:11	63.0	20/9/2013 11:16	57.5	20/9/2013 20:21	66.2	22/9/2013 9:26	66.3	22/9/2013 18:31	59.5
16/9/2013 21:11	63.4	18/9/2013 22:16	58.0	20/9/2013 11:21	57.3	20/9/2013 20:26	65.9	22/9/2013 9:31	56.0	22/9/2013 18:36	59.6
16/9/2013 21:16	64.1	18/9/2013 22:21	60.8	20/9/2013 11:26	58.5	20/9/2013 20:31	66.1	22/9/2013 9:36	57.0	22/9/2013 18:41	60.6
16/9/2013 21:21	63.1	18/9/2013 22:26	61.2	20/9/2013 11:31	57.1	20/9/2013 20:36	66.1	22/9/2013 9:41	57.7	22/9/2013 18:46	60.7
16/9/2013 21:26	62.4	18/9/2013 22:31	62.0	20/9/2013 11:36	56.6	20/9/2013 20:41	53.7	22/9/2013 9:46	40.1	22/9/2013 18:51	56.3
16/9/2013 21:31	62.2	18/9/2013 22:36	60.2	20/9/2013 11:41	60.6	20/9/2013 20:46	65.9	22/9/2013 9:51	56.1	22/9/2013 18:56	57.7
16/9/2013 21:36	63.9	18/9/2013 22:41	62.3	20/9/2013 11:46	56.2	20/9/2013 20:51	66.0	22/9/2013 9:56	54.9	22/9/2013 19:01	58.0
16/9/2013 21:41	62.1	18/9/2013 22:46	61.3	20/9/2013 11:51	57.5	20/9/2013 20:56	66.4	22/9/2013 10:01	66.0	22/9/2013 19:06	56.7
16/9/2013 21:46	63.1	18/9/2013 22:51	63.8	20/9/2013 11:56	60.8	20/9/2013 21:01	65.8	22/9/2013 10:06	54.9	22/9/2013 19:11	62.4
16/9/2013 21:51	62.7	18/9/2013 22:56	60.7	20/9/2013 12:01	57.3	20/9/2013 21:06	55.7	22/9/2013 10:11	66.1	22/9/2013 19:16	61.2
16/9/2013 21:56	59.5	19/9/2013 19:01	65.6	20/9/2013 12:06	59.6	20/9/2013 21:11	66.4	22/9/2013 10:16	66.3	22/9/2013 19:21	65.1
16/9/2013 22:01	56.0	19/9/2013 19:06	66.0	20/9/2013 12:11	54.7	20/9/2013 21:16	65.9	22/9/2013 10:21	66.2	22/9/2013 19:26	62.7
16/9/2013 22:06	65.8	19/9/2013 19:11	66.0	20/9/2013 12:16	56.9	20/9/2013 21:21	66.2	22/9/2013 10:26	51.0	22/9/2013 19:31	62.4
16/9/2013 22:11	65.5	19/9/2013 19:16	65.9	20/9/2013 12:21	57.1	20/9/2013 21:26	66.4	22/9/2013 10:31	66.4	22/9/2013 19:36	58.9
16/9/2013 22:16	65.8	19/9/2013 19:21	65.7	20/9/2013 12:26	58.4	20/9/2013 21:31	66.0	22/9/2013 10:36	60.4	22/9/2013 19:41	55.9
16/9/2013 22:21	62.3	19/9/2013 19:26	65.5	20/9/2013 12:31	61.3	20/9/2013 21:36	66.5	22/9/2013 10:41	66.3	22/9/2013 19:46	52.0
16/9/2013 22:26	62.5	19/9/2013 19:31	65.7	20/9/2013 12:36	54.0	20/9/2013 21:41	52.8	22/9/2013 10:46	66.5	22/9/2013 19:51	66.0
16/9/2013 22:31	62.3	19/9/2013 19:36	65.8	20/9/2013 12:41	57.2	20/9/2013 21:46	54.0	22/9/2013 10:51	56.6	22/9/2013 19:56	66.1
16/9/2013 22:36	60.4	19/9/2013 19:41	44.9	20/9/2013 12:46	63.1	20/9/2013 21:51	56.2	22/9/2013 10:56	59.7	22/9/2013 20:01	53.9
16/9/2013 22:41	57.1	19/9/2013 19:46	57.2	20/9/2013 12:51	60.3	20/9/2013 21:56	53.4	22/9/2013 11:01	57.3	22/9/2013 20:06	58.9
16/9/2013 22:46	56.8	19/9/2013 19:51	57.5	20/9/2013 12:56	60.8	20/9/2013 22:01	49.2	22/9/2013 11:06	59.1	22/9/2013 20:11	62.7
16/9/2013 22:51	56.8	19/9/2013 19:56	57.2	20/9/2013 13:01	58.0	20/9/2013 22:06	47.1	22/9/2013 11:11	59.7	22/9/2013 20:16	60.3
16/9/2013 22:56	66.4	19/9/2013 20:01	54.7	20/9/2013 13:06	60.8	20/9/2013 22:11	53.0	22/9/2013 11:16	62.3	22/9/2013 20:21	56.7
17/9/2013 19:01	66.4	19/9/2013 20:06	54.2	20/9/2013 13:11	51.7	20/9/2013 22:16	50.6	22/9/2013 11:21	59.8	22/9/2013 20:26	46.2
17/9/2013 19:06	60.6	19/9/2013 20:11	57.9	20/9/2013 13:16	60.1	20/9/2013 22:21	51.0	22/9/2013 11:26	60.0	22/9/2013 20:31	67.0
17/9/2013 19:11	62.7	19/9/2013 20:16	55.0	20/9/2013 13:21	57.8	20/9/2013 22:26	56.9	22/9/2013 11:31	60.9	22/9/2013 20:36	69.1
17/9/2013 19:16	65.0	19/9/2013 20:21	57.1	20/9/2013 13:26	58.9	20/9/2013 22:31	53.0	22/9/2013 11:36	59.3	22/9/2013 20:41	66.5
17/9/2013 19:21	66.2	19/9/2013 20:26	55.3	20/9/2013 13:31	50.2	20/9/2013 22:36	47.9	22/9/2013 11:41	61.1	22/9/2013 20:46	67.5
17/9/2013 19:26	65.6	19/9/2013 20:31	47.9	20/9/2013 13:36	56.9	20/9/2013 22:41	58.9	22/9/2013 11:46	60.3	22/9/2013 20:51	62.2
17/9/2013 19:31	66.4	19/9/2013 20:36	51.3	20/9/2013 13:41	56.2	20/9/2013 22:46	66.2	22/9/2013 11:51	61.9	22/9/2013 20:56	66.5
17/9											

Real-time Noise Data		RTN3 (Po Leung Kuk Yu Lee Mo Fan Memorial School)									
23/9/2013 20:21	61.9	25/9/2013 21:26	58.9	27/9/2013 22:31	57.2	29/8/2013 0:21	62.0	30/8/2013 1:26	55.2	31/8/2013 2:31	61.4
23/9/2013 20:26	61.3	25/9/2013 21:31	61.4	27/9/2013 22:36	60.7	29/8/2013 0:26	61.5	30/8/2013 1:31	46.8	31/8/2013 2:36	59.8
23/9/2013 20:31	66.0	25/9/2013 21:36	59.4	27/9/2013 22:41	58.5	29/8/2013 0:31	62.9	30/8/2013 1:36	55.5	31/8/2013 2:41	62.4
23/9/2013 20:36	59.3	25/9/2013 21:41	59.6	27/9/2013 22:46	56.6	29/8/2013 0:36	60.1	30/8/2013 1:41	47.2	31/8/2013 2:46	59.7
23/9/2013 20:41	61.0	25/9/2013 21:46	61.0	27/9/2013 22:51	56.0	29/8/2013 0:41	61.3	30/8/2013 1:46	62.2	31/8/2013 2:51	59.4
23/9/2013 20:46	59.7	25/9/2013 21:51	60.3	27/9/2013 22:56	49.2	29/8/2013 0:46	61.0	30/8/2013 1:51	59.7	31/8/2013 2:56	58.8
23/9/2013 20:51	60.5	25/9/2013 21:56	61.3			29/8/2013 0:51	58.5	30/8/2013 1:56	60.9	31/8/2013 3:01	61.8
23/9/2013 20:56	62.4	25/9/2013 22:01	59.6			29/8/2013 0:56	58.7	30/8/2013 2:01	61.4	31/8/2013 3:06	55.9
23/9/2013 21:01	58.9	25/9/2013 22:06	57.7			29/8/2013 1:01	61.4	30/8/2013 2:06	62.5	31/8/2013 3:11	56.7
23/9/2013 21:06	60.5	25/9/2013 22:11	57.1			29/8/2013 1:06	58.6	30/8/2013 2:11	61.4	31/8/2013 3:16	54.1
23/9/2013 21:11	63.4	25/9/2013 22:16	60.4	28/8/2013 0:01	62.9	29/8/2013 1:11	57.6	30/8/2013 2:16	58.9	31/8/2013 3:21	50.0
23/9/2013 21:16	60.3	25/9/2013 22:21	59.0	28/8/2013 0:06	63.1	29/8/2013 1:16	58.4	30/8/2013 2:21	57.8	31/8/2013 3:26	63.0
23/9/2013 21:21	61.2	25/9/2013 22:26	59.1	28/8/2013 0:11	65.8	29/8/2013 1:21	56.0	30/8/2013 2:26	45.8	31/8/2013 3:31	62.9
23/9/2013 21:26	61.4	25/9/2013 22:31	57.2	28/8/2013 0:16	62.7	29/8/2013 1:26	55.5	30/8/2013 2:31	58.0	31/8/2013 3:36	52.7
23/9/2013 21:31	61.1	25/9/2013 22:36	51.0	28/8/2013 0:21	61.0	29/8/2013 1:31	58.2	30/8/2013 2:36	58.2	31/8/2013 3:41	52.3
23/9/2013 21:36	59.5	25/9/2013 22:41	58.0	28/8/2013 0:26	62.9	29/8/2013 1:36	55.9	30/8/2013 2:41	57.4	31/8/2013 3:46	46.8
23/9/2013 21:41	58.1	25/9/2013 22:46	60.6	28/8/2013 0:31	61.9	29/8/2013 1:41	45.8	30/8/2013 2:46	63.1	31/8/2013 3:51	50.5
23/9/2013 21:46	60.5	25/9/2013 22:51	49.2	28/8/2013 0:36	62.1	29/8/2013 1:46	62.3	30/8/2013 2:51	48.8	31/8/2013 3:56	63.0
23/9/2013 21:51	58.4	25/9/2013 22:56	58.7	28/8/2013 0:41	62.6	29/8/2013 1:51	55.3	30/8/2013 2:56	53.2	31/8/2013 4:01	51.9
23/9/2013 21:56	60.8	26/9/2013 19:01	66.3	28/8/2013 0:46	57.6	29/8/2013 1:56	62.7	30/8/2013 3:01	51.2	31/8/2013 4:06	63.0
23/9/2013 22:01	58.6	26/9/2013 19:06	57.0	28/8/2013 0:51	61.2	29/8/2013 2:01	62.9	30/8/2013 3:06	54.7	31/8/2013 4:11	55.3
23/9/2013 22:06	56.6	26/9/2013 19:11	57.1	28/8/2013 0:56	60.3	29/8/2013 2:06	63.1	30/8/2013 3:11	63.1	31/8/2013 4:16	57.6
23/9/2013 22:11	58.9	26/9/2013 19:16	62.4	28/8/2013 1:01	59.3	29/8/2013 2:11	62.7	30/8/2013 3:16	53.6	31/8/2013 4:21	57.3
23/9/2013 22:16	59.2	26/9/2013 19:21	65.3	28/8/2013 1:06	57.9	29/8/2013 2:16	61.6	30/8/2013 3:21	62.6	31/8/2013 4:26	59.5
23/9/2013 22:21	60.4	26/9/2013 19:26	63.7	28/8/2013 1:11	59.1	29/8/2013 2:21	62.7	30/8/2013 3:26	39.7	31/8/2013 4:31	59.5
23/9/2013 22:26	54.9	26/9/2013 19:31	64.3	28/8/2013 1:16	58.8	29/8/2013 2:26	62.3	30/8/2013 3:31	62.0	31/8/2013 4:36	58.9
23/9/2013 22:31	62.0	26/9/2013 19:36	64.2	28/8/2013 1:21	55.4	29/8/2013 2:31	62.3	30/8/2013 3:36	62.8	31/8/2013 4:41	57.7
23/9/2013 22:36	58.3	26/9/2013 19:41	63.6	28/8/2013 1:26	56.4	29/8/2013 2:36	62.3	30/8/2013 3:41	62.4	31/8/2013 4:46	59.1
23/9/2013 22:41	59.3	26/9/2013 19:46	63.1	28/8/2013 1:31	56.5	29/8/2013 2:41	62.4	30/8/2013 3:46	63.0	31/8/2013 4:51	57.8
23/9/2013 22:46	57.0	26/9/2013 19:51	60.3	28/8/2013 1:36	57.7	29/8/2013 2:46	61.8	30/8/2013 3:51	52.6	31/8/2013 4:56	59.7
23/9/2013 22:51	59.3	26/9/2013 19:56	62.2	28/8/2013 1:41	55.5	29/8/2013 2:51	62.1	30/8/2013 3:56	62.5	31/8/2013 5:01	59.4
23/9/2013 22:56	66.4	26/9/2013 20:01	60.8	28/8/2013 1:46	62.2	29/8/2013 2:56	61.8	30/8/2013 4:01	62.4	31/8/2013 5:06	61.8
24/9/2013 19:01	63.5	26/9/2013 20:06	59.3	28/8/2013 1:51	63.0	29/8/2013 3:01	61.4	30/8/2013 4:06	61.6	31/8/2013 5:11	60.6
24/9/2013 19:06	62.7	26/9/2013 20:11	61.9	28/8/2013 1:56	62.8	29/8/2013 3:06	61.7	30/8/2013 4:11	62.4	31/8/2013 5:16	65.0
24/9/2013 19:11	61.8	26/9/2013 20:16	61.8	28/8/2013 2:01	62.6	29/8/2013 3:11	61.9	30/8/2013 4:16	62.2	31/8/2013 5:21	61.5
24/9/2013 19:16	62.8	26/9/2013 20:21	63.5	28/8/2013 2:06	62.5	29/8/2013 3:16	61.8	30/8/2013 4:21	62.5	31/8/2013 5:26	59.7
24/9/2013 19:21	62.3	26/9/2013 20:26	62.9	28/8/2013 2:11	61.7	29/8/2013 3:21	60.7	30/8/2013 4:26	61.8	31/8/2013 5:31	61.9
24/9/2013 19:26	62.7	26/9/2013 20:31	60.7	28/8/2013 2:16	62.6	29/8/2013 3:26	61.8	30/8/2013 4:31	62.2	31/8/2013 5:36	62.5
24/9/2013 19:31	62.6	26/9/2013 20:36	62.7	28/8/2013 2:21	62.3	29/8/2013 3:31	60.5	30/8/2013 4:36	62.2	31/8/2013 5:41	62.3
24/9/2013 19:36	61.1	26/9/2013 20:41	64.2	28/8/2013 2:26	62.3	29/8/2013 3:36	61.5	30/8/2013 4:41	62.5	31/8/2013 5:46	65.1
24/9/2013 19:41	61.4	26/9/2013 20:46	64.1	28/8/2013 2:31	61.7	29/8/2013 3:41	62.3	30/8/2013 4:46	62.3	31/8/2013 5:51	63.5
24/9/2013 19:46	63.5	26/9/2013 20:51	64.2	28/8/2013 2:36	61.6	29/8/2013 3:46	61.3	30/8/2013 4:51	61.5	31/8/2013 5:56	62.8
24/9/2013 19:51	60.2	26/9/2013 20:56	64.5	28/8/2013 2:41	61.5	29/8/2013 3:51	60.2	30/8/2013 4:56	55.5	31/8/2013 6:01	62.2
24/9/2013 19:56	60.2	26/9/2013 21:01	63.8	28/8/2013 2:46	36.7	29/8/2013 3:56	60.2	30/8/2013 5:01	52.9	31/8/2013 6:06	62.7
24/9/2013 20:01	59.9	26/9/2013 21:06	63.9	28/8/2013 2:51	62.2	29/8/2013 4:01	62.4	30/8/2013 5:06	62.1	31/8/2013 6:11	64.3
24/9/2013 20:06	60.8	26/9/2013 21:11	64.7	28/8/2013 2:56	61.3	29/8/2013 4:06	60.8	30/8/2013 5:11	53.4	31/8/2013 6:16	64.9
24/9/2013 20:11	62.2	26/9/2013 21:16	64.8	28/8/2013 3:01	61.3	29/8/2013 4:11	61.2	30/8/2013 5:16	52.7	31/8/2013 6:21	63.0
24/9/2013 20:16	60.6	26/9/2013 21:21	65.3	28/8/2013 3:06	60.8	29/8/2013 4:16	60.2	30/8/2013 5:21	62.9	31/8/2013 6:26	65.0
24/9/2013 20:21	60.5	26/9/2013 21:26	64.8	28/8/2013 3:11	61.0	29/8/2013 4:21	60.3	30/8/2013 5:26	48.6	31/8/2013 6:31	64.3
24/9/2013 20:26	60.4	26/9/2013 21:31	64.6	28/8/2013 3:16	60.8	29/8/2013 4:26	60.7	30/8/2013 5:31	51.2	31/8/2013 6:36	64.9
24/9/2013 20:31	58.9	26/9/2013 21:36	64.1	28/8/2013 3:21	61.7	29/8/2013 4:31	60.5	30/8/2013 5:36	56.0	31/8/2013 6:41	66.3
24/9/2013 20:36	59.8	26/9/2013 21:41	63.7	28/8/2013 3:26	60.2	29/8/2013 4:36	60.2	30/8/2013 5:41	56.8	31/8/2013 6:46	65.7
24/9/2013 20:41	61.3	26/9/2013 21:46	63.8	28/8/2013 3:31	59.9	29/8/2013 4:41	60.8	30/8/2013 5:46	59.6	31/8/2013 6:51	65.7
24/9/2013 20:46	59.6	26/9/2013 21:51	65.4	28/8/2013 3:36	61.0	29/8/2013 4:46	60.9	30/8/2013 5:51	59.3	31/8/2013 6:56	65.9
24/9/2013 20:51	61.4	26/9/2013 21:56	64.1	28/8/2013 3:41	61.4	29/8/2013 4:51	61.4	30/8/2013 5:56	59.7	31/8/2013 7:01	67.0
24/9/2013 20:56	60.2	26/9/2013 22:01	63.7	28/8/2013 3:46	61.0	29/8/2013 4:56	62.0	30/8/2013 6:01	58.4	31/8/2013 7:06	67.1
24/9/2013 21:01	61.1	26/9/2013 22:06	64.0	28/8/2013 3:51	61.0	29/8/2013 5:01	61.0	30/8/2013 6:06	60.6	31/8/2013 7:11	67.3
24/9/2013 21:06	61.6	26/9/2013 22:11	62.6	28/8/2013 3:56	60.3	29/8/2013 5:06	61.0	30/8/2013 6:11	62.8	31/8/2013 7:16	67.1
24/9/2013 21:11	60.7	26/9/2013 22:16	63.0	28/8/2013 4:01	60.0	29/8/2013 5:11	62.1	30/8/2013 6:16	63.2	31/8/2013 7:21	66.9
24/9/2013 21:16	61.3	26/9/2013 22:21	62.6	28/8/2013 4:06	60.6	29/8/2013 5:16	61.8	30/8/2013 6:21	64.0	31/8/2013 7:26	67.7
24/9/2013 21:21	59.3	26/9/2013 22:26	63.0	28/8/2013 4:11	60.6	29/8/2013 5:21	61.4	30/8/2013 6:26	64.2	31/8/2013 7:31	67.3
24/9/2013 21:26	59.4	26/9/2013 22:31	61.2	28/8/2013 4:16	60.0	29/8/2013 5:26	60.8	30/8/2013 6:31	64.6	31/8/2013 7:36	67.1
24/9/2013 21:31	61.6	26/9/2013 22:36	63.2	28/8/2013 4:21	60.2	29/8/2013 5:31	61.6	30/8/2013 6:36	66.4	31/8/2013 7:41	66.9
24/9/2013 21:36	63.4	26/9/2013 22:41	62.8	28/8/2013 4:26	60.9	29/8/2013 5:36	61.9	30/8/2013 6:41	66.6	31/8/2013 7:46	66.4
24/9/2013 21:41	59.4	26/9/2013 22:46	61.8	28/8/2013 4:31	60.6	29/8/2013 5:41	61.7	30/8/2013 6:46	66.2	31/8/2013 7:51	67.0
24/9/2013 21:46	60.0	26/9/2013 22:51	63.8	28/8/2013 4:36	60.5	29/8/2013 5:46	62.9	30/8/2013 6:51	68.1	31/8/2013 7:56	67.2
24/9/2013 21:51	61.5	26/9/2013 22:56	62.5	28/8/2013 4:41	60.4	29/8/2013 5:51	63.0	30/8/2013 6:56	67.2	1/9/2013 0:01	66.7
24/9/2013 21:56	58.6	27/9/2013 19:01	64.0	28/8/2013 4:46	62.1	29/8/2013 5:56	47.9	30/8/2013 7:01	65.5	1/9/2013 0:06	66.9
24/9/2013 22:01	60.3	27/9/2013 19:06	55.2	28/8/2013 4:51	61.3	29/8/2013 6:01	52.1	30/8/2013 7:06	65.1	1/9/2013 0:11	66.6
24/9/2013 22:06	61.8	27/9/2013 19:11	61.0	28/8/2013 4:56	61.7	29/8/2013 6:06	54.2	30/8/2013 7:11	66.0	1/9/2013 0:16	67.1
24/9/2013 22:11	57.6	27/9/2013 19:16	62.0	28/8/2013 5:01	61.6	29/8/2013					

Real-time Noise Data		RTN3 (Po Leung Kuk Yu Lee Mo Fan Memorial School)									
1/9/2013 3:36	61.1	2/9/2013 4:41	61.5	3/9/2013 5:46	60.3	4/9/2013 6:51	66.0	5/9/2013 23:56	64.6	7/9/2013 1:01	60.2
1/9/2013 3:41	60.5	2/9/2013 4:46	59.2	3/9/2013 5:51	57.4	4/9/2013 6:56	66.3	6/9/2013 0:01	62.2	7/9/2013 1:06	58.0
1/9/2013 3:46	59.5	2/9/2013 4:51	61.5	3/9/2013 5:56	62.5	4/9/2013 23:01	70.0	6/9/2013 0:06	62.6	7/9/2013 1:11	55.9
1/9/2013 3:51	59.8	2/9/2013 4:56	61.0	3/9/2013 6:01	61.0	4/9/2013 23:06	70.6	6/9/2013 0:11	62.4	7/9/2013 1:16	55.3
1/9/2013 3:56	58.5	2/9/2013 5:01	61.0	3/9/2013 6:06	63.7	4/9/2013 23:11	70.8	6/9/2013 0:16	61.4	7/9/2013 1:21	60.0
1/9/2013 4:01	57.2	2/9/2013 5:06	62.2	3/9/2013 6:11	61.7	4/9/2013 23:16	70.7	6/9/2013 0:21	62.8	7/9/2013 1:26	58.6
1/9/2013 4:06	58.6	2/9/2013 5:11	61.4	3/9/2013 6:16	64.5	4/9/2013 23:21	70.6	6/9/2013 0:26	62.6	7/9/2013 1:31	54.8
1/9/2013 4:11	57.7	2/9/2013 5:16	62.8	3/9/2013 6:21	63.9	4/9/2013 23:26	71.5	6/9/2013 0:31	61.7	7/9/2013 1:36	62.7
1/9/2013 4:16	58.2	2/9/2013 5:21	62.1	3/9/2013 6:26	65.8	4/9/2013 23:31	71.0	6/9/2013 0:36	61.2	7/9/2013 1:41	54.5
1/9/2013 4:21	58.9	2/9/2013 5:26	62.0	3/9/2013 6:31	65.8	4/9/2013 23:36	69.6	6/9/2013 0:41	60.7	7/9/2013 1:46	57.3
1/9/2013 4:26	61.9	2/9/2013 5:31	62.4	3/9/2013 6:36	66.7	4/9/2013 23:41	67.7	6/9/2013 0:46	61.5	7/9/2013 1:51	52.8
1/9/2013 4:31	59.2	2/9/2013 5:36	62.8	3/9/2013 6:41	66.7	4/9/2013 23:46	68.1	6/9/2013 0:51	61.0	7/9/2013 1:56	63.0
1/9/2013 4:36	57.1	2/9/2013 5:41	49.6	3/9/2013 6:46	67.8	4/9/2013 23:51	68.9	6/9/2013 0:56	59.7	7/9/2013 2:01	45.8
1/9/2013 4:41	52.2	2/9/2013 5:46	51.0	3/9/2013 6:51	68.1	4/9/2013 23:56	69.7	6/9/2013 1:01	60.2	7/9/2013 2:06	42.8
1/9/2013 4:46	58.0	2/9/2013 5:51	53.6	3/9/2013 6:56	68.3	5/9/2013 0:01	69.3	6/9/2013 1:06	58.0	7/9/2013 2:11	47.9
1/9/2013 4:51	56.3	2/9/2013 5:56	55.3	3/9/2013 23:01	66.1	5/9/2013 0:06	70.0	6/9/2013 1:11	55.9	7/9/2013 2:16	62.4
1/9/2013 4:56	58.4	2/9/2013 6:01	55.7	3/9/2013 23:06	66.8	5/9/2013 0:11	69.4	6/9/2013 1:16	55.3	7/9/2013 2:21	62.9
1/9/2013 5:01	58.3	2/9/2013 6:06	59.8	3/9/2013 23:11	65.3	5/9/2013 0:16	69.2	6/9/2013 1:21	60.0	7/9/2013 2:26	62.8
1/9/2013 5:06	58.9	2/9/2013 6:11	61.9	3/9/2013 23:16	66.1	5/9/2013 0:21	68.6	6/9/2013 1:26	58.6	7/9/2013 2:31	61.5
1/9/2013 5:11	60.7	2/9/2013 6:16	62.3	3/9/2013 23:21	64.8	5/9/2013 0:26	67.5	6/9/2013 1:31	54.8	7/9/2013 2:36	62.0
1/9/2013 5:16	58.4	2/9/2013 6:21	62.4	3/9/2013 23:26	64.9	5/9/2013 0:31	67.1	6/9/2013 1:36	62.7	7/9/2013 2:41	61.8
1/9/2013 5:21	60.0	2/9/2013 6:26	63.3	3/9/2013 23:31	64.7	5/9/2013 0:36	67.0	6/9/2013 1:41	54.5	7/9/2013 2:46	61.8
1/9/2013 5:26	59.2	2/9/2013 6:31	64.6	3/9/2013 23:36	65.7	5/9/2013 0:41	67.6	6/9/2013 1:46	57.3	7/9/2013 2:51	62.6
1/9/2013 5:31	53.6	2/9/2013 6:36	64.2	3/9/2013 23:41	65.2	5/9/2013 0:46	68.6	6/9/2013 1:51	52.8	7/9/2013 2:56	61.9
1/9/2013 5:36	57.0	2/9/2013 6:41	65.3	3/9/2013 23:46	64.9	5/9/2013 0:51	69.2	6/9/2013 1:56	63.0	7/9/2013 3:01	61.7
1/9/2013 5:41	60.7	2/9/2013 6:46	65.3	3/9/2013 23:51	64.6	5/9/2013 0:56	66.8	6/9/2013 2:01	45.8	7/9/2013 3:06	61.0
1/9/2013 5:46	61.4	2/9/2013 6:51	66.9	3/9/2013 23:56	65.2	5/9/2013 1:01	67.4	6/9/2013 2:06	42.8	7/9/2013 3:11	60.9
1/9/2013 5:51	62.9	2/9/2013 6:56	66.4	4/9/2013 0:01	64.2	5/9/2013 1:06	68.6	6/9/2013 2:11	47.9	7/9/2013 3:16	61.7
1/9/2013 5:56	58.2	2/9/2013 23:01	66.7	4/9/2013 0:06	63.5	5/9/2013 1:11	69.5	6/9/2013 2:16	62.4	7/9/2013 3:21	61.0
1/9/2013 6:01	60.9	2/9/2013 23:06	66.7	4/9/2013 0:11	63.8	5/9/2013 1:16	68.0	6/9/2013 2:21	62.9	7/9/2013 3:26	61.3
1/9/2013 6:06	61.3	2/9/2013 23:11	66.4	4/9/2013 0:16	65.0	5/9/2013 1:21	68.2	6/9/2013 2:26	62.8	7/9/2013 3:31	61.4
1/9/2013 6:11	62.8	2/9/2013 23:16	66.6	4/9/2013 0:21	63.7	5/9/2013 1:26	66.9	6/9/2013 2:31	61.5	7/9/2013 3:36	62.2
1/9/2013 6:16	62.8	2/9/2013 23:21	66.2	4/9/2013 0:26	64.1	5/9/2013 1:31	66.3	6/9/2013 2:36	62.0	7/9/2013 3:41	61.0
1/9/2013 6:21	61.8	2/9/2013 23:26	65.9	4/9/2013 0:31	64.0	5/9/2013 1:36	67.0	6/9/2013 2:41	61.8	7/9/2013 3:46	61.2
1/9/2013 6:26	62.6	2/9/2013 23:31	65.8	4/9/2013 0:36	62.6	5/9/2013 1:41	64.6	6/9/2013 2:46	61.8	7/9/2013 3:51	60.7
1/9/2013 6:31	62.1	2/9/2013 23:36	65.7	4/9/2013 0:41	62.5	5/9/2013 1:46	65.7	6/9/2013 2:51	62.6	7/9/2013 3:56	61.3
1/9/2013 6:36	64.5	2/9/2013 23:41	65.8	4/9/2013 0:46	62.1	5/9/2013 1:51	66.1	6/9/2013 2:56	61.9	7/9/2013 4:01	60.8
1/9/2013 6:41	64.0	2/9/2013 23:46	65.6	4/9/2013 0:51	60.0	5/9/2013 1:56	64.6	6/9/2013 3:01	61.7	7/9/2013 4:06	62.6
1/9/2013 6:46	64.9	2/9/2013 23:51	64.8	4/9/2013 0:56	61.1	5/9/2013 2:01	58.5	6/9/2013 3:06	61.0	7/9/2013 4:11	60.9
1/9/2013 6:51	64.2	2/9/2013 23:56	65.9	4/9/2013 1:01	60.2	5/9/2013 2:06	64.3	6/9/2013 3:11	60.9	7/9/2013 4:16	60.3
1/9/2013 6:56	64.2	3/9/2013 0:01	65.9	4/9/2013 1:06	61.1	5/9/2013 2:11	64.6	6/9/2013 3:16	61.7	7/9/2013 4:21	61.7
1/9/2013 23:01	64.5	3/9/2013 0:06	65.4	4/9/2013 1:11	60.4	5/9/2013 2:16	62.7	6/9/2013 3:21	61.0	7/9/2013 4:26	61.4
1/9/2013 23:06	63.6	3/9/2013 0:11	65.6	4/9/2013 1:16	57.8	5/9/2013 2:21	64.9	6/9/2013 3:26	61.3	7/9/2013 4:31	61.5
1/9/2013 23:11	63.2	3/9/2013 0:16	65.5	4/9/2013 1:21	59.6	5/9/2013 2:26	64.0	6/9/2013 3:31	61.4	7/9/2013 4:36	60.9
1/9/2013 23:16	64.3	3/9/2013 0:21	65.3	4/9/2013 1:26	55.9	5/9/2013 2:31	65.4	6/9/2013 3:36	62.2	7/9/2013 4:41	60.9
1/9/2013 23:21	62.8	3/9/2013 0:26	64.5	4/9/2013 1:31	58.3	5/9/2013 2:36	65.6	6/9/2013 3:41	61.0	7/9/2013 4:46	61.0
1/9/2013 23:26	64.3	3/9/2013 0:31	65.4	4/9/2013 1:36	55.0	5/9/2013 2:41	63.8	6/9/2013 3:46	61.2	7/9/2013 4:51	62.4
1/9/2013 23:31	64.1	3/9/2013 0:36	63.8	4/9/2013 1:41	52.9	5/9/2013 2:46	62.6	6/9/2013 3:51	60.7	7/9/2013 4:56	61.6
1/9/2013 23:36	64.2	3/9/2013 0:41	63.8	4/9/2013 1:46	54.6	5/9/2013 2:51	63.9	6/9/2013 3:56	61.3	7/9/2013 5:01	61.8
1/9/2013 23:41	64.2	3/9/2013 0:46	63.9	4/9/2013 1:51	62.0	5/9/2013 2:56	66.4	6/9/2013 4:01	60.8	7/9/2013 5:06	62.4
1/9/2013 23:46	63.8	3/9/2013 0:51	63.0	4/9/2013 1:56	54.3	5/9/2013 3:01	66.6	6/9/2013 4:06	62.6	7/9/2013 5:11	61.7
1/9/2013 23:51	66.4	3/9/2013 0:56	63.9	4/9/2013 2:01	62.6	5/9/2013 3:06	65.1	6/9/2013 4:11	60.9	7/9/2013 5:16	61.8
1/9/2013 23:56	63.7	3/9/2013 1:01	62.9	4/9/2013 2:06	54.3	5/9/2013 3:11	64.4	6/9/2013 4:16	60.3	7/9/2013 5:21	54.1
2/9/2013 0:01	63.4	3/9/2013 1:06	63.1	4/9/2013 2:11	55.0	5/9/2013 3:16	59.3	6/9/2013 4:21	61.7	7/9/2013 5:26	54.5
2/9/2013 0:06	62.4	3/9/2013 1:11	61.2	4/9/2013 2:16	62.9	5/9/2013 3:21	63.0	6/9/2013 4:26	61.4	7/9/2013 5:31	49.8
2/9/2013 0:11	62.5	3/9/2013 1:16	62.7	4/9/2013 2:21	54.0	5/9/2013 3:26	62.6	6/9/2013 4:31	61.5	7/9/2013 5:36	55.0
2/9/2013 0:16	61.8	3/9/2013 1:21	61.5	4/9/2013 2:26	62.8	5/9/2013 3:31	48.8	6/9/2013 4:36	60.9	7/9/2013 5:41	55.5
2/9/2013 0:21	61.0	3/9/2013 1:26	61.4	4/9/2013 2:31	55.0	5/9/2013 3:36	61.5	6/9/2013 4:41	60.9	7/9/2013 5:46	59.4
2/9/2013 0:26	61.4	3/9/2013 1:31	60.1	4/9/2013 2:36	53.9	5/9/2013 3:41	57.2	6/9/2013 4:46	61.0	7/9/2013 5:51	53.5
2/9/2013 0:31	61.3	3/9/2013 1:36	61.1	4/9/2013 2:41	62.2	5/9/2013 3:46	57.0	6/9/2013 4:51	62.4	7/9/2013 5:56	52.6
2/9/2013 0:36	60.5	3/9/2013 1:41	59.6	4/9/2013 2:46	62.5	5/9/2013 3:51	62.2	6/9/2013 4:56	61.6	7/9/2013 6:01	56.1
2/9/2013 0:41	55.8	3/9/2013 1:46	55.7	4/9/2013 2:51	62.8	5/9/2013 3:56	63.1	6/9/2013 5:01	61.8	7/9/2013 6:06	61.0
2/9/2013 0:46	60.6	3/9/2013 1:51	59.6	4/9/2013 2:56	62.5	5/9/2013 4:01	62.8	6/9/2013 5:06	62.4	7/9/2013 6:11	59.4
2/9/2013 0:51	55.3	3/9/2013 1:56	60.6	4/9/2013 3:01	62.7	5/9/2013 4:06	61.6	6/9/2013 5:11	61.7	7/9/2013 6:16	60.6
2/9/2013 0:56	57.4	3/9/2013 2:01	57.1	4/9/2013 3:06	62.0	5/9/2013 4:11	47.6	6/9/2013 5:16	61.8	7/9/2013 6:21	61.3
2/9/2013 1:01	56.8	3/9/2013 2:06	56.0	4/9/2013 3:11	62.3	5/9/2013 4:16	65.2	6/9/2013 5:21	54.1	7/9/2013 6:26	62.7
2/9/2013 1:06	59.3	3/9/2013 2:11	57.4	4/9/2013 3:16	62.5	5/9/2013 4:21	65.8	6/9/2013 5:26	54.5	7/9/2013 6:31	63.7
2/9/2013 1:11	46.8	3/9/2013 2:16	53.2	4/9/2013 3:21	61.4	5/9/2013 4:26	67.7	6/9/2013 5:31	49.8	7/9/2013 6:36	64.3
2/9/2013 1:16	43.7	3/9/2013 2:21	54.6	4/9/2013 3:26	61.7	5/9/2013 4:31	67.1	6/9/2013 5:36	55.0	7/9/2013 6:41	65.0
2/9/2013 1:21	54.2	3/9/2013 2:26	57.7	4/9/2013 3:31	61.2	5/9/2013 4:36	65.5	6/9/2013 5:41	55.5	7/9/2013 6:46	64.4
2/9/2013 1:26	52.5	3/9/2013 2:31	51.6	4/9/2013 3:36	62.5	5/9/2013 4:41	62.7	6/9/2013 5:46	59.4	7/9/2013 6:51	66.4
2/9/2013 1:31	59.7	3/9/2013 2:36	53.2	4/9/2013 3:41	61.5	5/9/2013 4:46	53.1	6/9/2013 5:51	53.5	7/9/2013 6:56	66.4
2/9/2013 1:36	51.3	3/9/2013 2:41	51.5	4/9/2013 3:46	61.0	5/9/2013 4:51	57.5	6/9/2013 5:56	52.6	7/9/2013 23:01	64.0
2/9/2013 1:41	62.7	3/9/2013 2:46	62.8</								

Real-time Noise Data		RTN3 (Po Leung Kuk Yu Lee Mo Fan Memorial School)									
8/9/2013 2:06	59.2	9/9/2013 3:11	60.6	10/9/2013 4:16	60.2	11/9/2013 5:21	62.8	12/9/2013 6:26	62.2	13/9/2013 23:31	63.3
8/9/2013 2:11	57.9	9/9/2013 3:16	56.1	10/9/2013 4:21	60.7	11/9/2013 5:26	50.6	12/9/2013 6:31	62.9	13/9/2013 23:36	63.3
8/9/2013 2:16	58.3	9/9/2013 3:21	58.8	10/9/2013 4:26	62.4	11/9/2013 5:31	50.5	12/9/2013 6:36	64.1	13/9/2013 23:41	63.9
8/9/2013 2:21	58.8	9/9/2013 3:26	56.9	10/9/2013 4:31	61.2	11/9/2013 5:36	55.9	12/9/2013 6:41	63.5	13/9/2013 23:46	63.6
8/9/2013 2:26	57.8	9/9/2013 3:31	58.4	10/9/2013 4:36	60.3	11/9/2013 5:41	63.0	12/9/2013 6:46	63.8	13/9/2013 23:51	63.8
8/9/2013 2:31	58.8	9/9/2013 3:36	58.6	10/9/2013 4:41	61.1	11/9/2013 5:46	60.3	12/9/2013 6:51	64.3	13/9/2013 23:56	62.7
8/9/2013 2:36	57.9	9/9/2013 3:41	55.1	10/9/2013 4:46	60.7	11/9/2013 5:51	61.2	12/9/2013 6:56	63.0	14/9/2013 0:01	62.1
8/9/2013 2:41	56.8	9/9/2013 3:46	55.0	10/9/2013 4:51	60.8	11/9/2013 5:56	60.5	12/9/2013 23:01	63.0	14/9/2013 0:06	63.4
8/9/2013 2:46	52.5	9/9/2013 3:51	57.1	10/9/2013 4:56	60.6	11/9/2013 6:01	59.0	12/9/2013 23:06	63.1	14/9/2013 0:11	60.7
8/9/2013 2:51	61.4	9/9/2013 3:56	51.0	10/9/2013 5:01	60.7	11/9/2013 6:06	59.9	12/9/2013 23:11	64.8	14/9/2013 0:16	62.8
8/9/2013 2:56	57.4	9/9/2013 4:01	56.8	10/9/2013 5:06	61.9	11/9/2013 6:11	62.3	12/9/2013 23:16	63.3	14/9/2013 0:21	61.8
8/9/2013 3:01	51.3	9/9/2013 4:06	56.2	10/9/2013 5:11	63.0	11/9/2013 6:16	60.6	12/9/2013 23:21	65.1	14/9/2013 0:26	62.1
8/9/2013 3:06	58.8	9/9/2013 4:11	54.1	10/9/2013 5:16	48.6	11/9/2013 6:21	64.3	12/9/2013 23:26	61.8	14/9/2013 0:31	60.4
8/9/2013 3:11	56.3	9/9/2013 4:16	50.8	10/9/2013 5:21	62.6	11/9/2013 6:26	63.6	12/9/2013 23:31	62.9	14/9/2013 0:36	60.5
8/9/2013 3:16	56.2	9/9/2013 4:21	55.8	10/9/2013 5:26	62.1	11/9/2013 6:31	64.0	12/9/2013 23:36	62.8	14/9/2013 0:41	58.0
8/9/2013 3:21	55.0	9/9/2013 4:26	63.1	10/9/2013 5:31	62.2	11/9/2013 6:36	64.6	12/9/2013 23:41	63.7	14/9/2013 0:46	59.2
8/9/2013 3:26	48.8	9/9/2013 4:31	63.0	10/9/2013 5:36	62.1	11/9/2013 6:41	65.8	12/9/2013 23:46	63.3	14/9/2013 0:51	56.0
8/9/2013 3:31	63.0	9/9/2013 4:36	56.1	10/9/2013 5:41	62.8	11/9/2013 6:46	65.6	12/9/2013 23:51	64.4	14/9/2013 0:56	57.2
8/9/2013 3:36	47.6	9/9/2013 4:41	51.5	10/9/2013 5:46	53.5	11/9/2013 6:51	65.9	12/9/2013 23:56	61.7	14/9/2013 1:01	48.6
8/9/2013 3:41	48.6	9/9/2013 4:46	49.6	10/9/2013 5:51	55.9	11/9/2013 6:56	66.6	13/9/2013 0:01	61.6	14/9/2013 1:06	49.1
8/9/2013 3:46	49.8	9/9/2013 4:51	53.9	10/9/2013 5:56	57.1	11/9/2013 23:01	64.4	13/9/2013 0:06	61.7	14/9/2013 1:11	58.7
8/9/2013 3:51	62.6	9/9/2013 4:56	52.2	10/9/2013 6:01	56.0	11/9/2013 23:06	64.3	13/9/2013 0:11	62.0	14/9/2013 1:16	56.2
8/9/2013 3:56	62.5	9/9/2013 5:01	63.1	10/9/2013 6:06	60.7	11/9/2013 23:11	65.5	13/9/2013 0:16	61.3	14/9/2013 1:21	56.0
8/9/2013 4:01	49.6	9/9/2013 5:06	63.0	10/9/2013 6:11	60.5	11/9/2013 23:16	64.7	13/9/2013 0:21	60.3	14/9/2013 1:26	51.9
8/9/2013 4:06	62.5	9/9/2013 5:11	56.7	10/9/2013 6:16	60.0	11/9/2013 23:21	65.0	13/9/2013 0:26	61.3	14/9/2013 1:31	62.8
8/9/2013 4:11	62.9	9/9/2013 5:16	54.6	10/9/2013 6:21	61.1	11/9/2013 23:26	64.3	13/9/2013 0:31	61.6	14/9/2013 1:36	53.8
8/9/2013 4:16	62.1	9/9/2013 5:21	54.6	10/9/2013 6:26	62.1	11/9/2013 23:31	65.4	13/9/2013 0:36	58.1	14/9/2013 1:41	52.5
8/9/2013 4:21	62.3	9/9/2013 5:26	58.4	10/9/2013 6:31	61.6	11/9/2013 23:36	63.8	13/9/2013 0:41	58.8	14/9/2013 1:46	62.9
8/9/2013 4:26	62.4	9/9/2013 5:31	59.0	10/9/2013 6:36	63.3	11/9/2013 23:41	64.4	13/9/2013 0:46	58.2	14/9/2013 1:51	62.3
8/9/2013 4:31	62.3	9/9/2013 5:36	51.6	10/9/2013 6:41	64.2	11/9/2013 23:46	64.9	13/9/2013 0:51	58.4	14/9/2013 1:56	62.7
8/9/2013 4:36	63.0	9/9/2013 5:41	57.7	10/9/2013 6:46	64.8	11/9/2013 23:51	64.5	13/9/2013 0:56	58.4	14/9/2013 2:01	62.9
8/9/2013 4:41	61.4	9/9/2013 5:46	58.6	10/9/2013 6:51	64.7	11/9/2013 23:56	64.2	13/9/2013 1:01	51.9	14/9/2013 2:06	62.4
8/9/2013 4:46	62.2	9/9/2013 5:51	59.7	10/9/2013 6:56	64.6	12/9/2013 0:01	67.3	13/9/2013 1:06	50.3	14/9/2013 2:11	61.4
8/9/2013 4:51	61.8	9/9/2013 5:56	60.9	10/9/2013 23:01	66.8	12/9/2013 0:06	66.6	13/9/2013 1:11	55.6	14/9/2013 2:16	62.2
8/9/2013 4:56	62.2	9/9/2013 6:01	60.7	10/9/2013 23:06	66.3	12/9/2013 0:11	67.0	13/9/2013 1:16	62.5	14/9/2013 2:21	61.7
8/9/2013 5:01	62.1	9/9/2013 6:06	61.0	10/9/2013 23:11	66.7	12/9/2013 0:16	66.9	13/9/2013 1:21	56.1	14/9/2013 2:26	61.7
8/9/2013 5:06	62.8	9/9/2013 6:11	60.1	10/9/2013 23:16	66.4	12/9/2013 0:21	66.2	13/9/2013 1:26	50.6	14/9/2013 2:31	61.9
8/9/2013 5:11	46.8	9/9/2013 6:16	61.4	10/9/2013 23:21	66.9	12/9/2013 0:26	66.9	13/9/2013 1:31	62.3	14/9/2013 2:36	61.6
8/9/2013 5:16	62.2	9/9/2013 6:21	61.9	10/9/2013 23:26	66.7	12/9/2013 0:31	66.7	13/9/2013 1:36	62.5	14/9/2013 2:41	63.1
8/9/2013 5:21	62.9	9/9/2013 6:26	61.5	10/9/2013 23:31	67.5	12/9/2013 0:36	65.9	13/9/2013 1:41	62.8	14/9/2013 2:46	60.6
8/9/2013 5:26	62.4	9/9/2013 6:31	63.0	10/9/2013 23:36	67.0	12/9/2013 0:41	65.3	13/9/2013 1:46	61.0	14/9/2013 2:51	61.7
8/9/2013 5:31	62.8	9/9/2013 6:36	61.8	10/9/2013 23:41	66.4	12/9/2013 0:46	66.4	13/9/2013 1:51	63.0	14/9/2013 2:56	61.1
8/9/2013 5:36	36.7	9/9/2013 6:41	62.8	10/9/2013 23:46	67.3	12/9/2013 0:51	64.8	13/9/2013 1:56	62.0	14/9/2013 3:01	61.4
8/9/2013 5:41	50.8	9/9/2013 6:46	63.2	10/9/2013 23:51	66.0	12/9/2013 0:56	64.1	13/9/2013 2:01	62.0	14/9/2013 3:06	61.1
8/9/2013 5:46	56.9	9/9/2013 6:51	63.6	10/9/2013 23:56	65.7	12/9/2013 1:01	64.3	13/9/2013 2:06	60.8	14/9/2013 3:11	60.5
8/9/2013 5:51	56.7	9/9/2013 6:56	64.3	11/9/2013 0:01	66.3	12/9/2013 1:06	64.7	13/9/2013 2:11	61.3	14/9/2013 3:16	60.7
8/9/2013 5:56	62.9	9/9/2013 23:01	65.3	11/9/2013 0:06	65.8	12/9/2013 1:11	63.3	13/9/2013 2:16	60.9	14/9/2013 3:21	62.3
8/9/2013 6:01	52.3	9/9/2013 23:06	64.4	11/9/2013 0:11	65.8	12/9/2013 1:16	64.4	13/9/2013 2:21	58.9	14/9/2013 3:26	60.5
8/9/2013 6:06	56.0	9/9/2013 23:11	65.7	11/9/2013 0:16	64.7	12/9/2013 1:21	64.5	13/9/2013 2:26	61.2	14/9/2013 3:31	61.2
8/9/2013 6:11	61.0	9/9/2013 23:16	64.8	11/9/2013 0:21	64.9	12/9/2013 1:26	64.5	13/9/2013 2:31	60.9	14/9/2013 3:36	61.0
8/9/2013 6:16	60.9	9/9/2013 23:21	64.6	11/9/2013 0:26	65.7	12/9/2013 1:31	63.5	13/9/2013 2:36	53.2	14/9/2013 3:41	60.1
8/9/2013 6:21	66.2	9/9/2013 23:26	63.8	11/9/2013 0:31	63.7	12/9/2013 1:36	63.5	13/9/2013 2:41	60.5	14/9/2013 3:46	61.0
8/9/2013 6:26	64.0	9/9/2013 23:31	64.8	11/9/2013 0:36	65.0	12/9/2013 1:41	63.4	13/9/2013 2:46	62.4	14/9/2013 3:51	59.9
8/9/2013 6:31	59.3	9/9/2013 23:36	65.2	11/9/2013 0:41	63.4	12/9/2013 1:46	62.6	13/9/2013 2:51	61.7	14/9/2013 3:56	59.9
8/9/2013 6:36	61.1	9/9/2013 23:41	64.1	11/9/2013 0:46	63.9	12/9/2013 1:51	64.8	13/9/2013 2:56	60.8	14/9/2013 4:01	59.1
8/9/2013 6:41	62.4	9/9/2013 23:46	65.6	11/9/2013 0:51	63.6	12/9/2013 1:56	63.8	13/9/2013 3:01	60.6	14/9/2013 4:06	59.9
8/9/2013 6:46	63.1	9/9/2013 23:51	64.0	11/9/2013 0:56	63.6	12/9/2013 2:01	63.0	13/9/2013 3:06	61.5	14/9/2013 4:11	59.9
8/9/2013 6:51	63.0	9/9/2013 23:56	63.6	11/9/2013 1:01	62.1	12/9/2013 2:06	63.2	13/9/2013 3:11	61.9	14/9/2013 4:16	60.7
8/9/2013 6:56	63.8	10/9/2013 0:01	60.6	11/9/2013 1:06	62.5	12/9/2013 2:11	62.8	13/9/2013 3:16	62.0	14/9/2013 4:21	60.9
8/9/2013 23:01	62.2	10/9/2013 0:06	62.5	11/9/2013 1:11	62.0	12/9/2013 2:16	64.1	13/9/2013 3:21	60.2	14/9/2013 4:26	59.2
8/9/2013 23:06	66.0	10/9/2013 0:11	62.0	11/9/2013 1:16	60.4	12/9/2013 2:21	63.7	13/9/2013 3:26	61.2	14/9/2013 4:31	61.1
8/9/2013 23:11	70.2	10/9/2013 0:16	63.1	11/9/2013 1:21	62.9	12/9/2013 2:26	60.6	13/9/2013 3:31	60.7	14/9/2013 4:36	61.0
8/9/2013 23:16	70.2	10/9/2013 0:21	62.0	11/9/2013 1:26	60.5	12/9/2013 2:31	62.8	13/9/2013 3:36	61.2	14/9/2013 4:41	60.4
8/9/2013 23:21	69.7	10/9/2013 0:26	61.8	11/9/2013 1:31	62.0	12/9/2013 2:36	61.5	13/9/2013 3:41	59.8	14/9/2013 4:46	61.3
8/9/2013 23:26	68.9	10/9/2013 0:31	63.6	11/9/2013 1:36	62.4	12/9/2013 2:41	61.6	13/9/2013 3:46	59.0	14/9/2013 4:51	61.2
8/9/2013 23:31	68.4	10/9/2013 0:36	61.4	11/9/2013 1:41	61.5	12/9/2013 2:46	62.6	13/9/2013 3:51	60.4	14/9/2013 4:56	60.6
8/9/2013 23:36	69.1	10/9/2013 0:41	60.4	11/9/2013 1:46	61.5	12/9/2013 2:51	61.9	13/9/2013 3:56	60.2	14/9/2013 5:01	60.6
8/9/2013 23:41	69.2	10/9/2013 0:46	58.9	11/9/2013 1:51	58.8	12/9/2013 2:56	61.5	13/9/2013 4:01	59.7	14/9/2013 5:06	48.6
8/9/2013 23:46	68.1	10/9/2013 0:51	61.3	11/9/2013 1:56	60.0	12/9/2013 3:01	59.8	13/9/2013 4:06	60.3	14/9/2013 5:11	62.2
8/9/2013 23:51	66.6	10/9/2013 0:56	58.9	11/9/2013 2:01	57.4	12/9/2013 3:06	60.0	13/9/2013 4:11	59.1	14/9/2013 5:16	62.1
8/9/2013 23:56	66.0	10/9/2013 1:01	52.9	11/9/2013 2:06	62.6	12/9/2013 3:11	62.1	13/9/2013 4:16	60.1	14/9/2013 5:21	61.7
9/9/2013 0:01	67.3	10/9/2013 1:06	58.1	11/9/2013 2:11							

Real-time Noise Data		RTN3 (Po Leung Kuk Yu Lee Mo Fan Memorial School)									
15/9/2013 0:36	59.0	16/9/2013 1:41	62.3	17/9/2013 2:46	60.7	18/9/2013 3:51	62.2	19/9/2013 4:56	62.1	20/9/2013 6:01	56.6
15/9/2013 0:41	61.3	16/9/2013 1:46	61.8	17/9/2013 2:51	61.3	18/9/2013 3:56	61.6	19/9/2013 5:01	60.8	20/9/2013 6:06	53.1
15/9/2013 0:46	61.6	16/9/2013 1:51	62.0	17/9/2013 2:56	60.6	18/9/2013 4:01	62.5	19/9/2013 5:06	62.1	20/9/2013 6:11	56.9
15/9/2013 0:51	57.2	16/9/2013 1:56	62.1	17/9/2013 3:01	59.8	18/9/2013 4:06	41.5	19/9/2013 5:11	62.8	20/9/2013 6:16	60.6
15/9/2013 0:56	56.0	16/9/2013 2:01	61.0	17/9/2013 3:06	59.7	18/9/2013 4:11	57.9	19/9/2013 5:16	61.8	20/9/2013 6:21	58.6
15/9/2013 1:01	56.0	16/9/2013 2:06	60.8	17/9/2013 3:11	60.4	18/9/2013 4:16	62.0	19/9/2013 5:21	62.6	20/9/2013 6:26	61.2
15/9/2013 1:06	60.4	16/9/2013 2:11	60.4	17/9/2013 3:16	61.2	18/9/2013 4:21	61.7	19/9/2013 5:26	62.8	20/9/2013 6:31	58.8
15/9/2013 1:11	55.5	16/9/2013 2:16	61.1	17/9/2013 3:21	61.0	18/9/2013 4:26	62.0	19/9/2013 5:31	63.0	20/9/2013 6:36	59.9
15/9/2013 1:16	56.7	16/9/2013 2:21	61.1	17/9/2013 3:26	59.6	18/9/2013 4:31	62.5	19/9/2013 5:36	62.0	20/9/2013 6:41	59.8
15/9/2013 1:21	57.0	16/9/2013 2:26	60.2	17/9/2013 3:31	60.6	18/9/2013 4:36	62.7	19/9/2013 5:41	49.4	20/9/2013 6:46	62.1
15/9/2013 1:26	56.3	16/9/2013 2:31	58.7	17/9/2013 3:36	60.2	18/9/2013 4:41	63.0	19/9/2013 5:46	55.6	20/9/2013 6:51	61.1
15/9/2013 1:31	63.0	16/9/2013 2:36	60.6	17/9/2013 3:41	60.7	18/9/2013 4:46	50.8	19/9/2013 5:51	52.2	20/9/2013 6:56	62.3
15/9/2013 1:36	62.4	16/9/2013 2:41	57.5	17/9/2013 3:46	59.9	18/9/2013 4:51	44.5	19/9/2013 5:56	55.2	20/9/2013 23:01	63.5
15/9/2013 1:41	52.6	16/9/2013 2:46	59.9	17/9/2013 3:51	60.4	18/9/2013 4:56	47.6	19/9/2013 6:01	55.2	20/9/2013 23:06	63.8
15/9/2013 1:46	62.5	16/9/2013 2:51	59.6	17/9/2013 3:56	60.4	18/9/2013 5:01	58.6	19/9/2013 6:06	59.8	20/9/2013 23:11	63.7
15/9/2013 1:51	58.3	16/9/2013 2:56	60.2	17/9/2013 4:01	60.3	18/9/2013 5:06	51.2	19/9/2013 6:11	61.7	20/9/2013 23:16	63.7
15/9/2013 1:56	61.3	16/9/2013 3:01	58.3	17/9/2013 4:06	59.8	18/9/2013 5:11	56.4	19/9/2013 6:16	60.8	20/9/2013 23:21	63.2
15/9/2013 2:01	62.0	16/9/2013 3:06	56.0	17/9/2013 4:11	59.2	18/9/2013 5:16	58.2	19/9/2013 6:21	57.9	20/9/2013 23:26	63.5
15/9/2013 2:06	61.9	16/9/2013 3:11	57.9	17/9/2013 4:16	61.6	18/9/2013 5:21	42.8	19/9/2013 6:26	62.5	20/9/2013 23:31	62.7
15/9/2013 2:11	61.3	16/9/2013 3:16	62.2	17/9/2013 4:21	60.1	18/9/2013 5:26	54.1	19/9/2013 6:31	62.4	20/9/2013 23:36	63.1
15/9/2013 2:16	61.8	16/9/2013 3:21	60.0	17/9/2013 4:26	60.1	18/9/2013 5:31	55.5	19/9/2013 6:36	62.8	20/9/2013 23:41	63.7
15/9/2013 2:21	62.2	16/9/2013 3:26	56.6	17/9/2013 4:31	60.8	18/9/2013 5:36	59.3	19/9/2013 6:41	64.2	20/9/2013 23:46	63.6
15/9/2013 2:26	63.0	16/9/2013 3:31	59.2	17/9/2013 4:36	60.7	18/9/2013 5:41	58.4	19/9/2013 6:46	63.3	20/9/2013 23:51	63.0
15/9/2013 2:31	61.9	16/9/2013 3:36	58.7	17/9/2013 4:41	60.8	18/9/2013 5:46	62.0	19/9/2013 6:51	65.1	20/9/2013 23:56	62.7
15/9/2013 2:36	62.4	16/9/2013 3:41	58.6	17/9/2013 4:46	61.1	18/9/2013 5:51	59.1	19/9/2013 6:56	64.9	21/9/2013 0:01	62.8
15/9/2013 2:41	61.4	16/9/2013 3:46	58.3	17/9/2013 4:51	61.6	18/9/2013 5:56	59.6	19/9/2013 23:01	64.8	21/9/2013 0:06	62.6
15/9/2013 2:46	61.9	16/9/2013 3:51	55.8	17/9/2013 4:56	60.5	18/9/2013 6:01	60.7	19/9/2013 23:06	64.4	21/9/2013 0:11	62.9
15/9/2013 2:51	61.4	16/9/2013 3:56	59.8	17/9/2013 5:01	61.3	18/9/2013 6:06	62.3	19/9/2013 23:11	64.1	21/9/2013 0:16	60.9
15/9/2013 2:56	61.9	16/9/2013 4:01	58.6	17/9/2013 5:06	62.5	18/9/2013 6:11	64.3	19/9/2013 23:16	63.8	21/9/2013 0:21	62.8
15/9/2013 3:01	61.4	16/9/2013 4:06	57.0	17/9/2013 5:11	61.8	18/9/2013 6:16	62.6	19/9/2013 23:21	63.8	21/9/2013 0:26	63.4
15/9/2013 3:06	61.1	16/9/2013 4:11	56.2	17/9/2013 5:16	56.0	18/9/2013 6:21	64.7	19/9/2013 23:26	63.5	21/9/2013 0:31	63.3
15/9/2013 3:11	61.3	16/9/2013 4:16	55.4	17/9/2013 5:21	63.0	18/9/2013 6:26	65.1	19/9/2013 23:31	64.3	21/9/2013 0:36	62.4
15/9/2013 3:16	61.5	16/9/2013 4:21	50.6	17/9/2013 5:26	49.4	18/9/2013 6:31	65.4	19/9/2013 23:36	63.5	21/9/2013 0:41	63.2
15/9/2013 3:21	61.0	16/9/2013 4:26	51.8	17/9/2013 5:31	55.3	18/9/2013 6:36	66.3	19/9/2013 23:41	64.2	21/9/2013 0:46	59.9
15/9/2013 3:26	60.1	16/9/2013 4:31	54.1	17/9/2013 5:36	55.3	18/9/2013 6:41	66.7	19/9/2013 23:46	64.4	21/9/2013 0:51	59.9
15/9/2013 3:31	60.6	16/9/2013 4:36	58.2	17/9/2013 5:41	60.1	18/9/2013 6:46	67.8	19/9/2013 23:51	63.0	21/9/2013 0:56	64.5
15/9/2013 3:36	60.5	16/9/2013 4:41	55.9	17/9/2013 5:46	61.4	18/9/2013 6:51	66.8	19/9/2013 23:56	63.8	21/9/2013 1:01	61.2
15/9/2013 3:41	60.7	16/9/2013 4:46	43.7	17/9/2013 5:51	61.9	18/9/2013 6:56	67.5	20/9/2013 0:01	64.1	21/9/2013 1:06	59.1
15/9/2013 3:46	60.9	16/9/2013 4:51	39.7	17/9/2013 5:56	58.6	18/9/2013 23:01	65.8	20/9/2013 0:06	63.7	21/9/2013 1:11	59.9
15/9/2013 3:51	59.5	16/9/2013 4:56	54.8	17/9/2013 6:01	62.7	18/9/2013 23:06	64.7	20/9/2013 0:11	64.2	21/9/2013 1:16	62.5
15/9/2013 3:56	60.4	16/9/2013 5:01	50.3	17/9/2013 6:06	63.1	18/9/2013 23:11	65.6	20/9/2013 0:16	63.9	21/9/2013 1:21	60.1
15/9/2013 4:01	59.8	16/9/2013 5:06	59.5	17/9/2013 6:11	63.4	18/9/2013 23:16	65.1	20/9/2013 0:21	63.5	21/9/2013 1:26	58.5
15/9/2013 4:06	60.0	16/9/2013 5:11	59.6	17/9/2013 6:16	64.4	18/9/2013 23:21	65.5	20/9/2013 0:26	63.8	21/9/2013 1:31	59.2
15/9/2013 4:11	60.0	16/9/2013 5:16	52.9	17/9/2013 6:21	65.3	18/9/2013 23:26	64.5	20/9/2013 0:31	63.9	21/9/2013 1:36	55.7
15/9/2013 4:16	60.5	16/9/2013 5:21	59.5	17/9/2013 6:26	64.4	18/9/2013 23:31	64.1	20/9/2013 0:36	63.1	21/9/2013 1:41	55.1
15/9/2013 4:21	60.3	16/9/2013 5:26	59.5	17/9/2013 6:31	66.6	18/9/2013 23:36	65.6	20/9/2013 0:41	62.7	21/9/2013 1:46	56.9
15/9/2013 4:26	60.3	16/9/2013 5:31	54.6	17/9/2013 6:36	65.8	18/9/2013 23:41	64.2	20/9/2013 0:46	62.8	21/9/2013 1:51	50.8
15/9/2013 4:31	60.3	16/9/2013 5:36	59.0	17/9/2013 6:41	67.2	18/9/2013 23:46	64.5	20/9/2013 0:51	62.6	21/9/2013 1:56	52.7
15/9/2013 4:36	57.1	16/9/2013 5:41	55.7	17/9/2013 6:46	66.9	18/9/2013 23:51	64.4	20/9/2013 0:56	61.3	21/9/2013 2:01	63.1
15/9/2013 4:41	60.5	16/9/2013 5:46	60.6	17/9/2013 6:51	67.7	18/9/2013 23:56	63.8	20/9/2013 1:01	61.2	21/9/2013 2:06	58.3
15/9/2013 4:46	61.5	16/9/2013 5:51	63.0	17/9/2013 6:56	67.8	19/9/2013 0:01	64.8	20/9/2013 1:06	61.8	21/9/2013 2:11	63.1
15/9/2013 4:51	60.8	16/9/2013 5:56	64.6	17/9/2013 23:01	66.1	19/9/2013 0:06	63.7	20/9/2013 1:11	60.2	21/9/2013 2:16	63.1
15/9/2013 4:56	60.7	16/9/2013 6:01	64.8	17/9/2013 23:06	65.6	19/9/2013 0:11	63.9	20/9/2013 1:16	59.3	21/9/2013 2:21	62.7
15/9/2013 5:01	61.4	16/9/2013 6:06	60.7	17/9/2013 23:11	65.6	19/9/2013 0:16	64.4	20/9/2013 1:21	61.4	21/9/2013 2:26	62.7
15/9/2013 5:06	62.2	16/9/2013 6:11	59.8	17/9/2013 23:16	65.9	19/9/2013 0:21	63.1	20/9/2013 1:26	63.1	21/9/2013 2:31	50.6
15/9/2013 5:11	62.9	16/9/2013 6:16	60.6	17/9/2013 23:21	66.2	19/9/2013 0:26	64.4	20/9/2013 1:31	58.4	21/9/2013 2:36	51.6
15/9/2013 5:16	61.8	16/9/2013 6:21	60.1	17/9/2013 23:26	66.3	19/9/2013 0:31	63.4	20/9/2013 1:36	60.5	21/9/2013 2:41	63.0
15/9/2013 5:21	61.9	16/9/2013 6:26	62.9	17/9/2013 23:31	66.4	19/9/2013 0:36	62.1	20/9/2013 1:41	59.0	21/9/2013 2:46	62.9
15/9/2013 5:26	62.1	16/9/2013 6:31	63.8	17/9/2013 23:36	65.3	19/9/2013 0:41	61.7	20/9/2013 1:46	59.7	21/9/2013 2:51	63.0
15/9/2013 5:31	62.2	16/9/2013 6:36	63.5	17/9/2013 23:41	65.0	19/9/2013 0:46	61.2	20/9/2013 1:51	58.8	21/9/2013 2:56	62.7
15/9/2013 5:36	49.1	16/9/2013 6:41	63.7	17/9/2013 23:46	65.7	19/9/2013 0:51	60.2	20/9/2013 1:56	59.3	21/9/2013 3:01	63.1
15/9/2013 5:41	62.9	16/9/2013 6:46	62.9	17/9/2013 23:51	63.8	19/9/2013 0:56	65.2	20/9/2013 2:01	56.1	21/9/2013 3:06	62.6
15/9/2013 5:46	58.6	16/9/2013 6:51	63.2	17/9/2013 23:56	64.7	19/9/2013 1:01	60.9	20/9/2013 2:06	61.4	21/9/2013 3:11	62.5
15/9/2013 5:51	60.5	16/9/2013 6:56	64.2	18/9/2013 0:01	66.0	19/9/2013 1:06	58.4	20/9/2013 2:11	59.7	21/9/2013 3:16	61.8
15/9/2013 5:56	62.6	16/9/2013 23:01	64.2	18/9/2013 0:06	66.0	19/9/2013 1:11	61.1	20/9/2013 2:16	57.1	21/9/2013 3:21	61.9
15/9/2013 6:01	52.2	16/9/2013 23:06	63.3	18/9/2013 0:11	65.4	19/9/2013 1:16	56.8	20/9/2013 2:21	60.0	21/9/2013 3:26	62.5
15/9/2013 6:06	60.5	16/9/2013 23:11	63.0	18/9/2013 0:16	65.1	19/9/2013 1:21	59.7	20/9/2013 2:26	66.3	21/9/2013 3:31	62.3
15/9/2013 6:11	59.9	16/9/2013 23:16	63.5	18/9/2013 0:21	64.9	19/9/2013 1:26	60.4	20/9/2013 2:31	54.3	21/9/2013 3:36	56.6
15/9/2013 6:16	58.4	16/9/2013 23:21	63.7	18/9/2013 0:26	64.8	19/9/2013 1:31	59.6	20/9/2013 2:36	56.1	21/9/2013 3:41	63.0
15/9/2013 6:21	60.8	16/9/2013 23:26	62.5	18/9/2013 0:31	64.9	19/9/2013 1:36	59.6	20/9/2013 2:41	47.6	21/9/2013 3:46	61.1
15/9/2013 6:26	62.6	16/9/2013 23:31	62.7	18/9/2013 0:36	65.8	19/9/2013 1:41	60.0	20/9/2013 2:46			

Real-time Noise Data		RTN3 (Po Leung Kuk Yu Lee Mo Fan Memorial School)									
21/9/2013 23:06	64.4	23/9/2013 0:11	46.8	24/9/2013 1:16	60.5	25/9/2013 2:21	63.0	26/9/2013 3:26	60.1	27/9/2013 4:31	62.7
21/9/2013 23:11	63.6	23/9/2013 0:16	54.0	24/9/2013 1:21	60.4	25/9/2013 2:26	61.8	26/9/2013 3:31	61.5	27/9/2013 4:36	62.0
21/9/2013 23:16	64.0	23/9/2013 0:21	46.3	24/9/2013 1:26	60.7	25/9/2013 2:31	61.9	26/9/2013 3:36	61.7	27/9/2013 4:41	62.2
21/9/2013 23:21	66.8	23/9/2013 0:26	49.4	24/9/2013 1:31	59.3	25/9/2013 2:36	62.9	26/9/2013 3:41	62.0	27/9/2013 4:46	62.3
21/9/2013 23:26	64.7	23/9/2013 0:31	63.0	24/9/2013 1:36	58.7	25/9/2013 2:41	62.6	26/9/2013 3:46	60.1	27/9/2013 4:51	62.1
21/9/2013 23:31	64.0	23/9/2013 0:36	56.0	24/9/2013 1:41	57.4	25/9/2013 2:46	62.5	26/9/2013 3:51	59.9	27/9/2013 4:56	61.3
21/9/2013 23:36	63.5	23/9/2013 0:41	62.2	24/9/2013 1:46	56.3	25/9/2013 2:51	61.7	26/9/2013 3:56	61.3	27/9/2013 5:01	39.7
21/9/2013 23:41	64.2	23/9/2013 0:46	62.7	24/9/2013 1:51	58.8	25/9/2013 2:56	62.6	26/9/2013 4:01	58.6	27/9/2013 5:06	53.9
21/9/2013 23:46	63.5	23/9/2013 0:51	62.7	24/9/2013 1:56	58.1	25/9/2013 3:01	62.7	26/9/2013 4:06	62.1	27/9/2013 5:11	62.4
21/9/2013 23:51	63.7	23/9/2013 0:56	56.0	24/9/2013 2:01	56.8	25/9/2013 3:06	62.0	26/9/2013 4:11	60.7	27/9/2013 5:16	62.7
21/9/2013 23:56	62.8	23/9/2013 1:01	63.1	24/9/2013 2:06	52.3	25/9/2013 3:11	61.8	26/9/2013 4:16	61.6	27/9/2013 5:21	62.7
22/9/2013 0:01	64.1	23/9/2013 1:06	58.8	24/9/2013 2:11	58.0	25/9/2013 3:16	61.3	26/9/2013 4:21	59.6	27/9/2013 5:26	62.8
22/9/2013 0:06	63.4	23/9/2013 1:11	49.8	24/9/2013 2:16	51.8	25/9/2013 3:21	61.5	26/9/2013 4:26	61.0	27/9/2013 5:31	63.1
22/9/2013 0:11	64.5	23/9/2013 1:16	49.1	24/9/2013 2:21	52.3	25/9/2013 3:26	61.0	26/9/2013 4:31	60.9	27/9/2013 5:36	52.6
22/9/2013 0:16	64.3	23/9/2013 1:21	62.0	24/9/2013 2:26	47.9	25/9/2013 3:31	60.5	26/9/2013 4:36	62.0	27/9/2013 5:41	55.7
22/9/2013 0:21	62.7	23/9/2013 1:26	62.0	24/9/2013 2:31	52.9	25/9/2013 3:36	61.8	26/9/2013 4:41	60.4	27/9/2013 5:46	57.0
22/9/2013 0:26	62.2	23/9/2013 1:31	62.0	24/9/2013 2:36	52.8	25/9/2013 3:41	60.7	26/9/2013 4:46	60.8	27/9/2013 5:51	59.2
22/9/2013 0:31	61.1	23/9/2013 1:36	61.6	24/9/2013 2:41	50.5	25/9/2013 3:46	60.7	26/9/2013 4:51	61.5	27/9/2013 5:56	59.7
22/9/2013 0:36	61.6	23/9/2013 1:41	61.9	24/9/2013 2:46	61.6	25/9/2013 3:51	62.2	26/9/2013 4:56	61.5	27/9/2013 6:01	58.7
22/9/2013 0:41	62.5	23/9/2013 1:46	62.6	24/9/2013 2:51	62.5	25/9/2013 3:56	61.8	26/9/2013 5:01	60.8	27/9/2013 6:06	61.0
22/9/2013 0:46	62.1	23/9/2013 1:51	61.2	24/9/2013 2:56	49.4	25/9/2013 4:01	60.8	26/9/2013 5:06	62.2	27/9/2013 6:11	62.3
22/9/2013 0:51	61.5	23/9/2013 1:56	62.4	24/9/2013 3:01	62.6	25/9/2013 4:06	61.2	26/9/2013 5:11	62.2	27/9/2013 6:16	62.1
22/9/2013 0:56	61.0	23/9/2013 2:01	62.9	24/9/2013 3:06	62.6	25/9/2013 4:11	60.0	26/9/2013 5:16	62.0	27/9/2013 6:21	62.5
22/9/2013 1:01	62.1	23/9/2013 2:06	53.6	24/9/2013 3:11	63.1	25/9/2013 4:16	61.8	26/9/2013 5:21	62.3	27/9/2013 6:26	63.8
22/9/2013 1:06	60.0	23/9/2013 2:11	61.0	24/9/2013 3:16	63.0	25/9/2013 4:21	61.3	26/9/2013 5:26	61.9	27/9/2013 6:31	62.4
22/9/2013 1:11	60.3	23/9/2013 2:16	59.6	24/9/2013 3:21	61.5	25/9/2013 4:26	60.3	26/9/2013 5:31	50.5	27/9/2013 6:36	65.6
22/9/2013 1:16	60.2	23/9/2013 2:21	61.4	24/9/2013 3:26	62.6	25/9/2013 4:31	61.3	26/9/2013 5:36	62.8	27/9/2013 6:41	65.7
22/9/2013 1:21	59.5	23/9/2013 2:26	60.7	24/9/2013 3:31	60.3	25/9/2013 4:36	62.7	26/9/2013 5:41	42.8	27/9/2013 6:46	66.3
22/9/2013 1:26	59.3	23/9/2013 2:31	60.3	24/9/2013 3:36	61.9	25/9/2013 4:41	60.4	26/9/2013 5:46	56.1	27/9/2013 6:51	66.2
22/9/2013 1:31	60.1	23/9/2013 2:36	61.5	24/9/2013 3:41	62.0	25/9/2013 4:46	62.0	26/9/2013 5:51	52.6	27/9/2013 6:56	66.5
22/9/2013 1:36	60.4	23/9/2013 2:41	60.9	24/9/2013 3:46	60.5	25/9/2013 4:51	61.0	26/9/2013 5:56	55.9	27/9/2013 7:01	64.6
22/9/2013 1:41	58.9	23/9/2013 2:46	60.0	24/9/2013 3:51	60.9	25/9/2013 4:56	60.8	26/9/2013 6:01	54.8	27/9/2013 7:06	64.3
22/9/2013 1:46	59.2	23/9/2013 2:51	59.9	24/9/2013 3:56	61.8	25/9/2013 5:01	62.0	26/9/2013 6:06	57.7	27/9/2013 7:11	63.8
22/9/2013 1:51	56.3	23/9/2013 2:56	60.5	24/9/2013 4:01	61.3	25/9/2013 5:06	62.2	26/9/2013 6:11	58.7	27/9/2013 7:16	65.6
22/9/2013 1:56	56.2	23/9/2013 3:01	59.0	24/9/2013 4:06	61.7	25/9/2013 5:11	61.7	26/9/2013 6:16	61.3	27/9/2013 7:21	63.0
22/9/2013 2:01	56.8	23/9/2013 3:06	60.8	24/9/2013 4:11	62.2	25/9/2013 5:16	63.0	26/9/2013 6:21	62.1	27/9/2013 7:26	63.1
22/9/2013 2:06	56.5	23/9/2013 3:11	59.3	24/9/2013 4:16	61.7	25/9/2013 5:21	62.9	26/9/2013 6:26	62.3	27/9/2013 7:31	64.5
22/9/2013 2:11	58.8	23/9/2013 3:16	58.9	24/9/2013 4:21	62.3	25/9/2013 5:26	62.6	26/9/2013 6:31	62.8	27/9/2013 7:36	63.5
22/9/2013 2:16	56.0	23/9/2013 3:21	59.3	24/9/2013 4:26	61.2	25/9/2013 5:31	62.9	26/9/2013 6:36	64.0	27/9/2013 7:41	64.6
22/9/2013 2:21	55.5	23/9/2013 3:26	59.7	24/9/2013 4:31	62.4	25/9/2013 5:36	62.9	26/9/2013 6:41	65.4	27/9/2013 7:46	63.0
22/9/2013 2:26	55.5	23/9/2013 3:31	59.7	24/9/2013 4:36	61.2	25/9/2013 5:41	51.9	26/9/2013 6:46	65.4	27/9/2013 7:51	64.4
22/9/2013 2:31	54.9	23/9/2013 3:36	57.1	24/9/2013 4:41	63.0	25/9/2013 5:46	57.5	26/9/2013 6:51	65.1	27/9/2013 7:56	63.8
22/9/2013 2:36	53.9	23/9/2013 3:41	60.0	24/9/2013 4:46	62.1	25/9/2013 5:51	56.3	26/9/2013 6:56	66.9		
22/9/2013 2:41	56.9	23/9/2013 3:46	60.6	24/9/2013 4:51	52.7	25/9/2013 5:56	55.1	26/9/2013 7:01	65.9		
22/9/2013 2:46	50.0	23/9/2013 3:51	59.9	24/9/2013 4:56	62.3	25/9/2013 6:01	59.6	26/9/2013 7:06	66.2		
22/9/2013 2:51	62.9	23/9/2013 3:56	60.3	24/9/2013 5:01	62.3	25/9/2013 6:06	59.2	26/9/2013 7:11	65.9		
22/9/2013 2:56	53.2	23/9/2013 4:01	57.7	24/9/2013 5:06	62.5	25/9/2013 6:11	60.0	26/9/2013 7:16	66.7		
22/9/2013 3:01	63.0	23/9/2013 4:06	59.0	24/9/2013 5:11	62.3	25/9/2013 6:16	61.7	26/9/2013 7:21	66.0		
22/9/2013 3:06	62.9	23/9/2013 4:11	58.6	24/9/2013 5:16	63.1	25/9/2013 6:21	63.0	26/9/2013 7:26	65.9		
22/9/2013 3:11	62.5	23/9/2013 4:16	60.6	24/9/2013 5:21	62.8	25/9/2013 6:26	63.9	26/9/2013 7:31	65.4		
22/9/2013 3:16	62.9	23/9/2013 4:21	59.0	24/9/2013 5:26	62.9	25/9/2013 6:31	63.6	26/9/2013 7:36	65.8		
22/9/2013 3:21	62.5	23/9/2013 4:26	57.8	24/9/2013 5:31	62.2	25/9/2013 6:36	65.1	26/9/2013 7:41	65.6		
22/9/2013 3:26	62.8	23/9/2013 4:31	60.2	24/9/2013 5:36	52.3	25/9/2013 6:41	65.2	26/9/2013 7:46	65.3		
22/9/2013 3:31	62.1	23/9/2013 4:36	59.0	24/9/2013 5:41	51.6	25/9/2013 6:46	65.7	26/9/2013 7:51	65.9		
22/9/2013 3:36	62.7	23/9/2013 4:41	58.7	24/9/2013 5:46	48.3	25/9/2013 6:51	66.1	26/9/2013 7:56	65.8		
22/9/2013 3:41	62.6	23/9/2013 4:46	59.4	24/9/2013 5:51	58.2	25/9/2013 6:56	66.0	28/12/2012 0:00	65.6		
22/9/2013 3:46	54.6	23/9/2013 4:51	58.7	24/9/2013 5:56	58.9	25/9/2013 7:01	63.7	27/9/2013 0:06	65.5		
22/9/2013 3:51	62.1	23/9/2013 4:56	58.6	24/9/2013 6:01	55.5	25/9/2013 7:06	64.6	27/9/2013 0:11	65.3		
22/9/2013 3:56	62.6	23/9/2013 5:01	60.9	24/9/2013 6:06	60.7	25/9/2013 7:11	64.1	27/9/2013 0:16	65.2		
22/9/2013 4:01	62.3	23/9/2013 5:06	60.9	24/9/2013 6:11	59.8	25/9/2013 7:16	64.7	27/9/2013 0:21	64.1		
22/9/2013 4:06	62.3	23/9/2013 5:11	61.1	24/9/2013 6:16	62.0	25/9/2013 7:21	64.6	27/9/2013 0:26	64.3		
22/9/2013 4:11	61.6	23/9/2013 5:16	58.5	24/9/2013 6:21	62.9	25/9/2013 7:26	64.1	27/9/2013 0:31	64.2		
22/9/2013 4:16	62.8	23/9/2013 5:21	60.6	24/9/2013 6:26	64.0	25/9/2013 7:31	64.1	27/9/2013 0:36	64.5		
22/9/2013 4:21	62.2	23/9/2013 5:26	60.8	24/9/2013 6:31	64.3	25/9/2013 7:36	65.0	27/9/2013 0:41	63.0		
22/9/2013 4:26	62.8	23/9/2013 5:31	60.6	24/9/2013 6:36	64.9	25/9/2013 7:41	64.0	27/9/2013 0:46	64.7		
22/9/2013 4:31	62.4	23/9/2013 5:36	60.9	24/9/2013 6:41	65.5	25/9/2013 7:46	64.1	27/9/2013 0:51	61.8		
22/9/2013 4:36	62.0	23/9/2013 5:41	60.6	24/9/2013 6:46	66.3	25/9/2013 7:51	64.5	27/9/2013 0:56	63.6		
22/9/2013 4:41	62.1	23/9/2013 5:46	61.0	24/9/2013 6:51	67.2	25/9/2013 7:56	63.3	27/9/2013 1:01	63.3		
22/9/2013 4:46	61.9	23/9/2013 5:51	61.4	24/9/2013 6:56	67.3	26/9/2013 0:01	64.5	27/9/2013 1:06	62.8		
22/9/2013 4:51	61.7	23/9/2013 5:56	61.2	24/9/2013 7:01	64.8	26/9/2013 0:06	64.3	27/9/2013 1:11	60.3		
22/9/2013 4:56	62.6	23/9/2013 6:01	62.5	24/9/2013 7:06	65.1	26/9/2013 0:11	63.4	27/9/2013 1:16	63.0		
22/9/2013 5:01	62.7	23/9/2013 6:06	61.7	24/9/2013 7:11	65.9	26/9/2013 0:16	62.8	27/9/2013 1:21	60.9		
22/9/2013 5:06	62.3	23/9/2013 6:11	61.3	24/9/2013 7:16	63.9	26/9/2013 0:21	62.8	27/9/2013 1:26	60.8		
22/9/2013 5:11	62.6	23/9/2013 6:16	62.6	24/9/2013 7:21	64.4	26/9/2013 0:26	62.9	27/9/2013 1:31	59.2		
22/9/2013 5:16	62.9	23/9/2013 6:21	62.0	24/9/2013 7:26	64.4	26/9/2013 0:31	62.4	27/9/2			

Real-time Noise Data	RTN4 (Causeway Bay Community Centre)										
Normal Day 07:00-19:00	2/9/2013 12:01	66.2	6/9/2013 18:31	62.8	12/9/2013 13:01	65.3	18/9/2013 7:31	64.7	24/9/2013 14:01	66.3	
	2/9/2013 12:31	66.2	7/9/2013 7:01	65.4	12/9/2013 13:31	65.6	18/9/2013 8:01	64.4	24/9/2013 14:31	66.0	
	2/9/2013 13:01	66.4	7/9/2013 7:31	65.6	12/9/2013 14:01	65.9	18/9/2013 8:31	63.7	24/9/2013 15:01	65.9	
28/8/2013 7:01	65.8	2/9/2013 13:31	66.6	7/9/2013 8:01	66.3	12/9/2013 14:31	65.0	18/9/2013 9:01	65.0	24/9/2013 15:31	64.7
28/8/2013 7:31	66.2	2/9/2013 14:01	66.2	7/9/2013 8:31	66.5	12/9/2013 15:01	64.7	18/9/2013 9:31	65.6	24/9/2013 16:01	64.3
28/8/2013 8:01	64.6	2/9/2013 14:31	65.5	7/9/2013 9:01	66.0	12/9/2013 15:31	65.9	18/9/2013 10:01	65.2	24/9/2013 16:31	65.8
28/8/2013 8:31	64.1	2/9/2013 15:01	66.3	7/9/2013 9:31	65.3	12/9/2013 16:01	65.5	18/9/2013 10:31	66.3	24/9/2013 17:01	66.5
28/8/2013 9:01	64.4	2/9/2013 15:31	66.7	7/9/2013 10:01	65.0	12/9/2013 16:31	65.9	18/9/2013 11:01	65.8	24/9/2013 17:31	66.4
28/8/2013 9:31	66.1	2/9/2013 16:01	66.4	7/9/2013 10:31	65.3	12/9/2013 17:01	66.3	18/9/2013 11:31	65.9	24/9/2013 18:01	65.7
28/8/2013 10:01	66.5	2/9/2013 16:31	66.1	7/9/2013 11:01	64.7	12/9/2013 17:31	65.3	18/9/2013 12:01	64.2	24/9/2013 18:31	64.3
28/8/2013 10:31	66.9	2/9/2013 17:01	66.8	7/9/2013 11:31	64.8	12/9/2013 18:01	64.5	18/9/2013 12:31	65.0	25/9/2013 7:01	64.8
28/8/2013 11:01	66.6	2/9/2013 17:31	66.7	7/9/2013 12:01	64.5	12/9/2013 18:31	63.2	18/9/2013 13:01	65.9	25/9/2013 7:31	64.3
28/8/2013 11:31	65.4	2/9/2013 18:01	66.4	7/9/2013 12:31	63.8	13/9/2013 7:01	64.4	18/9/2013 13:31	65.8	25/9/2013 8:01	63.5
28/8/2013 12:01	64.9	2/9/2013 18:31	65.5	7/9/2013 13:01	63.1	13/9/2013 7:31	64.3	18/9/2013 14:01	64.4	25/9/2013 8:31	63.6
28/8/2013 12:31	65.4	3/9/2013 7:01	65.7	7/9/2013 13:31	63.2	13/9/2013 8:01	63.9	18/9/2013 14:31	65.6	25/9/2013 9:01	63.9
28/8/2013 13:01	66.0	3/9/2013 7:31	64.9	7/9/2013 14:01	64.2	13/9/2013 8:31	63.6	18/9/2013 15:01	66.1	25/9/2013 9:31	65.6
28/8/2013 13:31	66.1	3/9/2013 8:01	63.6	7/9/2013 14:31	64.3	13/9/2013 9:01	64.2	18/9/2013 15:31	64.6	25/9/2013 10:01	66.1
28/8/2013 14:01	66.2	3/9/2013 8:31	64.6	7/9/2013 15:01	63.7	13/9/2013 9:31	64.4	18/9/2013 16:01	64.4	25/9/2013 10:31	66.1
28/8/2013 14:31	64.9	3/9/2013 9:01	66.0	7/9/2013 15:31	64.7	13/9/2013 10:01	65.5	18/9/2013 16:31	66.1	25/9/2013 11:01	66.2
28/8/2013 15:01	65.9	3/9/2013 9:31	67.7	7/9/2013 16:01	65.7	13/9/2013 10:31	65.1	18/9/2013 17:01	65.9	25/9/2013 11:31	66.1
28/8/2013 15:31	65.3	3/9/2013 10:01	66.7	7/9/2013 16:31	64.7	13/9/2013 11:01	64.3	18/9/2013 17:31	65.5	25/9/2013 12:01	65.7
28/8/2013 16:01	66.4	3/9/2013 10:31	66.4	7/9/2013 17:01	64.7	13/9/2013 11:31	64.1	18/9/2013 18:01	63.1	25/9/2013 12:31	65.7
28/8/2013 16:31	66.4	3/9/2013 11:01	67.2	7/9/2013 17:31	63.6	13/9/2013 12:01	62.7	18/9/2013 18:31	62.0	25/9/2013 13:01	64.3
28/8/2013 17:01	65.7	3/9/2013 11:31	67.0	7/9/2013 18:01	65.4	13/9/2013 12:31	63.5	19/9/2013 7:01	64.3	25/9/2013 13:31	65.5
28/8/2013 17:31	65.7	3/9/2013 12:01	66.3	7/9/2013 18:31	65.5	13/9/2013 13:01	66.5	19/9/2013 7:31	66.4	25/9/2013 14:01	65.6
28/8/2013 18:01	66.1	3/9/2013 12:31	66.5	9/9/2013 7:01	64.3	13/9/2013 13:31	67.2	19/9/2013 8:01	65.3	25/9/2013 14:31	65.2
28/8/2013 18:31	65.7	3/9/2013 13:01	66.6	9/9/2013 7:31	64.5	13/9/2013 14:01	65.7	19/9/2013 8:31	63.7	25/9/2013 15:01	65.7
29/8/2013 7:01	66.0	3/9/2013 13:31	65.3	9/9/2013 8:01	63.0	13/9/2013 14:31	64.5	19/9/2013 9:01	63.4	25/9/2013 15:31	66.3
29/8/2013 7:31	66.5	3/9/2013 14:01	64.6	9/9/2013 8:31	63.5	13/9/2013 15:01	63.6	19/9/2013 9:31	64.0	25/9/2013 16:01	66.1
29/8/2013 8:01	64.9	3/9/2013 14:31	65.4	9/9/2013 9:01	64.2	13/9/2013 15:31	63.5	19/9/2013 10:01	64.8	25/9/2013 16:31	66.2
29/8/2013 8:31	64.1	3/9/2013 15:01	64.8	9/9/2013 9:31	66.5	13/9/2013 16:01	63.4	19/9/2013 10:31	64.4	25/9/2013 17:01	65.6
29/8/2013 9:01	64.5	3/9/2013 15:31	66.2	9/9/2013 10:01	66.2	13/9/2013 16:31	63.8	19/9/2013 11:01	63.6	25/9/2013 17:31	66.0
29/8/2013 9:31	64.5	3/9/2013 16:01	66.3	9/9/2013 10:31	64.9	13/9/2013 17:01	64.0	19/9/2013 11:31	65.2	25/9/2013 18:01	65.8
29/8/2013 10:01	65.4	3/9/2013 16:31	66.1	9/9/2013 11:01	66.0	13/9/2013 17:31	62.2	19/9/2013 12:01	63.9	25/9/2013 18:31	67.9
29/8/2013 10:31	64.9	3/9/2013 17:01	65.7	9/9/2013 11:31	65.8	13/9/2013 18:01	62.0	19/9/2013 12:31	64.9	26/9/2013 7:01	64.5
29/8/2013 11:01	64.3	3/9/2013 17:31	66.0	9/9/2013 12:01	63.0	13/9/2013 18:31	62.5	19/9/2013 13:01	65.4	26/9/2013 7:31	64.8
29/8/2013 11:31	65.9	3/9/2013 18:01	66.9	9/9/2013 12:31	63.8	14/9/2013 7:01	65.3	19/9/2013 13:31	65.8	26/9/2013 8:01	63.2
29/8/2013 12:01	65.9	3/9/2013 18:31	66.6	9/9/2013 13:01	65.8	14/9/2013 7:31	65.7	19/9/2013 14:01	65.8	26/9/2013 8:31	63.7
29/8/2013 12:31	66.0	4/9/2013 7:01	65.4	9/9/2013 13:31	66.1	14/9/2013 8:01	66.3	19/9/2013 14:31	65.4	26/9/2013 9:01	63.6
29/8/2013 13:01	66.0	4/9/2013 7:31	64.3	9/9/2013 14:01	65.2	14/9/2013 8:31	65.4	19/9/2013 15:01	66.0	26/9/2013 9:31	64.9
29/8/2013 13:31	66.3	4/9/2013 8:01	64.1	9/9/2013 14:31	64.8	14/9/2013 9:01	65.6	19/9/2013 15:31	64.6	26/9/2013 10:01	66.1
29/8/2013 14:01	66.3	4/9/2013 8:31	64.5	9/9/2013 15:01	64.1	14/9/2013 9:31	64.1	19/9/2013 16:01	64.1	26/9/2013 10:31	65.2
29/8/2013 14:31	66.2	4/9/2013 9:01	65.1	9/9/2013 15:31	63.6	14/9/2013 10:01	63.7	19/9/2013 16:31	64.4	26/9/2013 11:01	66.1
29/8/2013 15:01	65.6	4/9/2013 9:31	64.9	9/9/2013 16:01	63.9	14/9/2013 10:31	64.7	19/9/2013 17:01	63.6	26/9/2013 11:31	65.7
29/8/2013 15:31	66.2	4/9/2013 10:01	65.5	9/9/2013 16:31	64.0	14/9/2013 11:01	64.9	19/9/2013 17:31	63.7	26/9/2013 12:01	65.2
29/8/2013 16:01	66.0	4/9/2013 10:31	66.5	9/9/2013 17:01	65.2	14/9/2013 11:31	65.1	19/9/2013 18:01	64.0	26/9/2013 12:31	65.3
29/8/2013 16:31	64.4	4/9/2013 11:01	65.5	9/9/2013 17:31	65.9	14/9/2013 12:01	65.5	19/9/2013 18:31	63.0	26/9/2013 13:01	66.0
29/8/2013 17:01	65.2	4/9/2013 11:31	65.9	9/9/2013 18:01	65.7	14/9/2013 12:31	65.6	21/9/2013 7:01	64.6	26/9/2013 13:31	66.0
29/8/2013 17:31	65.4	4/9/2013 12:01	65.0	9/9/2013 18:31	65.6	14/9/2013 13:01	64.7	21/9/2013 7:31	65.0	26/9/2013 14:01	64.4
29/8/2013 18:01	66.0	4/9/2013 12:31	64.6	10/9/2013 7:01	64.6	14/9/2013 13:31	63.4	21/9/2013 8:01	66.0	26/9/2013 14:31	63.7
29/8/2013 18:31	66.1	4/9/2013 13:01	65.9	10/9/2013 7:31	64.7	14/9/2013 14:01	64.5	21/9/2013 8:31	66.0	26/9/2013 15:01	66.7
30/8/2013 7:01	66.4	4/9/2013 13:31	66.7	10/9/2013 8:01	63.9	14/9/2013 14:31	64.4	21/9/2013 9:01	65.9	26/9/2013 15:31	65.0
30/8/2013 7:31	65.6	4/9/2013 14:01	66.7	10/9/2013 8:31	63.9	14/9/2013 15:01	63.9	21/9/2013 9:31	65.6	26/9/2013 16:01	66.4
30/8/2013 8:01	65.0	4/9/2013 14:31	66.2	10/9/2013 9:01	64.0	14/9/2013 15:31	64.8	21/9/2013 10:01	64.8	26/9/2013 16:31	65.3
30/8/2013 8:31	64.4	4/9/2013 15:01	65.7	10/9/2013 9:31	64.9	14/9/2013 16:01	64.2	21/9/2013 10:31	64.7	26/9/2013 17:01	65.0
30/8/2013 9:01	64.8	4/9/2013 15:31	64.5	10/9/2013 10:01	65.4	14/9/2013 16:31	63.8	21/9/2013 11:01	64.4	26/9/2013 17:31	63.8
30/8/2013 9:31	66.2	4/9/2013 16:01	65.5	10/9/2013 10:31	66.4	14/9/2013 17:01	65.3	21/9/2013 11:31	64.5	26/9/2013 18:01	64.4
30/8/2013 10:01	66.3	4/9/2013 16:31	65.7	10/9/2013 11:01	65.9	14/9/2013 17:31	65.3	21/9/2013 12:01	64.0	26/9/2013 18:31	63.4
30/8/2013 10:31	66.7	4/9/2013 17:01	66.7	10/9/2013 11:31	65.4	14/9/2013 18:01	63.8	21/9/2013 12:31	64.3	27/9/2013 7:01	64.5
30/8/2013 11:01	66.4	4/9/2013 17:31	66.8	10/9/2013 12:01	64.9	14/9/2013 18:31	63.2	21/9/2013 13:01	64.5	27/9/2013 7:31	65.7
30/8/2013 11:31	65.5	4/9/2013 18:01	66.0	10/9/2013 12:31	64.6	16/9/2013 7:01	64.9	21/9/2013 13:31	64.1	27/9/2013 8:01	63.8
30/8/2013 12:01	63.9	4/9/2013 18:31	63.2	10/9/2013 13:01	65.8	16/9/2013 7:31	64.8	21/9/2013 14:01	64.9	27/9/2013 8:31	64.0
30/8/2013 12:31	66.4	5/9/2013 7:01	65.2	10/9/2013 13:31	65.8	16/9/2013 8:01	63.5	21/9/2013 14:31	63.5	27/9/2013 9:01	63.9
30/8/2013 13:01	67.6	5/9/2013 7:31	64.5	10/9/2013 14:01	66.0	16/9/2013 8:31	63.7	21/9/2013 15:01	63.7	27/9/2013 9:31	63.9
30/8/2013 13:31	66.3	5/9/2013 8:01	62.8	10/9/2013 14:31	65.6	16/9/2013 9:01	64.3	21/9/2013 15:31	63.7	27/9/2013 10:01	63.5
30/8/2013 14:01	66.2	5/9/2013 8:31	63.5	10/9/2013 15:01	64.6	16/9/2013 9:31	66.1	21/9/2013 16:01	63.9	27/9/2013 10:31	64.5
30/8/2013 14:31	66.2	5/9/2013 9:01	63.5	10/9/2013 15:31	64.9	16/9/2013 10:01	67.0	21/9/2013 16:31	63.6	27/9/2013 11:01	64.6
30/8/2013 15:01	65.3	5/9/2013 9:31									

Real-time Noise Data	RTN4 (Causeway Bay Community Centre)										
28/8/2013 20:51	60.4	30/8/2013 21:56	60.9	1/9/2013 11:01	59.7	1/9/2013 20:06	60.3	3/9/2013 21:11	58.8	5/9/2013 22:16	60.2
28/8/2013 20:56	54.8	30/8/2013 22:01	59.9	1/9/2013 11:06	61.9	1/9/2013 20:11	60.7	3/9/2013 21:16	61.0	5/9/2013 22:21	61.0
28/8/2013 21:01	56.8	30/8/2013 22:06	60.7	1/9/2013 11:11	63.1	1/9/2013 20:16	59.8	3/9/2013 21:21	63.0	5/9/2013 22:26	59.2
28/8/2013 21:06	57.4	30/8/2013 22:11	60.7	1/9/2013 11:16	61.6	1/9/2013 20:21	57.9	3/9/2013 21:26	61.8	5/9/2013 22:31	59.9
28/8/2013 21:11	57.8	30/8/2013 22:16	60.4	1/9/2013 11:21	61.3	1/9/2013 20:26	60.1	3/9/2013 21:31	59.2	5/9/2013 22:36	61.6
28/8/2013 21:16	57.9	30/8/2013 22:21	60.3	1/9/2013 11:26	58.9	1/9/2013 20:31	60.2	3/9/2013 21:36	59.2	5/9/2013 22:41	61.4
28/8/2013 21:21	58.5	30/8/2013 22:26	60.5	1/9/2013 11:31	60.1	1/9/2013 20:36	58.5	3/9/2013 21:41	62.0	5/9/2013 22:46	61.9
28/8/2013 21:26	59.7	30/8/2013 22:31	60.3	1/9/2013 11:36	62.5	1/9/2013 20:41	60.3	3/9/2013 21:46	59.4	5/9/2013 22:51	61.3
28/8/2013 21:31	59.1	30/8/2013 22:36	59.6	1/9/2013 11:41	62.3	1/9/2013 20:46	58.1	3/9/2013 21:51	58.5	5/9/2013 22:56	59.9
28/8/2013 21:36	57.6	30/8/2013 22:41	60.2	1/9/2013 11:46	59.3	1/9/2013 20:51	61.1	3/9/2013 21:56	60.3	6/9/2013 19:01	61.7
28/8/2013 21:41	55.2	30/8/2013 22:46	57.7	1/9/2013 11:51	59.6	1/9/2013 20:56	58.1	3/9/2013 22:01	59.8	6/9/2013 19:06	61.5
28/8/2013 21:46	52.7	30/8/2013 22:51	61.1	1/9/2013 11:56	63.4	1/9/2013 21:01	57.2	3/9/2013 22:06	60.6	6/9/2013 19:11	61.8
28/8/2013 21:51	59.0	30/8/2013 22:56	56.9	1/9/2013 12:01	61.3	1/9/2013 21:06	55.7	3/9/2013 22:11	59.8	6/9/2013 19:16	63.0
28/8/2013 21:56	56.1	31/8/2013 19:01	63.2	1/9/2013 12:06	61.7	1/9/2013 21:11	57.6	3/9/2013 22:16	59.8	6/9/2013 19:21	63.0
28/8/2013 22:01	55.9	31/8/2013 19:06	60.9	1/9/2013 12:11	61.0	1/9/2013 21:16	58.2	3/9/2013 22:21	60.3	6/9/2013 19:26	63.6
28/8/2013 22:06	57.3	31/8/2013 19:11	60.0	1/9/2013 12:16	59.2	1/9/2013 21:21	53.1	3/9/2013 22:26	60.8	6/9/2013 19:31	63.0
28/8/2013 22:11	58.5	31/8/2013 19:16	62.6	1/9/2013 12:21	60.3	1/9/2013 21:26	57.2	3/9/2013 22:31	57.3	6/9/2013 19:36	53.8
28/8/2013 22:16	58.8	31/8/2013 19:21	63.3	1/9/2013 12:26	62.4	1/9/2013 21:31	57.9	3/9/2013 22:36	60.5	6/9/2013 19:41	62.4
28/8/2013 22:21	57.4	31/8/2013 19:26	63.9	1/9/2013 12:31	61.1	1/9/2013 21:36	59.2	3/9/2013 22:41	59.2	6/9/2013 19:46	63.0
28/8/2013 22:26	54.1	31/8/2013 19:31	63.7	1/9/2013 12:36	63.9	1/9/2013 21:41	55.6	3/9/2013 22:46	59.1	6/9/2013 19:51	62.9
28/8/2013 22:31	56.6	31/8/2013 19:36	62.9	1/9/2013 12:41	63.1	1/9/2013 21:46	58.3	3/9/2013 22:51	61.1	6/9/2013 19:56	62.3
28/8/2013 22:36	56.1	31/8/2013 19:41	63.4	1/9/2013 12:46	62.4	1/9/2013 21:51	62.8	3/9/2013 22:56	59.0	6/9/2013 20:01	61.8
28/8/2013 22:41	58.7	31/8/2013 19:46	64.2	1/9/2013 12:51	62.8	1/9/2013 21:56	59.1	4/9/2013 19:01	62.9	6/9/2013 20:06	59.9
28/8/2013 22:46	46.9	31/8/2013 19:51	63.0	1/9/2013 12:56	62.3	1/9/2013 22:01	56.4	4/9/2013 19:06	59.8	6/9/2013 20:11	54.3
28/8/2013 22:51	57.2	31/8/2013 19:56	63.8	1/9/2013 13:01	60.1	1/9/2013 22:06	58.6	4/9/2013 19:11	63.4	6/9/2013 20:16	56.8
28/8/2013 22:56	55.3	31/8/2013 20:01	62.8	1/9/2013 13:06	59.8	1/9/2013 22:11	55.7	4/9/2013 19:16	62.7	6/9/2013 20:21	59.5
29/8/2013 19:01	63.4	31/8/2013 20:06	62.8	1/9/2013 13:11	62.4	1/9/2013 22:16	55.9	4/9/2013 19:21	62.3	6/9/2013 20:26	47.8
29/8/2013 19:06	62.4	31/8/2013 20:11	63.2	1/9/2013 13:16	61.1	1/9/2013 22:21	58.9	4/9/2013 19:26	62.3	6/9/2013 20:31	58.6
29/8/2013 19:11	62.0	31/8/2013 20:16	62.7	1/9/2013 13:21	62.0	1/9/2013 22:26	54.8	4/9/2013 19:31	59.9	6/9/2013 20:36	58.7
29/8/2013 19:16	62.3	31/8/2013 20:21	62.7	1/9/2013 13:26	62.4	1/9/2013 22:31	56.9	4/9/2013 19:36	63.5	6/9/2013 20:41	61.4
29/8/2013 19:21	60.9	31/8/2013 20:26	62.2	1/9/2013 13:31	61.5	1/9/2013 22:36	58.1	4/9/2013 19:41	63.1	6/9/2013 20:46	57.7
29/8/2013 19:26	62.6	31/8/2013 20:31	63.2	1/9/2013 13:36	62.3	1/9/2013 22:41	52.1	4/9/2013 19:46	64.2	6/9/2013 20:51	54.0
29/8/2013 19:31	62.8	31/8/2013 20:36	62.7	1/9/2013 13:41	63.4	1/9/2013 22:46	57.6	4/9/2013 19:51	62.8	6/9/2013 20:56	61.7
29/8/2013 19:36	61.6	31/8/2013 20:41	61.2	1/9/2013 13:46	62.5	1/9/2013 22:51	63.1	4/9/2013 19:56	62.6	6/9/2013 21:01	60.4
29/8/2013 19:41	61.0	31/8/2013 20:46	61.1	1/9/2013 13:51	62.9	1/9/2013 22:56	55.3	4/9/2013 20:01	63.8	6/9/2013 21:06	61.3
29/8/2013 19:46	60.2	31/8/2013 20:51	61.2	1/9/2013 13:56	63.6	2/9/2013 19:01	61.5	4/9/2013 20:06	62.7	6/9/2013 21:11	60.6
29/8/2013 19:51	61.0	31/8/2013 20:56	61.0	1/9/2013 14:01	60.1	2/9/2013 19:06	61.9	4/9/2013 20:11	62.0	6/9/2013 21:16	61.1
29/8/2013 19:56	59.6	31/8/2013 21:01	60.8	1/9/2013 14:06	62.0	2/9/2013 19:11	62.0	4/9/2013 20:16	63.1	6/9/2013 21:21	62.1
29/8/2013 20:01	58.1	31/8/2013 21:06	62.9	1/9/2013 14:11	61.6	2/9/2013 19:16	61.3	4/9/2013 20:21	63.4	6/9/2013 21:26	61.2
29/8/2013 20:06	60.7	31/8/2013 21:11	61.6	1/9/2013 14:16	59.3	2/9/2013 19:21	61.5	4/9/2013 20:26	61.7	6/9/2013 21:31	62.1
29/8/2013 20:11	58.2	31/8/2013 21:16	62.4	1/9/2013 14:21	55.2	2/9/2013 19:26	61.4	4/9/2013 20:31	60.9	6/9/2013 21:36	61.8
29/8/2013 20:16	60.0	31/8/2013 21:21	61.0	1/9/2013 14:26	56.7	2/9/2013 19:31	60.3	4/9/2013 20:36	63.3	6/9/2013 21:41	59.2
29/8/2013 20:21	60.0	31/8/2013 21:26	62.0	1/9/2013 14:31	59.6	2/9/2013 19:36	60.2	4/9/2013 20:41	61.6	6/9/2013 21:46	59.6
29/8/2013 20:26	59.4	31/8/2013 21:31	62.3	1/9/2013 14:36	57.5	2/9/2013 19:41	55.6	4/9/2013 20:46	61.9	6/9/2013 21:51	61.9
29/8/2013 20:31	59.5	31/8/2013 21:36	63.1	1/9/2013 14:41	55.3	2/9/2013 19:46	54.6	4/9/2013 20:51	61.7	6/9/2013 21:56	61.4
29/8/2013 20:36	59.3	31/8/2013 21:41	60.7	1/9/2013 14:46	58.9	2/9/2013 19:51	56.9	4/9/2013 20:56	62.2	6/9/2013 22:01	60.1
29/8/2013 20:41	59.4	31/8/2013 21:46	60.0	1/9/2013 14:51	58.8	2/9/2013 19:56	58.7	4/9/2013 21:01	61.6	6/9/2013 22:06	60.1
29/8/2013 20:46	57.2	31/8/2013 21:51	60.8	1/9/2013 14:56	61.8	2/9/2013 20:01	57.6	4/9/2013 21:06	62.0	6/9/2013 22:11	63.5
29/8/2013 20:51	60.9	31/8/2013 21:56	60.9	1/9/2013 15:01	63.1	2/9/2013 20:06	57.5	4/9/2013 21:11	62.4	6/9/2013 22:16	60.8
29/8/2013 20:56	58.1	31/8/2013 22:01	61.1	1/9/2013 15:06	61.8	2/9/2013 20:11	61.9	4/9/2013 21:16	62.1	6/9/2013 22:21	62.1
29/8/2013 21:01	58.3	31/8/2013 22:06	61.7	1/9/2013 15:11	61.0	2/9/2013 20:16	61.5	4/9/2013 21:21	61.6	6/9/2013 22:26	59.4
29/8/2013 21:06	57.0	31/8/2013 22:11	62.0	1/9/2013 15:16	60.0	2/9/2013 20:21	60.9	4/9/2013 21:26	61.6	6/9/2013 22:31	58.2
29/8/2013 21:11	54.4	31/8/2013 22:16	60.5	1/9/2013 15:21	60.5	2/9/2013 20:26	61.4	4/9/2013 21:31	61.3	6/9/2013 22:36	61.1
29/8/2013 21:16	56.3	31/8/2013 22:21	61.3	1/9/2013 15:26	61.7	2/9/2013 20:31	61.2	4/9/2013 21:36	62.1	6/9/2013 22:41	59.8
29/8/2013 21:21	56.6	31/8/2013 22:26	59.8	1/9/2013 15:31	61.2	2/9/2013 20:36	62.5	4/9/2013 21:41	60.1	6/9/2013 22:46	59.3
29/8/2013 21:26	55.8	31/8/2013 22:31	60.6	1/9/2013 15:36	61.5	2/9/2013 20:41	61.5	4/9/2013 21:46	59.5	6/9/2013 22:51	57.8
29/8/2013 21:31	56.3	31/8/2013 22:36	60.7	1/9/2013 15:41	62.1	2/9/2013 20:46	60.8	4/9/2013 21:51	59.5	6/9/2013 22:56	59.3
29/8/2013 21:36	56.1	31/8/2013 22:41	60.7	1/9/2013 15:46	63.7	2/9/2013 20:51	59.0	4/9/2013 21:56	58.0	7/9/2013 19:01	56.3
29/8/2013 21:41	56.9	31/8/2013 22:46	61.4	1/9/2013 15:51	63.2	2/9/2013 20:56	61.1	4/9/2013 22:01	56.7	7/9/2013 19:06	59.0
29/8/2013 21:46	56.8	31/8/2013 22:51	59.4	1/9/2013 15:56	62.7	2/9/2013 21:01	61.0	4/9/2013 22:06	60.7	7/9/2013 19:11	61.6
29/8/2013 21:51	56.5	31/8/2013 22:56	59.2	1/9/2013 16:01	63.9	2/9/2013 21:06	62.2	4/9/2013 22:11	59.3	7/9/2013 19:16	48.5
29/8/2013 21:56	52.4	1/9/2013 7:01	63.5	1/9/2013 16:06	62.0	2/9/2013 21:11	57.0	4/9/2013 22:16	59.4	7/9/2013 19:21	59.2
29/8/2013 22:01	54.0	1/9/2013 7:06	53.3	1/9/2013 16:11	62.6	2/9/2013 21:16	60.0	4/9/2013 22:21	60.8	7/9/2013 19:26	61.6
29/8/2013 22:06	58.1	1/9/2013 7:11	52.7	1/9/2013 16:16	62.3	2/9/2013 21:21	60.3	4/9/2013 22:26	57.4	7/9/2013 19:31	62.0
29/8/2013 22:11	54.4	1/9/2013 7:16	69.2	1/9/2013 16:21	62.3	2/9/2013 21:26	57.8	4/9/2013 22:31	58.3	7/9/2013 19:36	62.2
29/8/2013 22:16	54.7	1/9/2013 7:21	57.3	1/9/2013 16:26	62.3	2/9/2013 21:31	60.3	4/9/2013 22:36	57.9	7/9/2013 19:41	62.0
29/8/2013 22:21	53.5	1/9/2013 7:26	64.4	1/9/2013 16:31	62.2	2/9/2013 21:36	61.1	4/9/2013 22:41	58.0	7/9/2013 19:46	60.9
29/8/2013 22:26	56.9	1/9/2013 7:31	51.9	1/9/2013 16:36	62.5	2/9/2013 21:41	61.9	4/9/2013 22:46	59.3	7/9/2013 19:51	63.3
29/8/2013 22:31	37.3	1/9/2013 7:36	62.5	1/9/2013 16:41	62.1	2/9/2013 21:46	62.4	4/9/2013 22:51	58.2	7/9/2013 19:56	58.8
29/8/2013 22:36	59.8	1/9/2013 7:41	57.6	1/9/2013 16:46	61.8	2/9/2013 21:51	63.6	4/9/2013 22:56	57.4	7/9/2013 20:01	61.8
29/8/2013 22:41	58.3	1/9/2013 7:46	56.9	1/9/2013 16							

Real-time Noise Data		RTN4 (Causeway Bay Community Centre)									
8/9/2013 7:21	63.0	8/9/2013 16:26	55.7	9/9/2013 21:31	58.6	11/9/2013 22:36	55.0	14/9/2013 19:41	60.9	15/9/2013 12:46	59.8
8/9/2013 7:26	54.7	8/9/2013 16:31	57.2	9/9/2013 21:36	59.2	11/9/2013 22:41	52.2	14/9/2013 19:46	60.6	15/9/2013 12:51	61.7
8/9/2013 7:31	58.8	8/9/2013 16:36	52.9	9/9/2013 21:41	59.6	11/9/2013 22:46	58.6	14/9/2013 19:51	62.1	15/9/2013 12:56	59.7
8/9/2013 7:36	46.4	8/9/2013 16:41	57.7	9/9/2013 21:46	58.9	11/9/2013 22:51	52.1	14/9/2013 19:56	61.1	15/9/2013 13:01	59.2
8/9/2013 7:41	62.8	8/9/2013 16:46	56.3	9/9/2013 21:51	52.1	11/9/2013 22:56	57.5	14/9/2013 20:01	60.5	15/9/2013 13:06	59.2
8/9/2013 7:46	43.4	8/9/2013 16:51	58.6	9/9/2013 21:56	56.8	12/9/2013 19:01	61.9	14/9/2013 20:06	59.5	15/9/2013 13:11	60.5
8/9/2013 7:51	63.7	8/9/2013 16:56	56.1	9/9/2013 22:01	51.2	12/9/2013 19:06	62.5	14/9/2013 20:11	58.9	15/9/2013 13:16	62.1
8/9/2013 7:56	63.5	8/9/2013 17:01	58.1	9/9/2013 22:06	53.7	12/9/2013 19:11	62.8	14/9/2013 20:16	59.0	15/9/2013 13:21	61.0
8/9/2013 8:01	63.0	8/9/2013 17:06	57.8	9/9/2013 22:11	56.4	12/9/2013 19:16	62.4	14/9/2013 20:21	59.9	15/9/2013 13:26	61.3
8/9/2013 8:06	63.5	8/9/2013 17:11	59.0	9/9/2013 22:16	46.9	12/9/2013 19:21	63.4	14/9/2013 20:26	60.1	15/9/2013 13:31	57.8
8/9/2013 8:11	63.6	8/9/2013 17:16	58.4	9/9/2013 22:21	57.5	12/9/2013 19:26	56.6	14/9/2013 20:31	64.4	15/9/2013 13:36	60.3
8/9/2013 8:16	46.9	8/9/2013 17:21	57.9	9/9/2013 22:26	55.6	12/9/2013 19:31	53.9	14/9/2013 20:36	56.8	15/9/2013 13:41	59.6
8/9/2013 8:21	58.0	8/9/2013 17:26	60.7	9/9/2013 22:31	53.8	12/9/2013 19:36	63.7	14/9/2013 20:41	59.2	15/9/2013 13:46	61.2
8/9/2013 8:26	50.0	8/9/2013 17:31	58.6	9/9/2013 22:36	54.7	12/9/2013 19:41	54.4	14/9/2013 20:46	58.1	15/9/2013 13:51	60.4
8/9/2013 8:31	56.3	8/9/2013 17:36	59.4	9/9/2013 22:41	63.7	12/9/2013 19:46	55.8	14/9/2013 20:51	59.2	15/9/2013 13:56	61.7
8/9/2013 8:36	56.3	8/9/2013 17:41	60.9	9/9/2013 22:46	58.6	12/9/2013 19:51	60.5	14/9/2013 20:56	58.7	15/9/2013 14:01	60.8
8/9/2013 8:41	57.6	8/9/2013 17:46	52.9	9/9/2013 22:51	64.9	12/9/2013 19:56	60.9	14/9/2013 21:01	60.3	15/9/2013 14:06	58.3
8/9/2013 8:46	59.2	8/9/2013 17:51	57.5	9/9/2013 22:56	49.2	12/9/2013 20:01	62.4	14/9/2013 21:06	59.0	15/9/2013 14:11	60.2
8/9/2013 8:51	60.3	8/9/2013 17:56	58.9	10/9/2013 19:01	59.3	12/9/2013 20:06	60.6	14/9/2013 21:11	59.2	15/9/2013 14:16	58.4
8/9/2013 8:56	63.1	8/9/2013 18:01	59.4	10/9/2013 19:06	59.3	12/9/2013 20:11	59.5	14/9/2013 21:16	57.8	15/9/2013 14:21	59.9
8/9/2013 9:01	60.1	8/9/2013 18:06	58.3	10/9/2013 19:11	48.2	12/9/2013 20:16	60.3	14/9/2013 21:21	66.1	15/9/2013 14:26	58.9
8/9/2013 9:06	59.6	8/9/2013 18:11	58.9	10/9/2013 19:16	57.8	12/9/2013 20:21	58.6	14/9/2013 21:26	58.6	15/9/2013 14:31	58.4
8/9/2013 9:11	57.7	8/9/2013 18:16	59.0	10/9/2013 19:21	60.7	12/9/2013 20:26	61.3	14/9/2013 21:31	59.2	15/9/2013 14:36	61.2
8/9/2013 9:16	60.0	8/9/2013 18:21	60.6	10/9/2013 19:26	61.5	12/9/2013 20:31	60.6	14/9/2013 21:36	58.1	15/9/2013 14:41	60.6
8/9/2013 9:21	61.0	8/9/2013 18:26	60.8	10/9/2013 19:31	60.3	12/9/2013 20:36	61.0	14/9/2013 21:41	59.5	15/9/2013 14:46	60.2
8/9/2013 9:26	59.7	8/9/2013 18:31	59.0	10/9/2013 19:36	62.6	12/9/2013 20:41	61.5	14/9/2013 21:46	58.3	15/9/2013 14:51	60.5
8/9/2013 9:31	61.3	8/9/2013 18:36	59.6	10/9/2013 19:41	60.6	12/9/2013 20:46	58.8	14/9/2013 21:51	59.5	15/9/2013 14:56	60.0
8/9/2013 9:36	60.6	8/9/2013 18:41	60.9	10/9/2013 19:46	60.2	12/9/2013 20:51	59.7	14/9/2013 21:56	59.5	15/9/2013 15:01	61.9
8/9/2013 9:41	60.1	8/9/2013 18:46	58.4	10/9/2013 19:51	60.3	12/9/2013 20:56	57.8	14/9/2013 22:01	58.5	15/9/2013 15:06	60.9
8/9/2013 9:46	57.7	8/9/2013 18:51	59.8	10/9/2013 19:56	61.9	12/9/2013 21:01	59.2	14/9/2013 22:06	59.0	15/9/2013 15:11	58.9
8/9/2013 9:51	59.0	8/9/2013 18:56	58.7	10/9/2013 20:01	61.5	12/9/2013 21:06	58.6	14/9/2013 22:11	59.0	15/9/2013 15:16	61.1
8/9/2013 9:56	60.0	8/9/2013 19:01	59.1	10/9/2013 20:06	61.0	12/9/2013 21:11	56.2	14/9/2013 22:16	58.3	15/9/2013 15:21	60.6
8/9/2013 10:01	60.1	8/9/2013 19:06	60.6	10/9/2013 20:11	61.2	12/9/2013 21:16	57.9	14/9/2013 22:21	56.3	15/9/2013 15:26	59.8
8/9/2013 10:06	59.3	8/9/2013 19:11	60.1	10/9/2013 20:16	60.0	12/9/2013 21:21	59.1	14/9/2013 22:26	55.5	15/9/2013 15:31	59.7
8/9/2013 10:11	56.7	8/9/2013 19:16	60.6	10/9/2013 20:21	61.6	12/9/2013 21:26	55.0	14/9/2013 22:31	56.1	15/9/2013 15:36	59.4
8/9/2013 10:16	60.0	8/9/2013 19:21	57.2	10/9/2013 20:26	60.1	12/9/2013 21:31	58.4	14/9/2013 22:36	56.9	15/9/2013 15:41	61.3
8/9/2013 10:21	58.0	8/9/2013 19:26	59.2	10/9/2013 20:31	59.3	12/9/2013 21:36	59.7	14/9/2013 22:41	63.4	15/9/2013 15:46	59.6
8/9/2013 10:26	60.0	8/9/2013 19:31	59.4	10/9/2013 20:36	60.3	12/9/2013 21:41	55.1	14/9/2013 22:46	63.6	15/9/2013 15:51	59.8
8/9/2013 10:31	60.1	8/9/2013 19:36	60.6	10/9/2013 20:41	62.9	12/9/2013 21:46	57.4	14/9/2013 22:51	60.6	15/9/2013 15:56	60.7
8/9/2013 10:36	59.8	8/9/2013 19:41	57.9	10/9/2013 20:46	59.6	12/9/2013 21:51	57.1	14/9/2013 22:56	61.0	15/9/2013 16:01	60.1
8/9/2013 10:41	59.6	8/9/2013 19:46	57.2	10/9/2013 20:51	60.4	12/9/2013 21:56	57.4	15/9/2013 7:01	62.4	15/9/2013 16:06	59.9
8/9/2013 10:46	57.6	8/9/2013 19:51	56.0	10/9/2013 20:56	60.2	12/9/2013 22:01	58.1	15/9/2013 7:06	62.8	15/9/2013 16:11	59.9
8/9/2013 10:51	58.6	8/9/2013 19:56	59.4	10/9/2013 21:01	62.1	12/9/2013 22:06	55.4	15/9/2013 7:11	55.6	15/9/2013 16:16	60.8
8/9/2013 10:56	55.4	8/9/2013 20:01	58.7	10/9/2013 21:06	59.1	12/9/2013 22:11	57.2	15/9/2013 7:16	53.9	15/9/2013 16:21	59.5
8/9/2013 11:01	63.5	8/9/2013 20:06	58.0	10/9/2013 21:11	59.6	12/9/2013 22:16	54.7	15/9/2013 7:21	64.5	15/9/2013 16:26	59.8
8/9/2013 11:06	58.8	8/9/2013 20:11	55.8	10/9/2013 21:16	58.2	12/9/2013 22:21	58.9	15/9/2013 7:26	63.6	15/9/2013 16:31	57.5
8/9/2013 11:11	58.9	8/9/2013 20:16	54.9	10/9/2013 21:21	54.6	12/9/2013 22:26	57.0	15/9/2013 7:31	64.0	15/9/2013 16:36	59.0
8/9/2013 11:16	59.2	8/9/2013 20:21	55.9	10/9/2013 21:26	57.8	12/9/2013 22:31	52.8	15/9/2013 7:36	63.4	15/9/2013 16:41	58.2
8/9/2013 11:21	61.2	8/9/2013 20:26	55.4	10/9/2013 21:31	60.1	12/9/2013 22:36	56.1	15/9/2013 7:41	56.0	15/9/2013 16:46	58.1
8/9/2013 11:26	60.6	8/9/2013 20:31	58.3	10/9/2013 21:36	62.9	12/9/2013 22:41	57.9	15/9/2013 7:46	52.2	15/9/2013 16:51	58.6
8/9/2013 11:31	62.7	8/9/2013 20:36	58.8	10/9/2013 21:41	58.4	12/9/2013 22:46	55.9	15/9/2013 7:51	58.6	15/9/2013 16:56	58.2
8/9/2013 11:36	58.3	8/9/2013 20:41	58.2	10/9/2013 21:46	58.1	12/9/2013 22:51	51.4	15/9/2013 7:56	62.9	15/9/2013 17:01	59.3
8/9/2013 11:41	60.0	8/9/2013 20:46	56.6	10/9/2013 21:51	58.0	12/9/2013 22:56	56.5	15/9/2013 8:01	46.4	15/9/2013 17:06	57.6
8/9/2013 11:46	60.7	8/9/2013 20:51	58.9	10/9/2013 21:56	58.6	13/9/2013 19:01	60.9	15/9/2013 8:06	56.9	15/9/2013 17:11	57.1
8/9/2013 11:51	60.1	8/9/2013 20:56	60.2	10/9/2013 22:01	58.0	13/9/2013 19:06	61.0	15/9/2013 8:11	58.2	15/9/2013 17:16	59.3
8/9/2013 11:56	56.2	8/9/2013 21:01	49.2	10/9/2013 22:06	58.5	13/9/2013 19:11	61.3	15/9/2013 8:16	56.2	15/9/2013 17:21	59.0
8/9/2013 12:01	59.4	8/9/2013 21:06	58.5	10/9/2013 22:11	59.5	13/9/2013 19:16	61.2	15/9/2013 8:21	57.8	15/9/2013 17:26	60.1
8/9/2013 12:06	64.0	8/9/2013 21:11	51.4	10/9/2013 22:16	52.8	13/9/2013 19:21	61.2	15/9/2013 8:26	60.5	15/9/2013 17:31	58.4
8/9/2013 12:11	58.3	8/9/2013 21:16	57.7	10/9/2013 22:21	37.3	13/9/2013 19:26	62.7	15/9/2013 8:31	63.2	15/9/2013 17:36	61.1
8/9/2013 12:16	57.3	8/9/2013 21:21	56.0	10/9/2013 22:26	57.6	13/9/2013 19:31	62.0	15/9/2013 8:36	58.0	15/9/2013 17:41	60.6
8/9/2013 12:21	58.3	8/9/2013 21:26	57.0	10/9/2013 22:31	53.8	13/9/2013 19:36	62.9	15/9/2013 8:41	64.4	15/9/2013 17:46	60.1
8/9/2013 12:26	57.5	8/9/2013 21:31	57.6	10/9/2013 22:36	63.6	13/9/2013 19:41	62.7	15/9/2013 8:46	59.2	15/9/2013 17:51	59.0
8/9/2013 12:31	58.1	8/9/2013 21:36	59.3	10/9/2013 22:41	59.8	13/9/2013 19:46	63.3	15/9/2013 8:51	58.9	15/9/2013 17:56	59.5
8/9/2013 12:36	58.4	8/9/2013 21:41	56.6	10/9/2013 22:46	45.1	13/9/2013 19:51	63.5	15/9/2013 8:56	61.0	15/9/2013 18:01	56.8
8/9/2013 12:41	59.8	8/9/2013 21:46	52.5	10/9/2013 22:51	58.8	13/9/2013 19:56	61.3	15/9/2013 9:01	60.1	15/9/2013 18:06	50.6
8/9/2013 12:46	59.7	8/9/2013 21:51	54.6	10/9/2013 22:56	55.6	13/9/2013 20:01	62.7	15/9/2013 9:06	61.1	15/9/2013 18:11	56.0
8/9/2013 12:51	59.2	8/9/2013 21:56	55.9	11/9/2013 19:01	58.2	13/9/2013 20:06	61.9	15/9/2013 9:11	61.2	15/9/2013 18:16	59.2
8/9/2013 12:56	60.2	8/9/2013 22:01	63.5	11/9/2013 19:06	59.0	13/9/2013 20:11	62.1	15/9/2013 9:16	61.0	15/9/2013 18:21	57.7
8/9/2013 13:01	58.9	8/9/2013 22:06	63.7	11/9/2013 19:11	58.9	13/9/2013 20:16	63.4	15/9/2013 9:21	58.3	15/9/2013 18:26	59.1
8/9/2013 13:06	59.2	8/9/2013 22:11	52.1	11/9/2013 19:16	59.6	13/9/2013 20:21	62.1	15/9/2013 9:26	61.3		

Real-time Noise Data	RTN4 (Causeway Bay Community Centre)										
15/9/2013 21:51	63.3	17/9/2013 22:56	51.6	20/9/2013 8:01	63.6	20/9/2013 17:06	50.4	21/9/2013 22:11	45.1	22/9/2013 15:16	61.3
15/9/2013 21:56	62.8	18/9/2013 19:01	61.0	20/9/2013 8:06	63.4	20/9/2013 17:11	54.7	21/9/2013 22:16	56.6	22/9/2013 15:21	61.3
15/9/2013 22:01	62.4	18/9/2013 19:06	61.1	20/9/2013 8:11	50.4	20/9/2013 17:16	58.6	21/9/2013 22:21	50.2	22/9/2013 15:26	61.6
15/9/2013 22:06	62.0	18/9/2013 19:11	61.3	20/9/2013 8:16	63.7	20/9/2013 17:21	59.4	21/9/2013 22:26	46.9	22/9/2013 15:31	62.2
15/9/2013 22:11	62.9	18/9/2013 19:16	60.9	20/9/2013 8:21	63.5	20/9/2013 17:26	58.2	21/9/2013 22:31	62.9	22/9/2013 15:36	60.9
15/9/2013 22:16	60.4	18/9/2013 19:21	62.4	20/9/2013 8:26	37.3	20/9/2013 17:31	56.2	21/9/2013 22:36	47.4	22/9/2013 15:41	61.3
15/9/2013 22:21	61.0	18/9/2013 19:26	61.2	20/9/2013 8:31	55.9	20/9/2013 17:36	58.0	21/9/2013 22:41	53.2	22/9/2013 15:46	60.2
15/9/2013 22:26	61.2	18/9/2013 19:31	62.4	20/9/2013 8:36	54.7	20/9/2013 17:41	58.6	21/9/2013 22:46	63.7	22/9/2013 15:51	60.8
15/9/2013 22:31	61.0	18/9/2013 19:36	60.6	20/9/2013 8:41	56.5	20/9/2013 17:46	52.7	21/9/2013 22:51	57.6	22/9/2013 15:56	61.3
15/9/2013 22:36	60.9	18/9/2013 19:41	62.0	20/9/2013 8:46	58.6	20/9/2013 17:51	55.6	21/9/2013 22:56	50.6	22/9/2013 16:01	61.8
15/9/2013 22:41	61.7	18/9/2013 19:46	62.3	20/9/2013 8:51	53.7	20/9/2013 17:56	54.0	22/9/2013 7:01	61.7	22/9/2013 16:06	60.9
15/9/2013 22:46	61.4	18/9/2013 19:51	55.8	20/9/2013 8:56	63.6	20/9/2013 18:01	56.9	22/9/2013 7:06	63.0	22/9/2013 16:11	60.8
15/9/2013 22:51	62.1	18/9/2013 19:56	59.9	20/9/2013 9:01	54.5	20/9/2013 18:06	59.5	22/9/2013 7:11	62.6	22/9/2013 16:16	61.5
15/9/2013 22:56	48.9	18/9/2013 20:01	57.6	20/9/2013 9:06	53.9	20/9/2013 18:11	56.7	22/9/2013 7:16	63.3	22/9/2013 16:21	60.8
16/9/2013 19:01	62.5	18/9/2013 20:06	59.0	20/9/2013 9:11	50.2	20/9/2013 18:16	60.4	22/9/2013 7:21	62.4	22/9/2013 16:26	61.6
16/9/2013 19:06	61.9	18/9/2013 20:11	60.8	20/9/2013 9:16	57.0	20/9/2013 18:21	58.3	22/9/2013 7:26	62.1	22/9/2013 16:31	60.0
16/9/2013 19:11	61.4	18/9/2013 20:16	59.9	20/9/2013 9:21	56.1	20/9/2013 18:26	48.2	22/9/2013 7:31	62.2	22/9/2013 16:36	62.0
16/9/2013 19:16	61.5	18/9/2013 20:21	61.7	20/9/2013 9:26	56.6	20/9/2013 18:31	53.7	22/9/2013 7:36	62.7	22/9/2013 16:41	61.4
16/9/2013 19:21	62.4	18/9/2013 20:26	58.3	20/9/2013 9:31	63.7	20/9/2013 18:36	56.8	22/9/2013 7:41	47.4	22/9/2013 16:46	61.5
16/9/2013 19:26	62.7	18/9/2013 20:31	59.6	20/9/2013 9:36	57.3	20/9/2013 18:41	58.6	22/9/2013 7:46	63.0	22/9/2013 16:51	58.0
16/9/2013 19:31	62.0	18/9/2013 20:36	57.6	20/9/2013 9:41	59.9	20/9/2013 18:46	56.8	22/9/2013 7:51	63.6	22/9/2013 16:56	59.0
16/9/2013 19:36	62.9	18/9/2013 20:41	60.1	20/9/2013 9:46	55.1	20/9/2013 18:51	57.1	22/9/2013 7:56	62.5	22/9/2013 17:01	59.7
16/9/2013 19:41	63.2	18/9/2013 20:46	58.2	20/9/2013 9:51	56.2	20/9/2013 18:56	56.1	22/9/2013 8:01	63.2	22/9/2013 17:06	59.8
16/9/2013 19:46	63.6	18/9/2013 20:51	58.9	20/9/2013 9:56	60.1	20/9/2013 19:01	58.4	22/9/2013 8:06	62.3	22/9/2013 17:11	60.1
16/9/2013 19:51	58.3	18/9/2013 20:56	58.7	20/9/2013 10:01	55.1	20/9/2013 19:06	57.9	22/9/2013 8:11	63.4	22/9/2013 17:16	59.4
16/9/2013 19:56	53.5	18/9/2013 21:01	56.5	20/9/2013 10:06	58.0	20/9/2013 19:11	57.5	22/9/2013 8:16	63.2	22/9/2013 17:21	57.8
16/9/2013 20:01	59.4	18/9/2013 21:06	56.7	20/9/2013 10:11	60.5	20/9/2013 19:16	58.9	22/9/2013 8:21	63.4	22/9/2013 17:26	60.3
16/9/2013 20:06	61.7	18/9/2013 21:11	63.0	20/9/2013 10:16	60.1	20/9/2013 19:21	57.6	22/9/2013 8:26	63.6	22/9/2013 17:31	58.0
16/9/2013 20:11	61.7	18/9/2013 21:16	57.6	20/9/2013 10:21	59.0	20/9/2013 19:26	57.5	22/9/2013 8:31	62.7	22/9/2013 17:36	58.1
16/9/2013 20:16	59.9	18/9/2013 21:21	57.6	20/9/2013 10:26	59.4	20/9/2013 19:31	55.4	22/9/2013 8:36	63.3	22/9/2013 17:41	59.9
16/9/2013 20:21	61.5	18/9/2013 21:26	58.8	20/9/2013 10:31	60.1	20/9/2013 19:36	56.8	22/9/2013 8:41	63.7	22/9/2013 17:46	56.1
16/9/2013 20:26	60.7	18/9/2013 21:31	57.8	20/9/2013 10:36	58.7	20/9/2013 19:41	52.7	22/9/2013 8:46	63.5	22/9/2013 17:51	56.8
16/9/2013 20:31	57.6	18/9/2013 21:36	59.8	20/9/2013 10:41	59.7	20/9/2013 19:46	56.8	22/9/2013 8:51	44.3	22/9/2013 17:56	57.7
16/9/2013 20:36	62.4	18/9/2013 21:41	58.1	20/9/2013 10:46	59.6	20/9/2013 19:51	60.6	22/9/2013 8:56	63.7	22/9/2013 18:01	51.8
16/9/2013 20:41	60.4	18/9/2013 21:46	55.9	20/9/2013 10:51	59.9	20/9/2013 19:56	54.5	22/9/2013 9:01	53.5	22/9/2013 18:06	57.9
16/9/2013 20:46	59.0	18/9/2013 21:51	57.4	20/9/2013 10:56	59.2	20/9/2013 20:01	52.5	22/9/2013 9:06	50.9	22/9/2013 18:11	54.3
16/9/2013 20:51	59.2	18/9/2013 21:56	57.6	20/9/2013 11:01	59.1	20/9/2013 20:06	57.2	22/9/2013 9:11	58.6	22/9/2013 18:16	58.3
16/9/2013 20:56	59.5	18/9/2013 22:01	52.9	20/9/2013 11:06	59.6	20/9/2013 20:11	56.5	22/9/2013 9:16	65.1	22/9/2013 18:21	54.0
16/9/2013 21:01	58.3	18/9/2013 22:06	58.2	20/9/2013 11:11	55.3	20/9/2013 20:16	63.7	22/9/2013 9:21	59.5	22/9/2013 18:26	54.0
16/9/2013 21:06	59.3	18/9/2013 22:11	59.4	20/9/2013 11:16	58.7	20/9/2013 20:21	54.4	22/9/2013 9:26	59.9	22/9/2013 18:31	55.2
16/9/2013 21:11	54.0	18/9/2013 22:16	58.4	20/9/2013 11:21	55.0	20/9/2013 20:26	43.4	22/9/2013 9:31	58.4	22/9/2013 18:36	63.7
16/9/2013 21:16	60.0	18/9/2013 22:21	59.0	20/9/2013 11:26	60.4	20/9/2013 20:31	50.9	22/9/2013 9:36	60.5	22/9/2013 18:41	52.9
16/9/2013 21:21	59.0	18/9/2013 22:26	58.8	20/9/2013 11:31	56.5	20/9/2013 20:36	57.2	22/9/2013 9:41	59.0	22/9/2013 18:46	52.5
16/9/2013 21:26	60.1	18/9/2013 22:31	57.9	20/9/2013 11:36	58.7	20/9/2013 20:41	58.5	22/9/2013 9:46	53.4	22/9/2013 18:51	63.1
16/9/2013 21:31	59.1	18/9/2013 22:36	51.4	20/9/2013 11:41	58.8	20/9/2013 20:46	56.8	22/9/2013 9:51	57.9	22/9/2013 18:56	51.6
16/9/2013 21:36	58.6	18/9/2013 22:41	58.3	20/9/2013 11:46	59.1	20/9/2013 20:51	49.2	22/9/2013 9:56	58.3	22/9/2013 19:01	63.3
16/9/2013 21:41	59.1	18/9/2013 22:46	56.3	20/9/2013 11:51	56.8	20/9/2013 20:56	58.7	22/9/2013 10:01	58.2	22/9/2013 19:06	53.1
16/9/2013 21:46	57.4	18/9/2013 22:51	61.1	20/9/2013 11:56	60.8	20/9/2013 21:01	42.1	22/9/2013 10:06	57.1	22/9/2013 19:11	63.4
16/9/2013 21:51	58.3	18/9/2013 22:56	53.7	20/9/2013 12:01	60.6	20/9/2013 21:06	59.8	22/9/2013 10:11	57.5	22/9/2013 19:16	63.4
16/9/2013 21:56	57.3	19/9/2013 19:01	56.4	20/9/2013 12:06	60.4	20/9/2013 21:11	46.4	22/9/2013 10:16	56.9	22/9/2013 19:21	54.1
16/9/2013 22:01	55.6	19/9/2013 19:06	52.8	20/9/2013 12:11	59.0	20/9/2013 21:16	63.7	22/9/2013 10:21	48.9	22/9/2013 19:26	55.1
16/9/2013 22:06	60.1	19/9/2013 19:11	56.2	20/9/2013 12:16	59.6	20/9/2013 21:21	55.6	22/9/2013 10:26	45.8	22/9/2013 19:31	63.5
16/9/2013 22:11	58.8	19/9/2013 19:16	49.7	20/9/2013 12:21	59.8	20/9/2013 21:26	63.7	22/9/2013 10:31	63.5	22/9/2013 19:36	62.7
16/9/2013 22:16	54.5	19/9/2013 19:21	56.6	20/9/2013 12:26	58.7	20/9/2013 21:31	52.5	22/9/2013 10:36	57.7	22/9/2013 19:41	62.6
16/9/2013 22:21	58.2	19/9/2013 19:26	55.0	20/9/2013 12:31	56.9	20/9/2013 21:36	52.9	22/9/2013 10:41	48.5	22/9/2013 19:46	62.0
16/9/2013 22:26	56.4	19/9/2013 19:31	56.9	20/9/2013 12:36	56.6	20/9/2013 21:41	57.9	22/9/2013 10:46	53.2	22/9/2013 19:51	62.4
16/9/2013 22:31	58.4	19/9/2013 19:36	59.4	20/9/2013 12:41	58.8	20/9/2013 21:46	63.7	22/9/2013 10:51	57.9	22/9/2013 19:56	62.7
16/9/2013 22:36	55.2	19/9/2013 19:41	56.8	20/9/2013 12:46	60.3	20/9/2013 21:51	56.7	22/9/2013 10:56	56.8	22/9/2013 20:01	62.7
16/9/2013 22:41	56.2	19/9/2013 19:46	59.9	20/9/2013 12:51	61.6	20/9/2013 21:56	55.8	22/9/2013 11:01	57.1	22/9/2013 20:06	62.9
16/9/2013 22:46	53.8	19/9/2013 19:51	54.7	20/9/2013 12:56	60.5	20/9/2013 22:01	55.0	22/9/2013 11:06	57.6	22/9/2013 20:11	62.0
16/9/2013 22:51	57.8	19/9/2013 19:56	52.5	20/9/2013 13:01	58.4	20/9/2013 22:06	51.9	22/9/2013 11:11	59.3	22/9/2013 20:16	62.6
16/9/2013 22:56	53.5	19/9/2013 20:01	58.3	20/9/2013 13:06	59.3	20/9/2013 22:11	55.2	22/9/2013 11:16	58.7	22/9/2013 20:21	62.3
17/9/2013 19:01	61.7	19/9/2013 20:06	58.8	20/9/2013 13:11	57.4	20/9/2013 22:16	55.5	22/9/2013 11:21	58.3	22/9/2013 20:26	63.1
17/9/2013 19:06	62.0	19/9/2013 20:11	57.5	20/9/2013 13:16	58.6	20/9/2013 22:21	56.2	22/9/2013 11:26	57.3	22/9/2013 20:31	63.2
17/9/2013 19:11	60.4	19/9/2013 20:16	58.3	20/9/2013 13:21	58.7	20/9/2013 22:26	63.7	22/9/2013 11:31	59.2	22/9/2013 20:36	51.9
17/9/2013 19:16	61.6	19/9/2013 20:21	60.7	20/9/2013 13:26	59.4	20/9/2013 22:31	51.9	22/9/2013 11:36	60.6	22/9/2013 20:41	62.6
17/9/2013 19:21	61.5	19/9/2013 20:26	56.8	20/9/2013 13:31	55.0	20/9/2013 22:36	57.5	22/9/2013 11:41	60.3	22/9/2013 20:46	57.5
17/9/2013 19:26	62.3	19/9/2013 20:31	52.5	20/9/2013 13:36	59.4	20/9/2013 22:41	57.9	22/9/2013 11:46	60.3	22/9/2013 20:51	52.8
17/9/2013 19:31	61.9	19/9/2013 20:36	56.3	20/9/2013 13:41	57.4	20/9/2013 22:46	55.7	22/9/2013 11:51	61.0	22/9/2013 20:56	53.3
17/9/2013											

Real-time Noise Data	RTN4 (Causeway Bay Community Centre)										
23/9/2013 20:21	60.5	25/9/2013 21:26	63.0	27/9/2013 22:31	52.8	29/8/2013 0:21	57.9	30/8/2013 1:26	60.8	31/8/2013 2:31	57.0
23/9/2013 20:26	58.2	25/9/2013 21:31	59.9	27/9/2013 22:36	57.3	29/8/2013 0:26	58.7	30/8/2013 1:31	48.4	31/8/2013 2:36	56.1
23/9/2013 20:31	60.4	25/9/2013 21:36	58.6	27/9/2013 22:41	56.6	29/8/2013 0:31	59.6	30/8/2013 1:36	60.7	31/8/2013 2:41	58.8
23/9/2013 20:36	59.4	25/9/2013 21:41	60.0	27/9/2013 22:46	53.4	29/8/2013 0:36	56.1	30/8/2013 1:41	60.3	31/8/2013 2:46	57.5
23/9/2013 20:41	57.7	25/9/2013 21:46	60.7	27/9/2013 22:51	54.4	29/8/2013 0:41	57.3	30/8/2013 1:46	48.3	31/8/2013 2:51	56.0
23/9/2013 20:46	59.4	25/9/2013 21:51	59.9	27/9/2013 22:56	54.8	29/8/2013 0:46	58.4	30/8/2013 1:51	55.5	31/8/2013 2:56	57.5
23/9/2013 20:51	61.3	25/9/2013 21:56	60.1			29/8/2013 0:51	53.7	30/8/2013 1:56	53.1	31/8/2013 3:01	62.7
23/9/2013 20:56	58.4	25/9/2013 22:01	60.4			29/8/2013 0:56	55.8	30/8/2013 2:01	56.8	31/8/2013 3:06	51.9
23/9/2013 21:01	59.4	25/9/2013 22:06	56.1			29/8/2013 1:01	58.4	30/8/2013 2:06	51.9	31/8/2013 3:11	51.0
23/9/2013 21:06	58.3	25/9/2013 22:11	59.6			29/8/2013 1:06	44.1	30/8/2013 2:11	60.8	31/8/2013 3:16	53.5
23/9/2013 21:11	60.2	25/9/2013 22:16	55.9			29/8/2013 1:11	53.5	30/8/2013 2:16	60.3	31/8/2013 3:21	60.7
23/9/2013 21:16	61.5	25/9/2013 22:21	60.2			29/8/2013 1:16	54.2	30/8/2013 2:21	60.7	31/8/2013 3:26	34.5
23/9/2013 21:21	56.0	25/9/2013 22:26	60.1			29/8/2013 1:21	49.1	30/8/2013 2:26	59.6	31/8/2013 3:31	60.9
23/9/2013 21:26	59.5	25/9/2013 22:31	54.7			29/8/2013 1:26	45.7	30/8/2013 2:31	60.8	31/8/2013 3:36	53.1
23/9/2013 21:31	58.7	25/9/2013 22:36	57.6			29/8/2013 1:31	41.5	30/8/2013 2:36	52.1	31/8/2013 3:41	51.8
23/9/2013 21:36	57.3	25/9/2013 22:41	54.0			29/8/2013 1:36	46.4	30/8/2013 2:41	60.5	31/8/2013 3:46	47.2
23/9/2013 21:41	55.7	25/9/2013 22:46	58.1			29/8/2013 1:41	60.2	30/8/2013 2:46	41.5	31/8/2013 3:51	37.5
23/9/2013 21:46	51.9	25/9/2013 22:51	56.3			29/8/2013 1:46	60.2	30/8/2013 2:51	60.7	31/8/2013 3:56	59.7
23/9/2013 21:51	56.6	25/9/2013 22:56	57.4			29/8/2013 1:51	44.1	30/8/2013 2:56	60.8	31/8/2013 4:01	60.6
23/9/2013 21:56	58.8	28/12/2012 0:00	55.4			29/8/2013 1:56	59.9	30/8/2013 3:01	59.7	31/8/2013 4:06	60.1
23/9/2013 22:01	55.9	26/9/2013 19:06	46.9			29/8/2013 2:01	60.0	30/8/2013 3:06	60.3	31/8/2013 4:11	49.5
23/9/2013 22:06	55.8	26/9/2013 19:11	54.4			29/8/2013 2:06	60.6	30/8/2013 3:11	60.4	31/8/2013 4:16	50.5
23/9/2013 22:11	50.9	26/9/2013 19:16	55.2			29/8/2013 2:11	59.7	30/8/2013 3:16	50.1	31/8/2013 4:21	60.7
23/9/2013 22:16	56.3	26/9/2013 19:21	59.7			29/8/2013 2:16	59.2	30/8/2013 3:21	59.8	31/8/2013 4:26	54.8
23/9/2013 22:21	57.0	26/9/2013 19:26	59.8			29/8/2013 2:21	59.7	30/8/2013 3:26	60.2	31/8/2013 4:31	51.9
23/9/2013 22:26	51.2	26/9/2013 19:31	58.1			29/8/2013 2:26	59.2	30/8/2013 3:31	59.5	31/8/2013 4:36	60.4
23/9/2013 22:31	58.6	26/9/2013 19:36	57.1			29/8/2013 2:31	59.6	30/8/2013 3:36	59.2	31/8/2013 4:41	51.0
23/9/2013 22:36	51.8	26/9/2013 19:41	56.9			29/8/2013 2:36	59.2	30/8/2013 3:41	60.2	31/8/2013 4:46	60.8
23/9/2013 22:41	55.1	26/9/2013 19:46	59.9			29/8/2013 2:41	59.0	30/8/2013 3:46	58.9	31/8/2013 4:51	60.2
23/9/2013 22:46	51.1	26/9/2013 19:51	59.4			29/8/2013 2:46	59.4	30/8/2013 3:51	60.2	31/8/2013 4:56	49.1
23/9/2013 22:51	53.3	26/9/2013 19:56	60.5			29/8/2013 2:51	59.9	30/8/2013 3:56	58.9	31/8/2013 5:01	39.3
23/9/2013 22:56	63.5	26/9/2013 20:01	58.0			29/8/2013 2:56	58.5	30/8/2013 4:01	59.5	31/8/2013 5:06	55.9
24/9/2013 19:01	63.7	26/9/2013 20:06	58.0			29/8/2013 3:01	58.3	30/8/2013 4:06	58.3	31/8/2013 5:11	60.9
24/9/2013 19:06	63.4	26/9/2013 20:11	60.7			29/8/2013 3:06	59.4	30/8/2013 4:11	58.3	31/8/2013 5:16	64.5
24/9/2013 19:11	63.3	26/9/2013 20:16	59.7			29/8/2013 3:11	59.5	30/8/2013 4:16	58.8	31/8/2013 5:21	48.3
24/9/2013 19:16	46.4	26/9/2013 20:21	58.8			29/8/2013 3:16	58.2	30/8/2013 4:21	59.1	31/8/2013 5:26	60.6
24/9/2013 19:21	51.9	26/9/2013 20:26	58.6			29/8/2013 3:21	59.1	30/8/2013 4:26	59.1	31/8/2013 5:31	51.7
24/9/2013 19:26	48.9	26/9/2013 20:31	60.6			29/8/2013 3:26	58.3	30/8/2013 4:31	58.0	31/8/2013 5:36	55.4
24/9/2013 19:31	58.5	26/9/2013 20:36	59.8			29/8/2013 3:31	58.5	30/8/2013 4:36	58.8	31/8/2013 5:41	54.5
24/9/2013 19:36	60.0	26/9/2013 20:41	62.3			29/8/2013 3:36	58.7	30/8/2013 4:41	59.5	31/8/2013 5:46	58.1
24/9/2013 19:41	60.8	26/9/2013 20:46	61.2			29/8/2013 3:41	60.1	30/8/2013 4:46	59.0	31/8/2013 5:51	56.5
24/9/2013 19:46	61.1	26/9/2013 20:51	61.1			29/8/2013 3:46	58.2	30/8/2013 4:51	58.4	31/8/2013 5:56	55.3
24/9/2013 19:51	60.7	26/9/2013 20:56	61.8			29/8/2013 3:51	57.6	30/8/2013 4:56	59.9	31/8/2013 6:01	54.6
24/9/2013 19:56	60.7	26/9/2013 21:01	62.0			29/8/2013 3:56	58.6	30/8/2013 5:01	45.4	31/8/2013 6:06	55.5
24/9/2013 20:01	59.8	26/9/2013 21:06	60.8			29/8/2013 4:01	59.6	30/8/2013 5:06	59.5	31/8/2013 6:11	59.3
24/9/2013 20:06	61.9	26/9/2013 21:11	62.4			29/8/2013 4:06	58.1	30/8/2013 5:11	60.7	31/8/2013 6:16	58.5
24/9/2013 20:11	62.2	26/9/2013 21:16	60.3			29/8/2013 4:11	58.7	30/8/2013 5:16	59.2	31/8/2013 6:21	57.2
24/9/2013 20:16	61.2	26/9/2013 21:21	61.8			29/8/2013 4:16	57.0	30/8/2013 5:21	59.7	31/8/2013 6:26	61.9
24/9/2013 20:21	62.6	26/9/2013 21:26	62.0			29/8/2013 4:21	57.8	30/8/2013 5:26	60.4	31/8/2013 6:31	59.6
24/9/2013 20:26	61.7	26/9/2013 21:31	59.5			29/8/2013 4:26	58.1	30/8/2013 5:31	58.5	31/8/2013 6:36	60.9
24/9/2013 20:31	62.4	26/9/2013 21:36	61.0			29/8/2013 4:31	57.7	30/8/2013 5:36	60.6	31/8/2013 6:41	62.7
24/9/2013 20:36	62.4	26/9/2013 21:41	60.8			29/8/2013 4:36	58.1	30/8/2013 5:41	48.1	31/8/2013 6:46	62.4
24/9/2013 20:41	62.7	26/9/2013 21:46	60.3			29/8/2013 4:41	58.5	30/8/2013 5:46	60.7	31/8/2013 6:51	61.3
24/9/2013 20:46	62.2	26/9/2013 21:51	62.7			29/8/2013 4:46	59.0	30/8/2013 5:51	55.0	31/8/2013 6:56	64.5
24/9/2013 20:51	61.3	26/9/2013 21:56	57.2			29/8/2013 4:51	58.9	30/8/2013 5:56	52.4	31/8/2013 23:01	63.5
24/9/2013 20:56	58.4	26/9/2013 22:01	58.4			29/8/2013 4:56	59.8	30/8/2013 6:01	47.4	31/8/2013 23:06	63.2
24/9/2013 21:01	62.4	26/9/2013 22:06	59.7			29/8/2013 5:01	60.0	30/8/2013 6:06	57.8	31/8/2013 23:11	64.0
24/9/2013 21:06	61.9	26/9/2013 22:11	56.7			29/8/2013 5:06	59.1	30/8/2013 6:11	60.3	31/8/2013 23:16	63.6
24/9/2013 21:11	59.5	26/9/2013 22:16	60.3			29/8/2013 5:11	59.9	30/8/2013 6:16	57.9	31/8/2013 23:21	63.3
24/9/2013 21:16	60.8	26/9/2013 22:21	54.2			29/8/2013 5:16	59.1	30/8/2013 6:21	56.9	31/8/2013 23:26	64.0
24/9/2013 21:21	59.1	26/9/2013 22:26	57.6			29/8/2013 5:21	58.8	30/8/2013 6:26	61.1	31/8/2013 23:31	63.7
24/9/2013 21:26	63.0	26/9/2013 22:31	53.8			29/8/2013 5:26	58.6	30/8/2013 6:31	61.2	31/8/2013 23:36	63.0
24/9/2013 21:31	61.4	26/9/2013 22:36	59.4			29/8/2013 5:31	58.6	30/8/2013 6:36	62.5	31/8/2013 23:41	63.7
24/9/2013 21:36	62.4	26/9/2013 22:41	57.7			29/8/2013 5:36	59.8	30/8/2013 6:41	63.6	31/8/2013 23:46	63.4
24/9/2013 21:41	60.8	26/9/2013 22:46	57.6			29/8/2013 5:41	59.6	30/8/2013 6:46	63.2	31/8/2013 23:51	63.7
24/9/2013 21:46	58.3	26/9/2013 22:51	59.0			29/8/2013 5:46	60.6	30/8/2013 6:51	64.3	31/8/2013 23:56	63.5
24/9/2013 21:51	61.6	26/9/2013 22:56	60.3			29/8/2013 5:51	60.6	30/8/2013 6:56	64.2	1/9/2013 0:01	63.0
24/9/2013 21:56	60.0	27/9/2013 19:01	62.3			29/8/2013 5:56	60.4	30/8/2013 23:01	62.7	1/9/2013 0:06	63.0
24/9/2013 22:01	59.2	27/9/2013 19:06	62.7			29/8/2013 6:01	49.3	30/8/2013 23:06	63.4	1/9/2013 0:11	63.5
24/9/2013 22:06	62.3	27/9/2013 19:11	50.6			29/8/2013 6:06	54.7	30/8/2013 23:11	64.4	1/9/2013 0:16	63.2
24/9/2013 22:11	57.2	27/9/2013 19:16	58.5			29/8/2013 6:11	56.8	30/8/2013 23:16	63.9	1/9/2013 0:21	62.8
24/9/2013 22:16	61.2	27/9/2013 19:21	61.9			29/8/2013 6:16	58.2	30/8/2013 23:21	63.9	1/9/2013 0:26	62.5
24/9/2013 22:21	60.6	27/9/2013 19:26	58.9			29/8/2013 6:21	56.7	30/8/2013 23:26	62.1	1/9/2013 0:31	62.0
24/9/2013 22:26	58.9	27/9/2013 19:31	57.6			29/8/2013 6:26	58.5	30/8/2013 23:31	63.0	1/9/2013 0:36	61.2
24/9/2013 22:31	59.1	27/9/2013 19:36	58.9			29/8/2013 6:31	60.7	30/8/2013 23:36	63.5	1/9/2013 0:41	58.5
24/9/2013 22:36	57.2	27/9/2013 19:41	60.6			29/8/2013 6:36	61.4	30/8/2013 23:41	62.3	1/9/2013 0:46	62.2
24/9/2013 22:41	56.1	27/9/2013 19:46	61.3			29/8/2013 6:41	60.9	30/8/2013 23:46	65.3	1/9/2013 0:51	60.1
24/9/2013 22:46	58.8	27/9/2013 19:51	61.3			29/8/2013 6:46	62.4	30/8/2013 23:51	62.9	1/9/2013 0:56	59.4
24/9/2013 22:51	59.7	27/9/2013 19:56	62.9			29/8/20					

Real-time Noise Data		RTN4 (Causeway Bay Community Centre)									
1/9/2013 3:36	55.7	2/9/2013 4:41	59.0	3/9/2013 5:46	54.8	4/9/2013 6:51	64.1	5/9/2013 23:56	63.6	7/9/2013 1:01	59.1
1/9/2013 3:41	54.9	2/9/2013 4:46	56.3	3/9/2013 5:51	55.0	4/9/2013 6:56	63.0	6/9/2013 0:01	62.7	7/9/2013 1:06	58.4
1/9/2013 3:46	50.0	2/9/2013 4:51	59.2	3/9/2013 5:56	58.4	4/9/2013 23:01	62.4	6/9/2013 0:06	61.4	7/9/2013 1:11	60.2
1/9/2013 3:51	50.9	2/9/2013 4:56	58.0	3/9/2013 6:01	59.4	4/9/2013 23:06	62.2	6/9/2013 0:11	61.3	7/9/2013 1:16	60.4
1/9/2013 3:56	60.7	2/9/2013 5:01	59.2	3/9/2013 6:06	58.9	4/9/2013 23:11	63.2	6/9/2013 0:16	61.0	7/9/2013 1:21	57.0
1/9/2013 4:01	60.9	2/9/2013 5:06	59.2	3/9/2013 6:11	59.2	4/9/2013 23:16	63.0	6/9/2013 0:21	62.8	7/9/2013 1:26	61.0
1/9/2013 4:06	43.0	2/9/2013 5:11	58.1	3/9/2013 6:16	61.6	4/9/2013 23:21	63.4	6/9/2013 0:26	61.8	7/9/2013 1:31	60.4
1/9/2013 4:11	60.6	2/9/2013 5:16	60.3	3/9/2013 6:21	61.6	4/9/2013 23:26	63.2	6/9/2013 0:31	62.1	7/9/2013 1:36	59.6
1/9/2013 4:16	51.2	2/9/2013 5:21	59.2	3/9/2013 6:26	62.3	4/9/2013 23:31	62.3	6/9/2013 0:36	60.9	7/9/2013 1:41	59.0
1/9/2013 4:21	60.7	2/9/2013 5:26	60.2	3/9/2013 6:31	62.3	4/9/2013 23:36	61.6	6/9/2013 0:41	62.3	7/9/2013 1:46	59.9
1/9/2013 4:26	57.4	2/9/2013 5:31	60.0	3/9/2013 6:36	63.5	4/9/2013 23:41	60.4	6/9/2013 0:46	61.2	7/9/2013 1:51	57.9
1/9/2013 4:31	50.5	2/9/2013 5:36	60.9	3/9/2013 6:41	63.9	4/9/2013 23:46	60.1	6/9/2013 0:51	59.6	7/9/2013 1:56	57.6
1/9/2013 4:36	60.5	2/9/2013 5:41	52.0	3/9/2013 6:46	65.2	4/9/2013 23:51	61.0	6/9/2013 0:56	59.4	7/9/2013 2:01	59.6
1/9/2013 4:41	60.6	2/9/2013 5:46	60.8	3/9/2013 6:51	65.0	4/9/2013 23:56	62.0	6/9/2013 1:01	59.1	7/9/2013 2:06	56.4
1/9/2013 4:46	60.3	2/9/2013 5:51	55.9	3/9/2013 6:56	65.5	5/9/2013 0:01	61.6	6/9/2013 1:06	58.4	7/9/2013 2:11	60.8
1/9/2013 4:51	60.8	2/9/2013 5:56	52.9	3/9/2013 23:01	62.9	5/9/2013 0:06	60.1	6/9/2013 1:11	60.2	7/9/2013 2:16	57.6
1/9/2013 4:56	60.7	2/9/2013 6:01	54.7	3/9/2013 23:06	63.5	5/9/2013 0:11	59.2	6/9/2013 1:16	60.4	7/9/2013 2:21	56.4
1/9/2013 5:01	52.1	2/9/2013 6:06	58.5	3/9/2013 23:11	62.9	5/9/2013 0:16	59.1	6/9/2013 1:21	57.0	7/9/2013 2:26	58.1
1/9/2013 5:06	46.1	2/9/2013 6:11	58.2	3/9/2013 23:16	62.9	5/9/2013 0:21	61.1	6/9/2013 1:26	61.0	7/9/2013 2:31	58.1
1/9/2013 5:11	54.6	2/9/2013 6:16	60.4	3/9/2013 23:21	61.4	5/9/2013 0:26	60.5	6/9/2013 1:31	60.4	7/9/2013 2:36	56.7
1/9/2013 5:16	52.9	2/9/2013 6:21	60.3	3/9/2013 23:26	63.4	5/9/2013 0:31	61.5	6/9/2013 1:36	59.6	7/9/2013 2:41	57.5
1/9/2013 5:21	52.2	2/9/2013 6:26	62.4	3/9/2013 23:31	61.0	5/9/2013 0:36	60.6	6/9/2013 1:41	59.0	7/9/2013 2:46	54.2
1/9/2013 5:26	60.6	2/9/2013 6:31	62.0	3/9/2013 23:36	62.7	5/9/2013 0:41	61.6	6/9/2013 1:46	59.9	7/9/2013 2:51	53.0
1/9/2013 5:31	60.6	2/9/2013 6:36	62.1	3/9/2013 23:41	63.9	5/9/2013 0:46	61.2	6/9/2013 1:51	57.9	7/9/2013 2:56	56.1
1/9/2013 5:36	50.4	2/9/2013 6:41	63.5	3/9/2013 23:46	59.4	5/9/2013 0:51	61.3	6/9/2013 1:56	57.6	7/9/2013 3:01	53.9
1/9/2013 5:41	55.3	2/9/2013 6:46	63.4	3/9/2013 23:51	61.6	5/9/2013 0:56	56.4	6/9/2013 2:01	59.6	7/9/2013 3:06	55.6
1/9/2013 5:46	58.1	2/9/2013 6:51	64.0	3/9/2013 23:56	62.0	5/9/2013 1:01	59.6	6/9/2013 2:06	56.4	7/9/2013 3:11	53.7
1/9/2013 5:51	56.2	2/9/2013 6:56	64.5	4/9/2013 0:01	61.4	5/9/2013 1:06	62.5	6/9/2013 2:11	60.8	7/9/2013 3:16	53.7
1/9/2013 5:56	56.7	2/9/2013 23:01	62.6	4/9/2013 0:06	58.9	5/9/2013 1:11	59.8	6/9/2013 2:16	57.6	7/9/2013 3:21	54.1
1/9/2013 6:01	54.9	2/9/2013 23:06	63.3	4/9/2013 0:11	61.3	5/9/2013 1:16	59.1	6/9/2013 2:21	56.4	7/9/2013 3:26	55.5
1/9/2013 6:06	57.7	2/9/2013 23:11	62.5	4/9/2013 0:16	62.6	5/9/2013 1:21	60.3	6/9/2013 2:26	58.1	7/9/2013 3:31	60.8
1/9/2013 6:11	57.9	2/9/2013 23:16	62.8	4/9/2013 0:21	60.1	5/9/2013 1:26	59.8	6/9/2013 2:31	58.1	7/9/2013 3:36	48.1
1/9/2013 6:16	61.3	2/9/2013 23:21	62.2	4/9/2013 0:26	61.0	5/9/2013 1:31	57.2	6/9/2013 2:36	56.7	7/9/2013 3:41	49.4
1/9/2013 6:21	57.5	2/9/2013 23:26	62.1	4/9/2013 0:31	60.3	5/9/2013 1:36	60.0	6/9/2013 2:41	57.5	7/9/2013 3:46	60.4
1/9/2013 6:26	60.8	2/9/2013 23:31	62.0	4/9/2013 0:36	59.1	5/9/2013 1:41	56.8	6/9/2013 2:46	54.2	7/9/2013 3:51	47.2
1/9/2013 6:31	57.5	2/9/2013 23:36	61.4	4/9/2013 0:41	59.0	5/9/2013 1:46	55.8	6/9/2013 2:51	53.0	7/9/2013 3:56	60.8
1/9/2013 6:36	60.8	2/9/2013 23:41	61.0	4/9/2013 0:46	58.0	5/9/2013 1:51	61.5	6/9/2013 2:56	56.1	7/9/2013 4:01	60.0
1/9/2013 6:41	61.1	2/9/2013 23:46	61.9	4/9/2013 0:51	56.4	5/9/2013 1:56	57.3	6/9/2013 3:01	53.9	7/9/2013 4:06	60.4
1/9/2013 6:46	61.6	2/9/2013 23:51	60.9	4/9/2013 0:56	58.2	5/9/2013 2:01	59.3	6/9/2013 3:06	55.6	7/9/2013 4:11	60.5
1/9/2013 6:51	62.8	2/9/2013 23:56	61.4	4/9/2013 1:01	56.1	5/9/2013 2:06	57.0	6/9/2013 3:11	53.7	7/9/2013 4:16	45.7
1/9/2013 6:56	59.9	3/9/2013 0:01	62.5	4/9/2013 1:06	56.6	5/9/2013 2:11	60.1	6/9/2013 3:16	53.7	7/9/2013 4:21	60.5
1/9/2013 23:01	62.0	3/9/2013 0:06	61.1	4/9/2013 1:11	56.1	5/9/2013 2:16	60.1	6/9/2013 3:21	54.1	7/9/2013 4:26	60.4
1/9/2013 23:06	60.4	3/9/2013 0:11	60.7	4/9/2013 1:16	51.8	5/9/2013 2:21	59.8	6/9/2013 3:26	55.5	7/9/2013 4:31	59.7
1/9/2013 23:11	60.9	3/9/2013 0:16	61.0	4/9/2013 1:21	55.9	5/9/2013 2:26	48.3	6/9/2013 3:31	60.8	7/9/2013 4:36	60.2
1/9/2013 23:16	59.6	3/9/2013 0:21	61.0	4/9/2013 1:26	55.2	5/9/2013 2:31	46.1	6/9/2013 3:36	48.1	7/9/2013 4:41	59.7
1/9/2013 23:21	59.5	3/9/2013 0:26	60.3	4/9/2013 1:31	55.3	5/9/2013 2:36	60.6	6/9/2013 3:41	49.4	7/9/2013 4:46	60.0
1/9/2013 23:26	61.2	3/9/2013 0:31	60.8	4/9/2013 1:36	45.7	5/9/2013 2:41	60.8	6/9/2013 3:46	60.4	7/9/2013 4:51	59.8
1/9/2013 23:31	58.0	3/9/2013 0:36	59.0	4/9/2013 1:41	60.8	5/9/2013 2:46	59.8	6/9/2013 3:51	47.2	7/9/2013 4:56	60.0
1/9/2013 23:36	61.9	3/9/2013 0:41	58.4	4/9/2013 1:46	39.3	5/9/2013 2:51	60.9	6/9/2013 3:56	60.8	7/9/2013 5:01	60.6
1/9/2013 23:41	62.1	3/9/2013 0:46	59.5	4/9/2013 1:51	53.6	5/9/2013 2:56	54.0	6/9/2013 4:01	60.0	7/9/2013 5:06	49.4
1/9/2013 23:46	61.6	3/9/2013 0:51	57.2	4/9/2013 1:56	60.7	5/9/2013 3:01	57.5	6/9/2013 4:06	60.4	7/9/2013 5:11	59.8
1/9/2013 23:51	65.3	3/9/2013 0:56	59.5	4/9/2013 2:01	59.8	5/9/2013 3:06	56.0	6/9/2013 4:11	60.5	7/9/2013 5:16	54.8
1/9/2013 23:56	60.9	3/9/2013 1:01	59.5	4/9/2013 2:06	60.3	5/9/2013 3:11	60.2	6/9/2013 4:16	45.7	7/9/2013 5:21	44.6
2/9/2013 0:01	60.3	3/9/2013 1:06	57.7	4/9/2013 2:11	60.9	5/9/2013 3:16	59.4	6/9/2013 4:21	60.5	7/9/2013 5:26	60.1
2/9/2013 0:06	60.2	3/9/2013 1:11	55.3	4/9/2013 2:16	60.1	5/9/2013 3:21	60.1	6/9/2013 4:26	60.4	7/9/2013 5:31	59.9
2/9/2013 0:11	60.2	3/9/2013 1:16	57.9	4/9/2013 2:21	60.5	5/9/2013 3:26	59.2	6/9/2013 4:31	59.7	7/9/2013 5:36	41.5
2/9/2013 0:16	60.2	3/9/2013 1:21	53.7	4/9/2013 2:26	60.0	5/9/2013 3:31	59.7	6/9/2013 4:36	60.2	7/9/2013 5:41	60.7
2/9/2013 0:21	57.8	3/9/2013 1:26	54.9	4/9/2013 2:31	52.2	5/9/2013 3:36	50.3	6/9/2013 4:41	59.7	7/9/2013 5:46	53.2
2/9/2013 0:26	56.6	3/9/2013 1:31	47.6	4/9/2013 2:36	60.5	5/9/2013 3:41	58.7	6/9/2013 4:46	60.0	7/9/2013 5:51	52.3
2/9/2013 0:31	57.5	3/9/2013 1:36	54.9	4/9/2013 2:41	59.7	5/9/2013 3:46	60.2	6/9/2013 4:51	59.8	7/9/2013 5:56	54.3
2/9/2013 0:36	54.8	3/9/2013 1:41	60.8	4/9/2013 2:46	59.1	5/9/2013 3:51	58.9	6/9/2013 4:56	60.0	7/9/2013 6:01	55.0
2/9/2013 0:41	50.7	3/9/2013 1:46	41.5	4/9/2013 2:51	60.5	5/9/2013 3:56	59.6	6/9/2013 5:01	60.6	7/9/2013 6:06	57.8
2/9/2013 0:46	56.4	3/9/2013 1:51	53.6	4/9/2013 2:56	60.0	5/9/2013 4:01	58.0	6/9/2013 5:06	49.4	7/9/2013 6:11	58.1
2/9/2013 0:51	57.8	3/9/2013 1:56	57.3	4/9/2013 3:01	59.6	5/9/2013 4:06	57.9	6/9/2013 5:11	59.8	7/9/2013 6:16	57.5
2/9/2013 0:56	60.8	3/9/2013 2:01	60.5	4/9/2013 3:06	59.1	5/9/2013 4:11	59.6	6/9/2013 5:16	54.8	7/9/2013 6:21	59.5
2/9/2013 1:01	56.6	3/9/2013 2:06	60.8	4/9/2013 3:11	60.0	5/9/2013 4:16	60.0	6/9/2013 5:21	44.6	7/9/2013 6:26	60.5
2/9/2013 1:06	60.6	3/9/2013 2:11	60.7	4/9/2013 3:16	59.7	5/9/2013 4:21	60.8	6/9/2013 5:26	60.1	7/9/2013 6:31	60.3
2/9/2013 1:11	49.3	3/9/2013 2:16	60.5	4/9/2013 3:21	59.0	5/9/2013 4:26	55.6	6/9/2013 5:31	59.9	7/9/2013 6:36	61.2
2/9/2013 1:16	60.5	3/9/2013 2:21	60.6	4/9/2013 3:26	59.4	5/9/2013 4:31	51.1	6/9/2013 5:36	41.5	7/9/2013 6:41	63.5
2/9/2013 1:21	60.8	3/9/2013 2:26	53.5	4/9/2013 3:31	59.2	5/9/2013 4:36	59.6	6/9/2013 5:41	60.7	7/9/2013 6:46	61.7
2/9/2013 1:26	54.3	3/9/2013 2:31	60.3	4/9/2013 3:36	60.7	5/9/2013 4:41	59.4	6/9/2013 5:46	53.2	7/9/2013 6:51	63.5
2/9/2013 1:31	59.9	3/9/2013 2:36	60.3	4/9/2013 3:41	58.6	5/9/2013 4:46	59.0	6/9/2013 5:51	52.3	7/9/2013 6:56	62.3
2/9/2013 1:36	51.0	3/9/2013 2:41	59.9	4/9/2013 3:46	48.3	5/9/2013 4:51	59.5	6/9/2013 5:56	54.3	7/9/2013 23:01	62.1
2/9/2013 1:41	60.4	3/9/2013 2:46	60.3	4							

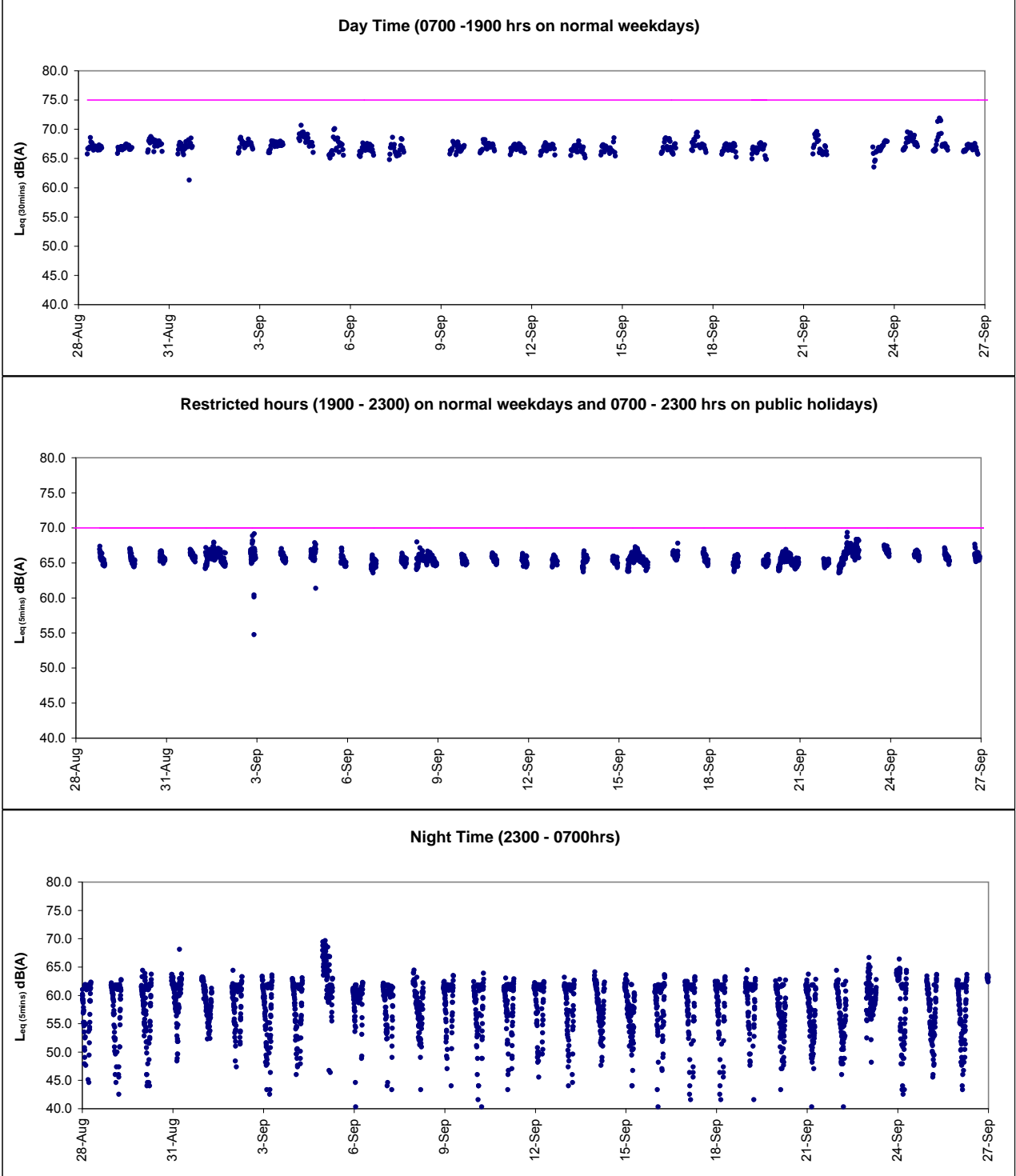
Real-time Noise Data		RTN4 (Causeway Bay Community Centre)									
8/9/2013 2:06	56.1	9/9/2013 3:11	59.4	10/9/2013 4:16	57.4	11/9/2013 5:21	59.4	12/9/2013 6:26	60.2	13/9/2013 23:31	62.0
8/9/2013 2:11	52.8	9/9/2013 3:16	57.4	10/9/2013 4:21	58.8	11/9/2013 5:26	59.8	12/9/2013 6:31	62.1	13/9/2013 23:36	61.8
8/9/2013 2:16	55.8	9/9/2013 3:21	58.6	10/9/2013 4:26	58.8	11/9/2013 5:31	59.3	12/9/2013 6:36	61.1	13/9/2013 23:41	61.7
8/9/2013 2:21	53.8	9/9/2013 3:26	57.2	10/9/2013 4:31	57.0	11/9/2013 5:36	60.2	12/9/2013 6:41	62.6	13/9/2013 23:46	62.2
8/9/2013 2:26	57.5	9/9/2013 3:31	59.1	10/9/2013 4:36	60.0	11/9/2013 5:41	59.5	12/9/2013 6:46	62.6	13/9/2013 23:51	62.0
8/9/2013 2:31	57.7	9/9/2013 3:36	59.8	10/9/2013 4:41	59.2	11/9/2013 5:46	49.7	12/9/2013 6:51	62.8	13/9/2013 23:56	62.1
8/9/2013 2:36	58.8	9/9/2013 3:41	59.0	10/9/2013 4:46	57.3	11/9/2013 5:51	60.8	12/9/2013 6:56	62.6	14/9/2013 0:01	61.7
8/9/2013 2:41	50.1	9/9/2013 3:46	58.4	10/9/2013 4:51	58.2	11/9/2013 5:56	51.9	12/9/2013 23:01	62.2	14/9/2013 0:06	62.3
8/9/2013 2:46	53.8	9/9/2013 3:51	57.9	10/9/2013 4:56	59.0	11/9/2013 6:01	43.6	12/9/2013 23:06	61.4	14/9/2013 0:11	60.4
8/9/2013 2:51	56.4	9/9/2013 3:56	56.5	10/9/2013 5:01	58.2	11/9/2013 6:06	55.1	12/9/2013 23:11	61.2	14/9/2013 0:16	63.0
8/9/2013 2:56	53.5	9/9/2013 4:01	57.5	10/9/2013 5:06	59.1	11/9/2013 6:11	57.7	12/9/2013 23:16	62.2	14/9/2013 0:21	61.3
8/9/2013 3:01	52.6	9/9/2013 4:06	58.9	10/9/2013 5:11	58.4	11/9/2013 6:16	58.7	12/9/2013 23:21	61.7	14/9/2013 0:26	60.8
8/9/2013 3:06	60.1	9/9/2013 4:11	57.5	10/9/2013 5:16	54.1	11/9/2013 6:21	57.9	12/9/2013 23:26	61.2	14/9/2013 0:31	62.2
8/9/2013 3:11	54.6	9/9/2013 4:16	58.1	10/9/2013 5:21	59.2	11/9/2013 6:26	61.1	12/9/2013 23:31	61.1	14/9/2013 0:36	60.7
8/9/2013 3:16	60.7	9/9/2013 4:21	57.9	10/9/2013 5:26	58.7	11/9/2013 6:31	60.8	12/9/2013 23:36	59.8	14/9/2013 0:41	61.3
8/9/2013 3:21	49.1	9/9/2013 4:26	56.9	10/9/2013 5:31	58.1	11/9/2013 6:36	61.4	12/9/2013 23:41	60.2	14/9/2013 0:46	64.0
8/9/2013 3:26	60.7	9/9/2013 4:31	58.5	10/9/2013 5:36	59.7	11/9/2013 6:41	61.9	12/9/2013 23:46	60.5	14/9/2013 0:51	61.7
8/9/2013 3:31	60.4	9/9/2013 4:36	58.2	10/9/2013 5:41	59.8	11/9/2013 6:46	62.5	12/9/2013 23:51	59.9	14/9/2013 0:56	59.9
8/9/2013 3:36	60.0	9/9/2013 4:41	58.0	10/9/2013 5:46	60.5	11/9/2013 6:51	62.7	12/9/2013 23:56	61.9	14/9/2013 1:01	60.5
8/9/2013 3:41	60.8	9/9/2013 4:46	57.3	10/9/2013 5:51	60.3	11/9/2013 6:56	62.7	13/9/2013 0:01	59.4	14/9/2013 1:06	57.1
8/9/2013 3:46	48.1	9/9/2013 4:51	57.4	10/9/2013 5:56	44.6	11/9/2013 23:01	63.2	13/9/2013 0:06	60.1	14/9/2013 1:11	60.1
8/9/2013 3:51	56.4	9/9/2013 4:56	59.5	10/9/2013 6:01	48.6	11/9/2013 23:06	60.8	13/9/2013 0:11	61.5	14/9/2013 1:16	59.2
8/9/2013 3:56	52.5	9/9/2013 5:01	58.4	10/9/2013 6:06	56.1	11/9/2013 23:11	61.2	13/9/2013 0:16	60.6	14/9/2013 1:21	59.7
8/9/2013 4:01	60.5	9/9/2013 5:06	58.6	10/9/2013 6:11	57.1	11/9/2013 23:16	60.4	13/9/2013 0:21	59.7	14/9/2013 1:26	60.2
8/9/2013 4:06	60.4	9/9/2013 5:11	57.3	10/9/2013 6:16	56.9	11/9/2013 23:21	61.4	13/9/2013 0:26	59.5	14/9/2013 1:31	58.2
8/9/2013 4:11	59.7	9/9/2013 5:16	59.2	10/9/2013 6:21	58.5	11/9/2013 23:26	60.4	13/9/2013 0:31	57.7	14/9/2013 1:36	56.5
8/9/2013 4:16	48.1	9/9/2013 5:21	58.6	10/9/2013 6:26	60.3	11/9/2013 23:31	61.3	13/9/2013 0:36	59.4	14/9/2013 1:41	57.4
8/9/2013 4:21	60.6	9/9/2013 5:26	59.6	10/9/2013 6:31	60.4	11/9/2013 23:36	60.5	13/9/2013 0:41	57.8	14/9/2013 1:46	57.0
8/9/2013 4:26	59.9	9/9/2013 5:31	58.8	10/9/2013 6:36	61.9	11/9/2013 23:41	61.3	13/9/2013 0:46	57.3	14/9/2013 1:51	55.8
8/9/2013 4:31	59.8	9/9/2013 5:36	59.9	10/9/2013 6:41	62.2	11/9/2013 23:46	60.0	13/9/2013 0:51	55.3	14/9/2013 1:56	55.7
8/9/2013 4:36	59.8	9/9/2013 5:41	60.2	10/9/2013 6:46	62.3	11/9/2013 23:51	60.2	13/9/2013 0:56	55.0	14/9/2013 2:01	58.8
8/9/2013 4:41	54.3	9/9/2013 5:46	47.2	10/9/2013 6:51	64.0	11/9/2013 23:56	59.5	13/9/2013 1:01	58.1	14/9/2013 2:06	57.7
8/9/2013 4:46	59.3	9/9/2013 5:51	41.5	10/9/2013 6:56	63.7	12/9/2013 0:01	61.0	13/9/2013 1:06	50.1	14/9/2013 2:11	56.7
8/9/2013 4:51	59.5	9/9/2013 5:56	60.9	10/9/2013 23:01	59.8	12/9/2013 0:06	60.7	13/9/2013 1:11	56.0	14/9/2013 2:16	57.8
8/9/2013 4:56	59.5	9/9/2013 6:01	46.9	10/9/2013 23:06	60.5	12/9/2013 0:11	63.1	13/9/2013 1:16	48.6	14/9/2013 2:21	54.3
8/9/2013 5:01	59.2	9/9/2013 6:06	53.9	10/9/2013 23:11	61.3	12/9/2013 0:16	59.3	13/9/2013 1:21	49.6	14/9/2013 2:26	57.1
8/9/2013 5:06	59.5	9/9/2013 6:11	58.6	10/9/2013 23:16	62.1	12/9/2013 0:21	59.2	13/9/2013 1:26	54.0	14/9/2013 2:31	53.8
8/9/2013 5:11	60.3	9/9/2013 6:16	60.3	10/9/2013 23:21	61.5	12/9/2013 0:26	58.5	13/9/2013 1:31	47.4	14/9/2013 2:36	60.7
8/9/2013 5:16	60.5	9/9/2013 6:21	57.7	10/9/2013 23:26	61.4	12/9/2013 0:31	59.9	13/9/2013 1:36	60.4	14/9/2013 2:41	60.6
8/9/2013 5:21	42.3	9/9/2013 6:26	62.2	10/9/2013 23:31	61.1	12/9/2013 0:36	54.6	13/9/2013 1:41	60.3	14/9/2013 2:46	51.0
8/9/2013 5:26	59.7	9/9/2013 6:31	59.9	10/9/2013 23:36	61.6	12/9/2013 0:41	54.2	13/9/2013 1:46	49.4	14/9/2013 2:51	53.8
8/9/2013 5:31	59.7	9/9/2013 6:36	62.0	10/9/2013 23:41	59.6	12/9/2013 0:46	58.0	13/9/2013 1:51	59.9	14/9/2013 2:56	51.9
8/9/2013 5:36	60.1	9/9/2013 6:41	62.4	10/9/2013 23:46	58.8	12/9/2013 0:51	54.6	13/9/2013 1:56	59.7	14/9/2013 3:01	53.6
8/9/2013 5:41	43.6	9/9/2013 6:46	62.5	10/9/2013 23:51	63.4	12/9/2013 0:56	56.5	13/9/2013 2:01	60.5	14/9/2013 3:06	53.9
8/9/2013 5:46	39.3	9/9/2013 6:51	64.3	10/9/2013 23:56	60.4	12/9/2013 1:01	54.8	13/9/2013 2:06	60.0	14/9/2013 3:11	53.5
8/9/2013 5:51	53.8	9/9/2013 6:56	63.2	11/9/2013 0:01	58.7	12/9/2013 1:06	49.0	13/9/2013 2:11	58.7	14/9/2013 3:16	55.4
8/9/2013 5:56	60.8	9/9/2013 23:01	61.6	11/9/2013 0:06	57.3	12/9/2013 1:11	51.0	13/9/2013 2:16	59.0	14/9/2013 3:21	54.3
8/9/2013 6:01	46.1	9/9/2013 23:06	62.1	11/9/2013 0:11	59.0	12/9/2013 1:16	58.9	13/9/2013 2:21	60.2	14/9/2013 3:26	60.9
8/9/2013 6:06	57.0	9/9/2013 23:11	61.7	11/9/2013 0:16	58.8	12/9/2013 1:21	50.7	13/9/2013 2:26	59.3	14/9/2013 3:31	60.6
8/9/2013 6:11	59.6	9/9/2013 23:16	61.3	11/9/2013 0:21	59.9	12/9/2013 1:26	52.3	13/9/2013 2:31	60.2	14/9/2013 3:36	55.8
8/9/2013 6:16	61.0	9/9/2013 23:21	61.0	11/9/2013 0:26	61.0	12/9/2013 1:31	57.3	13/9/2013 2:36	60.2	14/9/2013 3:41	60.7
8/9/2013 6:21	59.2	9/9/2013 23:26	60.6	11/9/2013 0:31	64.0	12/9/2013 1:36	53.9	13/9/2013 2:41	60.1	14/9/2013 3:46	60.4
8/9/2013 6:26	59.4	9/9/2013 23:31	60.8	11/9/2013 0:36	57.2	12/9/2013 1:41	60.6	13/9/2013 2:46	59.2	14/9/2013 3:51	60.5
8/9/2013 6:31	57.5	9/9/2013 23:36	58.2	11/9/2013 0:41	59.3	12/9/2013 1:46	60.4	13/9/2013 2:51	60.5	14/9/2013 3:56	48.3
8/9/2013 6:36	57.7	9/9/2013 23:41	60.8	11/9/2013 0:46	56.9	12/9/2013 1:51	60.7	13/9/2013 2:56	59.9	14/9/2013 4:01	60.8
8/9/2013 6:41	58.8	9/9/2013 23:46	58.9	11/9/2013 0:51	56.8	12/9/2013 1:56	55.5	13/9/2013 3:01	58.4	14/9/2013 4:06	60.4
8/9/2013 6:46	61.9	9/9/2013 23:51	58.3	11/9/2013 0:56	59.3	12/9/2013 2:01	60.4	13/9/2013 3:06	59.5	14/9/2013 4:11	59.5
8/9/2013 6:51	67.6	9/9/2013 23:56	58.4	11/9/2013 1:01	60.7	12/9/2013 2:06	60.5	13/9/2013 3:11	60.6	14/9/2013 4:16	60.0
8/9/2013 6:56	59.9	10/9/2013 0:01	58.6	11/9/2013 1:06	56.2	12/9/2013 2:11	60.2	13/9/2013 3:16	60.1	14/9/2013 4:21	60.0
8/9/2013 23:01	59.9	10/9/2013 0:06	60.6	11/9/2013 1:11	54.0	12/9/2013 2:16	59.7	13/9/2013 3:21	59.8	14/9/2013 4:26	59.6
8/9/2013 23:06	60.3	10/9/2013 0:11	59.8	11/9/2013 1:16	54.1	12/9/2013 2:21	59.8	13/9/2013 3:26	59.2	14/9/2013 4:31	59.6
8/9/2013 23:11	60.5	10/9/2013 0:16	59.3	11/9/2013 1:21	53.5	12/9/2013 2:26	44.6	13/9/2013 3:31	58.3	14/9/2013 4:36	59.3
8/9/2013 23:16	60.1	10/9/2013 0:21	60.4	11/9/2013 1:26	52.9	12/9/2013 2:31	50.5	13/9/2013 3:36	58.5	14/9/2013 4:41	60.8
8/9/2013 23:21	61.3	10/9/2013 0:26	58.8	11/9/2013 1:31	60.8	12/9/2013 2:36	60.6	13/9/2013 3:41	57.9	14/9/2013 4:46	60.5
8/9/2013 23:26	61.0	10/9/2013 0:31	57.1	11/9/2013 1:36	60.6	12/9/2013 2:41	59.7	13/9/2013 3:46	58.8	14/9/2013 4:51	60.1
8/9/2013 23:31	61.3	10/9/2013 0:36	56.1	11/9/2013 1:41	60.7	12/9/2013 2:46	60.1	13/9/2013 3:51	58.1	14/9/2013 4:56	59.3
8/9/2013 23:36	61.3	10/9/2013 0:41	58.6	11/9/2013 1:46	42.3	12/9/2013 2:51	59.6	13/9/2013 3:56	58.6	14/9/2013 5:01	60.7
8/9/2013 23:41	62.3	10/9/2013 0:46	57.2	11/9/2013 1:51	60.9	12/9/2013 2:56	60.2	13/9/2013 4:01	58.3	14/9/2013 5:06	60.4
8/9/2013 23:46	60.2	10/9/2013 0:51	50.3	11/9/2013 1:56	60.1	12/9/2013 3:01	59.0	13/9/2013 4:06	57.4	14/9/2013 5:11	50.9
8/9/2013 23:51	58.3	10/9/2013 0:56	48.8	11/9/2013 2:01	60.2	12/9/2013 3:06	59.2	13/9/2013 4:11	57.3	14/9/2013 5:16	59.6
8/9/2013 23:56	55.6	10/9/2013 1:01	48.1	11/9/2013 2:06	59.5	12/9/2013 3:11	59.9	13/9/2013 4:16	58.9	14/9/2013 5:21	45.7
9/9/2013 0:01	56.0	10/9/2013 1:06	57.7	11/9/2013 2:11	58						

Real-time Noise Data		RTN4 (Causeway Bay Community Centre)									
15/9/2013 0:36	58.8	16/9/2013 1:41	60.0	17/9/2013 2:46	59.2	18/9/2013 3:51	59.0	19/9/2013 4:56	59.2	20/9/2013 6:01	52.8
15/9/2013 0:41	59.1	16/9/2013 1:46	57.4	17/9/2013 2:51	60.3	18/9/2013 3:56	58.5	19/9/2013 5:01	57.7	20/9/2013 6:06	55.6
15/9/2013 0:46	59.6	16/9/2013 1:51	59.8	17/9/2013 2:56	58.8	18/9/2013 4:01	60.8	19/9/2013 5:06	59.5	20/9/2013 6:11	49.6
15/9/2013 0:51	61.2	16/9/2013 1:56	59.0	17/9/2013 3:01	59.1	18/9/2013 4:06	59.5	19/9/2013 5:11	57.0	20/9/2013 6:16	55.8
15/9/2013 0:56	57.0	16/9/2013 2:01	59.4	17/9/2013 3:06	58.9	18/9/2013 4:11	59.0	19/9/2013 5:16	58.1	20/9/2013 6:21	59.8
15/9/2013 1:01	58.6	16/9/2013 2:06	59.3	17/9/2013 3:11	59.0	18/9/2013 4:16	58.5	19/9/2013 5:21	58.6	20/9/2013 6:26	58.6
15/9/2013 1:06	59.2	16/9/2013 2:11	59.3	17/9/2013 3:16	59.1	18/9/2013 4:21	59.0	19/9/2013 5:26	58.7	20/9/2013 6:31	58.0
15/9/2013 1:11	57.2	16/9/2013 2:16	58.0	17/9/2013 3:21	59.2	18/9/2013 4:26	58.8	19/9/2013 5:31	59.0	20/9/2013 6:36	55.8
15/9/2013 1:16	56.4	16/9/2013 2:21	57.9	17/9/2013 3:26	59.9	18/9/2013 4:31	59.0	19/9/2013 5:36	60.4	20/9/2013 6:41	58.5
15/9/2013 1:21	54.6	16/9/2013 2:26	58.2	17/9/2013 3:31	59.3	18/9/2013 4:36	59.1	19/9/2013 5:41	59.7	20/9/2013 6:46	58.7
15/9/2013 1:26	55.1	16/9/2013 2:31	58.4	17/9/2013 3:36	59.2	18/9/2013 4:41	58.1	19/9/2013 5:46	60.8	20/9/2013 6:51	60.8
15/9/2013 1:31	56.9	16/9/2013 2:36	58.0	17/9/2013 3:41	57.1	18/9/2013 4:46	58.3	19/9/2013 5:51	60.6	20/9/2013 6:56	62.3
15/9/2013 1:36	56.2	16/9/2013 2:41	59.3	17/9/2013 3:46	59.1	18/9/2013 4:51	58.7	19/9/2013 5:56	43.6	20/9/2013 23:01	61.4
15/9/2013 1:41	56.7	16/9/2013 2:46	57.3	17/9/2013 3:51	58.4	18/9/2013 4:56	58.8	19/9/2013 6:01	48.8	20/9/2013 23:06	60.7
15/9/2013 1:46	60.0	16/9/2013 2:51	58.7	17/9/2013 3:56	59.6	18/9/2013 5:01	59.1	19/9/2013 6:06	56.3	20/9/2013 23:11	61.1
15/9/2013 1:51	58.6	16/9/2013 2:56	58.1	17/9/2013 4:01	57.5	18/9/2013 5:06	59.4	19/9/2013 6:11	56.4	20/9/2013 23:16	60.6
15/9/2013 1:56	55.8	16/9/2013 3:01	57.0	17/9/2013 4:06	58.4	18/9/2013 5:11	58.4	19/9/2013 6:16	58.1	20/9/2013 23:21	60.8
15/9/2013 2:01	55.0	16/9/2013 3:06	57.7	17/9/2013 4:11	57.4	18/9/2013 5:16	59.7	19/9/2013 6:21	58.6	20/9/2013 23:26	59.7
15/9/2013 2:06	56.2	16/9/2013 3:11	59.4	17/9/2013 4:16	57.7	18/9/2013 5:21	59.7	19/9/2013 6:26	60.3	20/9/2013 23:31	59.4
15/9/2013 2:11	54.1	16/9/2013 3:16	58.2	17/9/2013 4:21	57.6	18/9/2013 5:26	59.8	19/9/2013 6:31	62.2	20/9/2013 23:36	60.7
15/9/2013 2:16	58.1	16/9/2013 3:21	57.0	17/9/2013 4:26	58.0	18/9/2013 5:31	59.2	19/9/2013 6:36	61.4	20/9/2013 23:41	62.1
15/9/2013 2:21	51.9	16/9/2013 3:26	58.3	17/9/2013 4:31	56.7	18/9/2013 5:36	59.8	19/9/2013 6:41	62.1	20/9/2013 23:46	60.6
15/9/2013 2:26	49.4	16/9/2013 3:31	56.9	17/9/2013 4:36	57.4	18/9/2013 5:41	60.9	19/9/2013 6:46	62.9	20/9/2013 23:51	60.4
15/9/2013 2:31	59.1	16/9/2013 3:36	58.5	17/9/2013 4:41	57.1	18/9/2013 5:46	49.7	19/9/2013 6:51	62.6	20/9/2013 23:56	60.4
15/9/2013 2:36	54.2	16/9/2013 3:41	57.2	17/9/2013 4:46	57.8	18/9/2013 5:51	55.3	19/9/2013 6:56	63.4	21/9/2013 0:01	60.2
15/9/2013 2:41	60.5	16/9/2013 3:46	57.4	17/9/2013 4:51	57.8	18/9/2013 5:56	60.9	19/9/2013 23:01	62.1	21/9/2013 0:06	60.6
15/9/2013 2:46	60.8	16/9/2013 3:51	59.0	17/9/2013 4:56	59.0	18/9/2013 6:01	54.5	19/9/2013 23:06	61.0	21/9/2013 0:11	59.0
15/9/2013 2:51	60.7	16/9/2013 3:56	58.5	17/9/2013 5:01	58.5	18/9/2013 6:06	50.6	19/9/2013 23:11	61.6	21/9/2013 0:16	58.6
15/9/2013 2:56	57.2	16/9/2013 4:01	57.5	17/9/2013 5:06	59.0	18/9/2013 6:11	57.1	19/9/2013 23:16	60.4	21/9/2013 0:21	60.3
15/9/2013 3:01	55.4	16/9/2013 4:06	58.0	17/9/2013 5:11	58.3	18/9/2013 6:16	56.9	19/9/2013 23:21	61.2	21/9/2013 0:26	58.9
15/9/2013 3:06	57.7	16/9/2013 4:11	58.0	17/9/2013 5:16	57.6	18/9/2013 6:21	59.0	19/9/2013 23:26	61.2	21/9/2013 0:31	59.8
15/9/2013 3:11	52.5	16/9/2013 4:16	56.8	17/9/2013 5:21	59.3	18/9/2013 6:26	61.3	19/9/2013 23:31	60.5	21/9/2013 0:36	60.1
15/9/2013 3:16	60.9	16/9/2013 4:21	56.9	17/9/2013 5:26	58.7	18/9/2013 6:31	60.4	19/9/2013 23:36	60.9	21/9/2013 0:41	62.6
15/9/2013 3:21	60.3	16/9/2013 4:26	57.6	17/9/2013 5:31	59.3	18/9/2013 6:36	61.9	19/9/2013 23:41	61.2	21/9/2013 0:46	56.8
15/9/2013 3:26	56.6	16/9/2013 4:31	58.2	17/9/2013 5:36	59.9	18/9/2013 6:41	62.7	19/9/2013 23:46	60.3	21/9/2013 0:51	55.0
15/9/2013 3:31	50.1	16/9/2013 4:36	58.7	17/9/2013 5:41	60.1	18/9/2013 6:46	63.3	19/9/2013 23:51	59.7	21/9/2013 0:56	64.2
15/9/2013 3:36	55.5	16/9/2013 4:41	59.6	17/9/2013 5:46	60.8	18/9/2013 6:51	63.0	19/9/2013 23:56	62.3	21/9/2013 1:01	56.6
15/9/2013 3:41	60.7	16/9/2013 4:46	58.2	17/9/2013 5:51	53.2	18/9/2013 6:56	63.7	20/9/2013 0:01	60.9	21/9/2013 1:06	55.2
15/9/2013 3:46	60.5	16/9/2013 4:51	58.7	17/9/2013 5:56	60.4	18/9/2013 23:01	59.8	20/9/2013 0:06	61.2	21/9/2013 1:11	58.9
15/9/2013 3:51	53.5	16/9/2013 4:56	56.1	17/9/2013 6:01	47.2	18/9/2013 23:06	61.3	20/9/2013 0:11	60.1	21/9/2013 1:16	57.9
15/9/2013 3:56	54.5	16/9/2013 5:01	59.2	17/9/2013 6:06	57.3	18/9/2013 23:11	62.6	20/9/2013 0:16	61.4	21/9/2013 1:21	57.3
15/9/2013 4:01	60.5	16/9/2013 5:06	59.5	17/9/2013 6:11	57.4	18/9/2013 23:16	62.6	20/9/2013 0:21	60.4	21/9/2013 1:26	47.6
15/9/2013 4:06	60.4	16/9/2013 5:11	59.0	17/9/2013 6:16	57.4	18/9/2013 23:21	61.5	20/9/2013 0:26	59.7	21/9/2013 1:31	55.5
15/9/2013 4:11	59.9	16/9/2013 5:16	59.9	17/9/2013 6:21	57.0	18/9/2013 23:26	61.9	20/9/2013 0:31	61.0	21/9/2013 1:36	53.3
15/9/2013 4:16	59.6	16/9/2013 5:21	60.0	17/9/2013 6:26	60.6	18/9/2013 23:31	62.6	20/9/2013 0:36	59.9	21/9/2013 1:41	57.7
15/9/2013 4:21	57.4	16/9/2013 5:26	60.5	17/9/2013 6:31	61.9	18/9/2013 23:36	60.1	20/9/2013 0:41	59.0	21/9/2013 1:46	51.7
15/9/2013 4:26	60.4	16/9/2013 5:31	51.9	17/9/2013 6:36	61.9	18/9/2013 23:41	60.9	20/9/2013 0:46	58.8	21/9/2013 1:51	43.6
15/9/2013 4:31	60.4	16/9/2013 5:36	60.8	17/9/2013 6:41	63.2	18/9/2013 23:46	60.1	20/9/2013 0:51	61.2	21/9/2013 1:56	46.9
15/9/2013 4:36	59.9	16/9/2013 5:41	51.6	17/9/2013 6:46	62.8	18/9/2013 23:51	60.0	20/9/2013 0:56	57.5	21/9/2013 2:01	46.9
15/9/2013 4:41	60.7	16/9/2013 5:46	60.8	17/9/2013 6:51	62.9	18/9/2013 23:56	61.0	20/9/2013 1:01	58.4	21/9/2013 2:06	55.0
15/9/2013 4:46	59.7	16/9/2013 5:51	53.1	17/9/2013 6:56	62.9	19/9/2013 0:01	61.2	20/9/2013 1:06	56.9	21/9/2013 2:11	52.4
15/9/2013 4:51	60.0	16/9/2013 5:56	54.2	17/9/2013 23:01	62.4	19/9/2013 0:06	60.6	20/9/2013 1:11	57.8	21/9/2013 2:16	59.8
15/9/2013 4:56	59.5	16/9/2013 6:01	55.1	17/9/2013 23:06	61.1	19/9/2013 0:11	58.6	20/9/2013 1:16	57.9	21/9/2013 2:21	60.2
15/9/2013 5:01	53.0	16/9/2013 6:06	51.5	17/9/2013 23:11	61.9	19/9/2013 0:16	65.3	20/9/2013 1:21	59.9	21/9/2013 2:26	60.1
15/9/2013 5:06	44.6	16/9/2013 6:11	59.4	17/9/2013 23:16	61.7	19/9/2013 0:21	60.0	20/9/2013 1:26	59.9	21/9/2013 2:31	60.5
15/9/2013 5:11	58.5	16/9/2013 6:16	62.2	17/9/2013 23:21	60.8	19/9/2013 0:26	60.1	20/9/2013 1:31	56.5	21/9/2013 2:36	60.5
15/9/2013 5:16	60.2	16/9/2013 6:21	61.4	17/9/2013 23:26	61.5	19/9/2013 0:31	57.4	20/9/2013 1:36	55.4	21/9/2013 2:41	54.2
15/9/2013 5:21	60.4	16/9/2013 6:26	61.7	17/9/2013 23:31	61.2	19/9/2013 0:36	59.6	20/9/2013 1:41	54.4	21/9/2013 2:46	59.9
15/9/2013 5:26	59.9	16/9/2013 6:31	62.2	17/9/2013 23:36	60.6	19/9/2013 0:41	56.9	20/9/2013 1:46	54.5	21/9/2013 2:51	60.5
15/9/2013 5:31	60.3	16/9/2013 6:36	63.1	17/9/2013 23:41	62.0	19/9/2013 0:46	57.3	20/9/2013 1:51	54.9	21/9/2013 2:56	59.7
15/9/2013 5:36	60.8	16/9/2013 6:41	64.5	17/9/2013 23:46	60.4	19/9/2013 0:51	58.6	20/9/2013 1:56	48.6	21/9/2013 3:01	60.5
15/9/2013 5:41	51.0	16/9/2013 6:46	64.3	17/9/2013 23:51	59.8	19/9/2013 0:56	57.5	20/9/2013 2:01	54.1	21/9/2013 3:06	60.5
15/9/2013 5:46	60.6	16/9/2013 6:51	64.0	17/9/2013 23:56	61.3	19/9/2013 1:01	54.6	20/9/2013 2:06	56.8	21/9/2013 3:11	59.8
15/9/2013 5:51	60.7	16/9/2013 6:56	63.6	18/9/2013 0:01	60.7	19/9/2013 1:06	53.3	20/9/2013 2:11	45.0	21/9/2013 3:16	59.0
15/9/2013 5:56	49.9	16/9/2013 23:01	60.9	18/9/2013 0:06	59.9	19/9/2013 1:11	55.4	20/9/2013 2:16	62.6	21/9/2013 3:21	59.2
15/9/2013 6:01	60.7	16/9/2013 23:06	61.8	18/9/2013 0:11	58.3	19/9/2013 1:16	55.5	20/9/2013 2:21	54.4	21/9/2013 3:26	50.4
15/9/2013 6:06	53.3	16/9/2013 23:11	61.3	18/9/2013 0:16	60.8	19/9/2013 1:21	56.4	20/9/2013 2:26	59.6	21/9/2013 3:31	60.4
15/9/2013 6:11	60.9	16/9/2013 23:16	61.5	18/9/2013 0:21	58.7	19/9/2013 1:26	53.5	20/9/2013 2:31	59.6	21/9/2013 3:36	60.6
15/9/2013 6:16	56.0	16/9/2013 23:21	61.0	18/9/2013 0:26	60.1	19/9/2013 1:31	53.7	20/9/2013 2:36	60.6	21/9/2013 3:41	58.4
15/9/2013 6:21	57.4	16/9/2013 23:26	59.6	18/9/2013 0:31	59.3	19/9/2013 1:36	60.7	20/9/2013 2:41	51.5	21/9/2013 3:46	58.8
15/9/2013 6:26	60.9	16/9/2013 23:31	62.1	18/9/2013 0:36	57.1	19/9/2013 1:41	51.5	20/9/2013 2:46	6		

Real-time Noise Data		RTN4 (Causeway Bay Community Centre)									
21/9/2013 23:06	61.7	23/9/2013 0:11	56.6	24/9/2013 1:16	54.5	25/9/2013 2:21	60.0	26/9/2013 3:26	57.5	27/9/2013 4:31	59.5
21/9/2013 23:11	60.8	23/9/2013 0:16	58.1	24/9/2013 1:21	54.1	25/9/2013 2:26	59.4	26/9/2013 3:31	58.6	27/9/2013 4:36	58.2
21/9/2013 23:16	61.4	23/9/2013 0:21	57.9	24/9/2013 1:26	47.2	25/9/2013 2:31	60.2	26/9/2013 3:36	59.8	27/9/2013 4:41	59.3
21/9/2013 23:21	64.2	23/9/2013 0:26	57.6	24/9/2013 1:31	46.6	25/9/2013 2:36	59.8	26/9/2013 3:41	57.8	27/9/2013 4:46	59.1
21/9/2013 23:26	61.8	23/9/2013 0:31	57.0	24/9/2013 1:36	52.9	25/9/2013 2:41	60.4	26/9/2013 3:46	57.2	27/9/2013 4:51	59.4
21/9/2013 23:31	59.8	23/9/2013 0:36	56.3	24/9/2013 1:41	60.4	25/9/2013 2:46	59.5	26/9/2013 3:51	58.4	27/9/2013 4:56	58.6
21/9/2013 23:36	61.8	23/9/2013 0:41	56.2	24/9/2013 1:46	60.4	25/9/2013 2:51	59.3	26/9/2013 3:56	58.1	27/9/2013 5:01	45.0
21/9/2013 23:41	61.1	23/9/2013 0:46	55.1	24/9/2013 1:51	44.1	25/9/2013 2:56	59.7	26/9/2013 4:01	57.8	27/9/2013 5:06	59.4
21/9/2013 23:46	58.9	23/9/2013 0:51	58.5	24/9/2013 1:56	60.5	25/9/2013 3:01	59.9	26/9/2013 4:06	59.4	27/9/2013 5:11	60.0
21/9/2013 23:51	59.1	23/9/2013 0:56	56.2	24/9/2013 2:01	60.8	25/9/2013 3:06	59.2	26/9/2013 4:11	58.5	27/9/2013 5:16	59.7
21/9/2013 23:56	62.0	23/9/2013 1:01	55.9	24/9/2013 2:06	60.6	25/9/2013 3:11	59.4	26/9/2013 4:16	58.1	27/9/2013 5:21	59.7
22/9/2013 0:01	60.1	23/9/2013 1:06	59.5	24/9/2013 2:11	43.6	25/9/2013 3:16	59.0	26/9/2013 4:21	57.1	27/9/2013 5:26	59.9
22/9/2013 0:06	60.9	23/9/2013 1:11	58.2	24/9/2013 2:16	60.7	25/9/2013 3:21	58.8	26/9/2013 4:26	57.7	27/9/2013 5:31	60.1
22/9/2013 0:11	62.4	23/9/2013 1:16	56.4	24/9/2013 2:21	60.3	25/9/2013 3:26	58.6	26/9/2013 4:31	59.2	27/9/2013 5:36	60.7
22/9/2013 0:16	60.3	23/9/2013 1:21	58.0	24/9/2013 2:26	60.0	25/9/2013 3:31	58.2	26/9/2013 4:36	58.8	27/9/2013 5:41	60.4
22/9/2013 0:21	59.8	23/9/2013 1:26	56.4	24/9/2013 2:31	60.9	25/9/2013 3:36	59.6	26/9/2013 4:41	58.4	27/9/2013 5:46	52.4
22/9/2013 0:26	57.7	23/9/2013 1:31	55.8	24/9/2013 2:36	53.3	25/9/2013 3:41	60.4	26/9/2013 4:46	57.6	27/9/2013 5:51	45.0
22/9/2013 0:31	56.9	23/9/2013 1:36	56.5	24/9/2013 2:41	59.6	25/9/2013 3:46	59.0	26/9/2013 4:51	59.9	27/9/2013 5:56	54.9
22/9/2013 0:36	59.2	23/9/2013 1:41	56.3	24/9/2013 2:46	59.4	25/9/2013 3:51	60.4	26/9/2013 4:56	57.8	27/9/2013 6:01	50.5
22/9/2013 0:41	58.0	23/9/2013 1:46	55.8	24/9/2013 2:51	59.3	25/9/2013 3:56	58.1	26/9/2013 5:01	58.5	27/9/2013 6:06	57.6
22/9/2013 0:46	58.0	23/9/2013 1:51	55.8	24/9/2013 2:56	60.6	25/9/2013 4:01	58.9	26/9/2013 5:06	60.1	27/9/2013 6:11	59.9
22/9/2013 0:51	60.9	23/9/2013 1:56	56.0	24/9/2013 3:01	59.8	25/9/2013 4:06	58.5	26/9/2013 5:11	58.7	27/9/2013 6:16	57.8
22/9/2013 0:56	58.4	23/9/2013 2:01	57.1	24/9/2013 3:06	59.5	25/9/2013 4:11	58.4	26/9/2013 5:16	59.6	27/9/2013 6:21	60.4
22/9/2013 1:01	55.6	23/9/2013 2:06	57.8	24/9/2013 3:11	59.8	25/9/2013 4:16	59.3	26/9/2013 5:21	59.4	27/9/2013 6:26	60.1
22/9/2013 1:06	55.1	23/9/2013 2:11	53.4	24/9/2013 3:16	59.8	25/9/2013 4:21	58.8	26/9/2013 5:26	60.0	27/9/2013 6:31	60.1
22/9/2013 1:11	55.7	23/9/2013 2:16	52.7	24/9/2013 3:21	58.8	25/9/2013 4:26	58.5	26/9/2013 5:31	60.2	27/9/2013 6:36	62.0
22/9/2013 1:16	52.7	23/9/2013 2:21	55.7	24/9/2013 3:26	59.8	25/9/2013 4:31	59.6	26/9/2013 5:36	60.9	27/9/2013 6:41	62.4
22/9/2013 1:21	55.5	23/9/2013 2:26	54.4	24/9/2013 3:31	59.1	25/9/2013 4:36	59.3	26/9/2013 5:41	59.5	27/9/2013 6:46	63.0
22/9/2013 1:26	55.9	23/9/2013 2:31	53.9	24/9/2013 3:36	48.4	25/9/2013 4:41	58.5	26/9/2013 5:46	55.0	27/9/2013 6:51	62.9
22/9/2013 1:31	54.0	23/9/2013 2:36	54.3	24/9/2013 3:41	58.4	25/9/2013 4:46	58.2	26/9/2013 5:51	45.7	27/9/2013 6:56	63.8
22/9/2013 1:36	54.2	23/9/2013 2:41	54.9	24/9/2013 3:46	57.2	25/9/2013 4:51	58.5	26/9/2013 5:56	50.0	27/9/2013 7:01	61.8
22/9/2013 1:41	56.3	23/9/2013 2:46	54.4	24/9/2013 3:51	59.5	25/9/2013 4:56	58.7	26/9/2013 6:01	54.4	27/9/2013 7:06	60.5
22/9/2013 1:46	51.9	23/9/2013 2:51	54.9	24/9/2013 3:56	58.7	25/9/2013 5:01	58.8	26/9/2013 6:06	55.1	27/9/2013 7:11	62.7
22/9/2013 1:51	60.7	23/9/2013 2:56	53.8	24/9/2013 4:01	58.5	25/9/2013 5:06	60.0	26/9/2013 6:11	56.4	27/9/2013 7:16	62.1
22/9/2013 1:56	51.2	23/9/2013 3:01	53.7	24/9/2013 4:06	59.4	25/9/2013 5:11	60.6	26/9/2013 6:16	57.6	27/9/2013 7:21	60.8
22/9/2013 2:01	44.6	23/9/2013 3:06	56.0	24/9/2013 4:11	59.8	25/9/2013 5:16	60.2	26/9/2013 6:21	60.5	27/9/2013 7:26	60.6
22/9/2013 2:06	60.7	23/9/2013 3:11	53.0	24/9/2013 4:16	59.3	25/9/2013 5:21	59.7	26/9/2013 6:26	60.2	27/9/2013 7:31	61.1
22/9/2013 2:11	60.9	23/9/2013 3:16	53.6	24/9/2013 4:21	60.3	25/9/2013 5:26	49.9	26/9/2013 6:31	60.5	27/9/2013 7:36	61.9
22/9/2013 2:16	47.2	23/9/2013 3:21	55.4	24/9/2013 4:26	57.1	25/9/2013 5:31	60.6	26/9/2013 6:36	62.3	27/9/2013 7:41	61.6
22/9/2013 2:21	60.6	23/9/2013 3:26	54.5	24/9/2013 4:31	58.6	25/9/2013 5:36	60.9	26/9/2013 6:41	61.8	27/9/2013 7:46	60.1
22/9/2013 2:26	60.7	23/9/2013 3:31	53.6	24/9/2013 4:36	58.7	25/9/2013 5:41	44.1	26/9/2013 6:46	62.4	27/9/2013 7:51	63.5
22/9/2013 2:31	60.8	23/9/2013 3:36	52.3	24/9/2013 4:41	59.2	25/9/2013 5:46	48.8	26/9/2013 6:51	62.6	27/9/2013 7:56	59.9
22/9/2013 2:36	60.5	23/9/2013 3:41	56.0	24/9/2013 4:46	59.8	25/9/2013 5:51	53.3	26/9/2013 6:56	63.8		
22/9/2013 2:41	50.0	23/9/2013 3:46	56.0	24/9/2013 4:51	60.3	25/9/2013 5:56	54.8	26/9/2013 7:01	61.5		
22/9/2013 2:46	60.3	23/9/2013 3:51	55.4	24/9/2013 4:56	58.9	25/9/2013 6:01	58.0	26/9/2013 7:06	62.0		
22/9/2013 2:51	43.6	23/9/2013 3:56	54.6	24/9/2013 5:01	59.8	25/9/2013 6:06	57.5	26/9/2013 7:11	64.1		
22/9/2013 2:56	59.8	23/9/2013 4:01	54.4	24/9/2013 5:06	58.9	25/9/2013 6:11	57.9	26/9/2013 7:16	62.0		
22/9/2013 3:01	59.3	23/9/2013 4:06	53.9	24/9/2013 5:11	59.8	25/9/2013 6:16	58.9	26/9/2013 7:21	61.7		
22/9/2013 3:06	60.5	23/9/2013 4:11	54.3	24/9/2013 5:16	60.3	25/9/2013 6:21	60.4	26/9/2013 7:26	61.1		
22/9/2013 3:11	59.9	23/9/2013 4:16	56.2	24/9/2013 5:21	59.1	25/9/2013 6:26	61.4	26/9/2013 7:31	61.5		
22/9/2013 3:16	59.5	23/9/2013 4:21	55.3	24/9/2013 5:26	46.6	25/9/2013 6:31	61.4	26/9/2013 7:36	61.8		
22/9/2013 3:21	59.5	23/9/2013 4:26	54.2	24/9/2013 5:31	60.1	25/9/2013 6:36	62.7	26/9/2013 7:41	61.7		
22/9/2013 3:26	59.8	23/9/2013 4:31	55.3	24/9/2013 5:36	59.9	25/9/2013 6:41	62.3	26/9/2013 7:46	62.2		
22/9/2013 3:31	59.6	23/9/2013 4:36	54.3	24/9/2013 5:41	60.6	25/9/2013 6:46	62.8	26/9/2013 7:51	60.9		
22/9/2013 3:36	60.0	23/9/2013 4:41	55.1	24/9/2013 5:46	60.5	25/9/2013 6:51	63.8	26/9/2013 7:56	62.0		
22/9/2013 3:41	59.5	23/9/2013 4:46	52.8	24/9/2013 5:51	54.1	25/9/2013 6:56	63.6	27/9/2013 0:01	61.0		
22/9/2013 3:46	59.8	23/9/2013 4:51	54.8	24/9/2013 5:56	53.5	25/9/2013 7:01	60.6	27/9/2013 0:06	60.3		
22/9/2013 3:51	59.2	23/9/2013 4:56	55.9	24/9/2013 6:01	56.3	25/9/2013 7:06	62.6	27/9/2013 0:11	61.1		
22/9/2013 3:56	59.9	23/9/2013 5:01	55.4	24/9/2013 6:06	56.9	25/9/2013 7:11	62.1	27/9/2013 0:16	61.2		
22/9/2013 4:01	59.4	23/9/2013 5:06	57.3	24/9/2013 6:11	54.5	25/9/2013 7:16	61.1	27/9/2013 0:21	59.9		
22/9/2013 4:06	59.0	23/9/2013 5:11	56.1	24/9/2013 6:16	60.3	25/9/2013 7:21	61.2	27/9/2013 0:26	59.7		
22/9/2013 4:11	60.2	23/9/2013 5:16	57.0	24/9/2013 6:21	59.0	25/9/2013 7:26	62.2	27/9/2013 0:31	58.3		
22/9/2013 4:16	59.2	23/9/2013 5:21	56.1	24/9/2013 6:26	61.9	25/9/2013 7:31	62.3	27/9/2013 0:36	59.0		
22/9/2013 4:21	59.7	23/9/2013 5:26	56.8	24/9/2013 6:31	61.7	25/9/2013 7:36	62.0	27/9/2013 0:41	60.0		
22/9/2013 4:26	60.1	23/9/2013 5:31	56.6	24/9/2013 6:36	61.7	25/9/2013 7:41	61.6	27/9/2013 0:46	58.2		
22/9/2013 4:31	58.9	23/9/2013 5:36	56.5	24/9/2013 6:41	62.6	25/9/2013 7:46	61.4	27/9/2013 0:51	56.0		
22/9/2013 4:36	59.2	23/9/2013 5:41	56.5	24/9/2013 6:46	63.7	25/9/2013 7:51	59.6	27/9/2013 0:56	59.0		
22/9/2013 4:41	59.5	23/9/2013 5:46	57.5	24/9/2013 6:51	63.7	25/9/2013 7:56	61.7	27/9/2013 1:01	58.1		
22/9/2013 4:46	58.1	23/9/2013 5:51	57.3	24/9/2013 6:56	63.7	26/9/2013 0:01	61.9	27/9/2013 1:06	57.0		
22/9/2013 4:51	59.4	23/9/2013 5:56	57.4	24/9/2013 7:01	61.8	26/9/2013 0:06	62.2	27/9/2013 1:11	54.0		
22/9/2013 4:56	58.9	23/9/2013 6:01	58.1	24/9/2013 7:06	63.5	26/9/2013 0:11	59.5	27/9/2013 1:16	57.0		
22/9/2013 5:01	60.1	23/9/2013 6:06	58.2	24/9/2013 7:11	62.4	26/9/2013 0:16	60.3	27/9/2013 1:21	57.0		
22/9/2013 5:06	60.2	23/9/2013 6:11	58.8	24/9/2013 7:16	61.0	26/9/2013 0:21	60.4	27/9/2013 1:26	53.7		
22/9/2013 5:11	59.5	23/9/2013 6:16	58.8	24/9/2013 7:21	62.0	26/9/2013 0:26	58.7	27/9/2013 1:31	56.7		
22/9/2013 5:16	60.4	23/9/2013 6:21	59.0	24/9/2013 7:26	60.5	26/9/2013 0:31	58.4	27/9/2013 1			

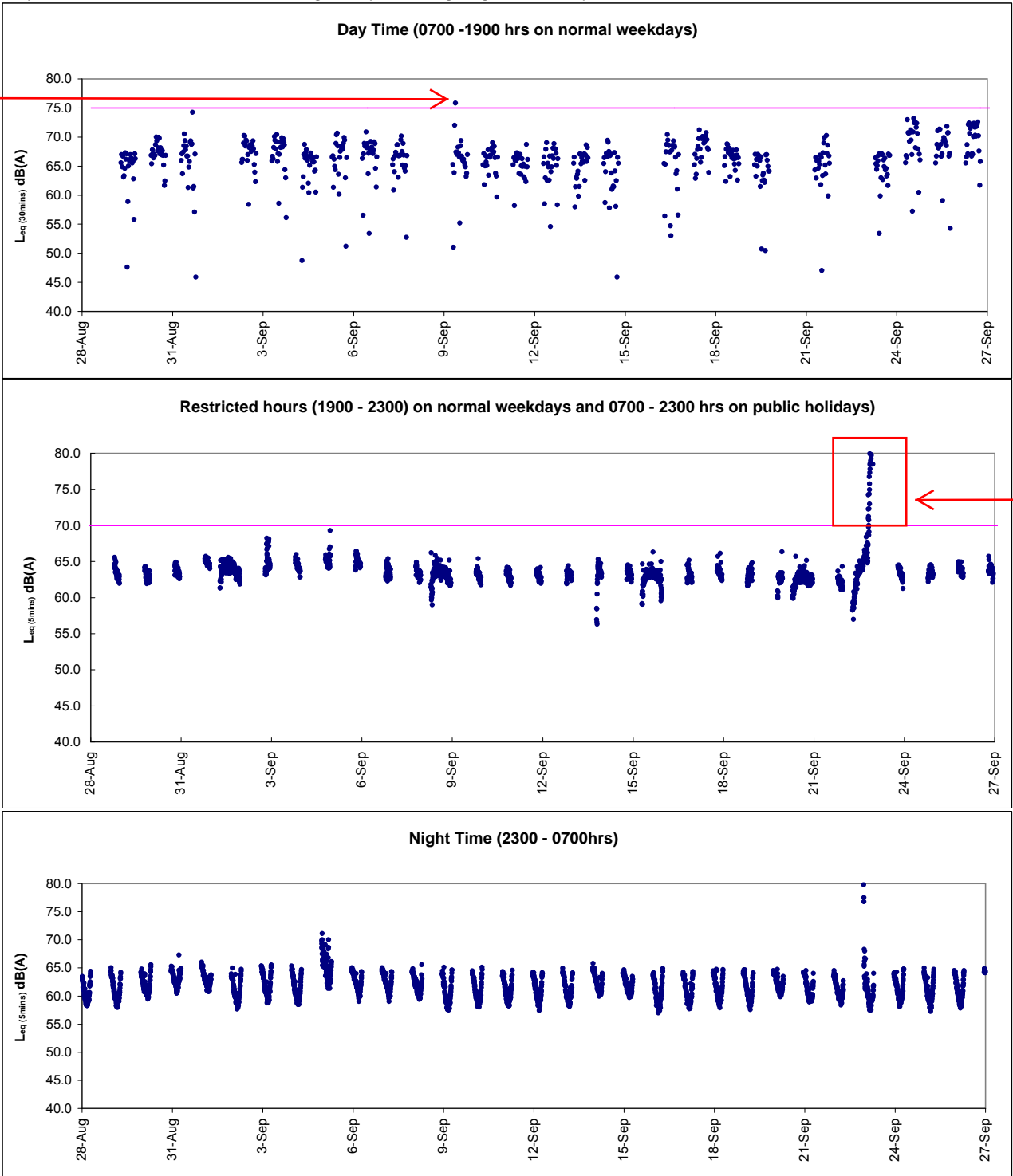


Graphic Presentation of Real Time Noise Monitoring Result (RTN1-Food and Environmental Hygiene Department Depot)





Graphic Presentation of Real Time Noise Monitoring Result (RTN2a- Hong Kong Electric Centre)

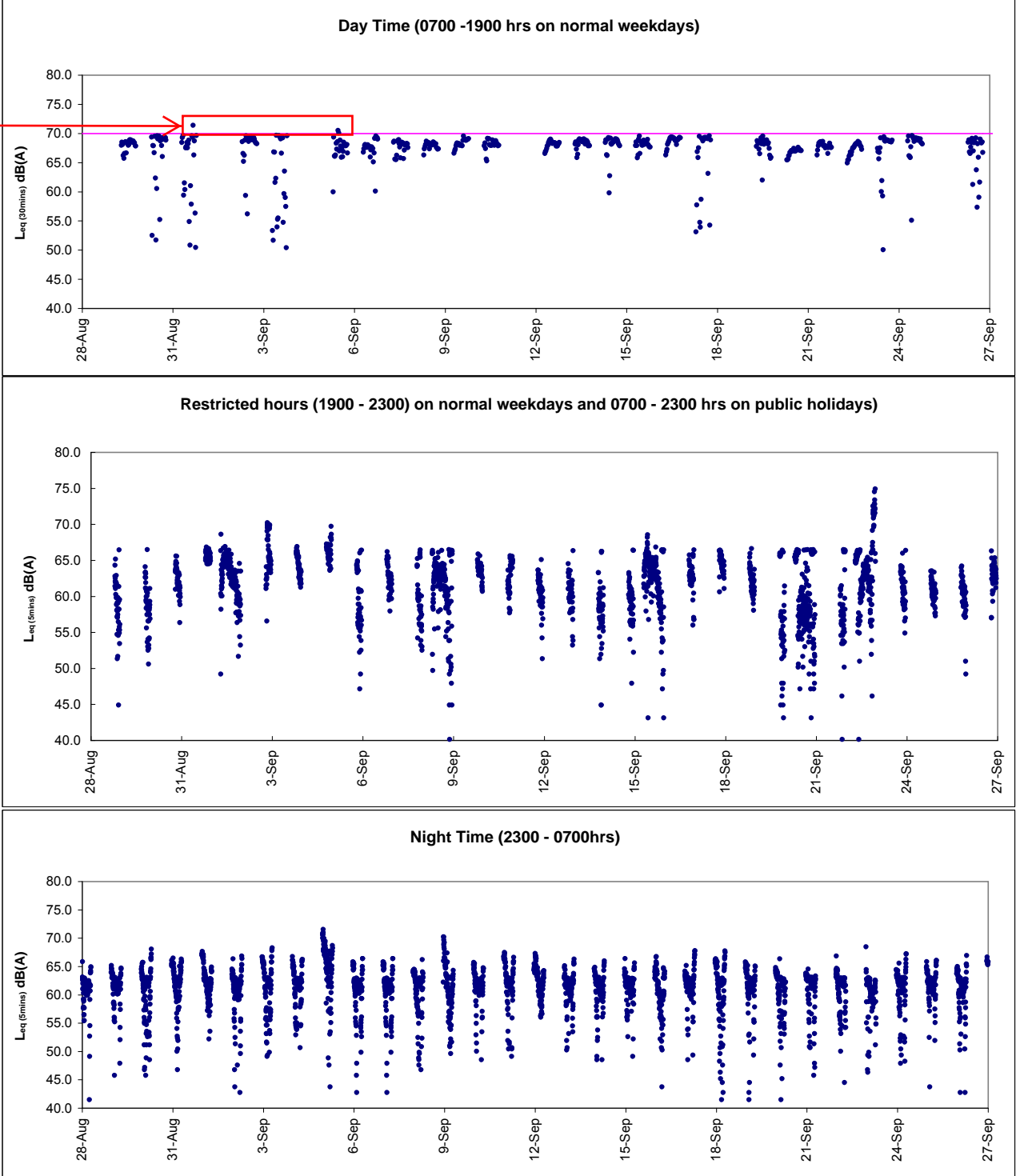


After checking with contractor HY/2009/19, no major noisy construction works were conducted at the concerned location during the recorded period and the exceedance was non-continuous. As such, the exceedances were considered to be contributed by nearby IEC traffic

After checking with contractor HY/2009/19, no construction work was conducted at the concerned location during the recorded period. The continuous exceedances were considered to be contributed by adverse weather condition during hoisting of Gale warning signal.



Graphic Presentation of Real Time Noise Monitoring Result (RTN3-Yu Lee Mo Fan Memorial School)



After checking with contractor HY/2009/19, demolish of pile head works were conducted at the concerned location during the recorded period. Noise mitigation measures including erection of noise barrier and noise screen for breaker were in place and the exceedance was non-continuous. As such, the exceedances were considered to be contributed by nearby IEC traffic



Graphic Presentation of Real Time Noise Monitoring Result (RTN4-Causeway Bay Community Centre)

